


**Miele**

Never before was loading a large-chamber laboratory glasswasher as efficient

New: APLW 511 load carrier - Greater capacity. Greater flexibility. Fast load turnaround.

**Miele Professional. Immer Besser.**



For up to 324 laboratory bottles or  
294 vials together with 216 labora-  
tory bottles

# Product benefits of APLW 511

The new load carrier offers maximum capacity to reprocess a variety of different laboratory glassware items and ensures rapid turnaround and increased cost-efficiency in reprocessing. This load carrier is for use on PLW 8615, PLW 8616 and PLW 8617 laboratory glasswashers.

The concept allows accessories to match individual requirements. This system offers greatest possible flexibility combined with reduced space requirements.

- Greater capacity - Use of up to 9 modules on 3 levels, increased capacity for small and medium-size laboratory glassware and a 50% increase in the maximum number of injector modules (and injectors).
- Greater flexibility - Wide range of loading options, removable struts
- Rapid load turnaround - High reprocessing throughput means that glassware is soon ready for use again where it is needed: in the laboratory!

## APLW 511 sample load

Sample load on title page depicts APLW 511 with 6 x A 622 modules with A852 rails (Levels 1 and 2) and 3 x A 620 modules with A 850 rails (Level 3) incl. injector nozzles.

### APLW 511 load carrier

- For cleaning laboratory glassware and utensils in injector modules or inserts
- Depending on the height, up to 9 modules can be used
- Using the A 606 module on Levels 2 and 3 results in the following loading heights:  
Level 1: 205 mm, Level 2: 205 mm, Level 3: 215 mm
- Rails and struts partially removable to accommodate tall modules

Mat. no. 11852850



# Modular and flexible components for APLW 511

With SimpleLoad, Miele is offering a unique system which makes loading much simpler and faster. Laboratory glassware is positioned in the load carrier quicker and more easily than ever before. Specially developed injector nozzles guarantee the thorough cleaning of the interior of glassware of all shapes and sizes.


Further information on EasyLoad modules is provided by our **Laboratory Brochure** and online at

 **USA:** [www.mieleusa.com/professional](http://www.mieleusa.com/professional)

 **Canada:** [www.mieleprofessional.ca](http://www.mieleprofessional.ca)



Solution for large laboratory glassware: A 620 module, 5 x A 840 plus 5 x A 841 injector modules as well as A 850 rail




Solution for medium-size laboratory glassware: A 621 module, 10 x A 842 plus 10 x A 843 injector modules as well as A 851 rail



Solution for small laboratory glassware: A 622 module, 18 x A 844 plus 18 x A 845 injector modules as well as A 852 rail



A 613 module for pipettes



A 605 module for vials



A 606 module for inserts



Miele Inc.  
9 Independence Way  
Princeton, NJ 08540  
Toll Free: 800-991-9380  
prosales@mieleusa.com  
www.mieleusa.com/professional



Miele Limited  
161 Four Valley Drive  
Vaughan, ON, L4K 4V8  
Toll Free: 888-325-3957  
professional@miele.ca  
www.mieleprofessional.ca

### **Immer besser**

Since 1899, Miele – a family-run company – has subscribed to a clear corporate philosophy condensed into the two words “Immer Besser” (forever better). This overarching claim is the foundation of Miele’s proverbial quality and sustainability and the power of innovation of a brand “Made in Germany”. A brand promise which gives professional users the certainty of having chosen the right product.

### **Award-winning**

Uncompromising product reliability and service dependability is the reason why customers have repeatedly voted Miele the best and most trustworthy brand. Coveted awards such as the MX Award, the iF and reddot Design Awards and the German Sustainability Prize confirm the distinguished position Miele enjoys with respect to design, quality management and the sparing use of resources.

### **Proficient**

Miele Professional has been developing and manufacturing a broad range of high-quality laundry machines, dishwashers, washer-disinfectors and sterilizers for decades. Carefully selected accessories, comprehensive advisory services and a Miele service operation which guarantees fast response times ensure that machines perform to perfection and offer the ultimate in capacity and efficiency.