


Miele

Glasses, Plates And Cutlery
Spotless In Only 24 Minutes

Fast, clean dishware:
The new ProfiLine generation.

Miele Professional. Immer Besser.



Perfect results in the shortest of times.

Performance for professionals. Convenience familiar from your own home.

Today's world is moving fast – making one resource increasingly valuable: time. Our daily schedules are tightly packed and the demands on our time are enormous.

The new ProfiLine dishwashers were developed to meet the challenges of commercial use – and combine technology from the latest Miele Professional machines with the convenience and design of our flagship domestic models. With an intuitive user interface, smart features and 8 programs with short cycle times, our new ProfiLine dishwashers ensure that impeccably clean dishware is ready for use again quickly.

Miele ProfiLine gives you
a head start with your
dishwashing –
and, above all:
Time.



The new ProfiLine.

Fast, versatile, durable.



24-minute cycle time

for rapid turnaround and a cleaner kitchen.



Durable components

for up to 5 cycles per day and 12,500 total cycles.



Versatile baskets

for simple loading and a large volume of dishware.



Intuitive interface

for fast, simple and convenient operation.



Selectable final rinse temperatures

for anti-viral cleaning and the highest of hygiene standards.

Fast dishware turnaround
for offices, businesses, schools
and private homes.

***Offices and agencies –
nurseries and schools –
Large private households.***

For environments with large volumes of dishware to process and little time to spare.

With ProfiLine, dishware is ready for use again in a matter of minutes: The new dishwashers are designed to withstand the rigours of continuous commercial use, while still offering users the convenience of high-end domestic appliances. ProfiLine represents the perfect stepping stone into the world of commercial dish care – for all working environments with large volumes of dishware to process and little time to spare.

Convenient functions

In the blink of an eye.

24-minute cycle time

With their impressively short cycle times lasting 24 minutes, ProfiLine models are 3 times faster than domestic dishwashers. This means that clean dishware is ready for use again in next to no time – leaving your kitchen tidy and uncluttered.

Exemplary hygiene

Special 'SaniWash' program achieve temperatures of 180°F | 82°C. Final rinse temperatures for selected programs can also be increased for even greater hygiene.



12,500 program cycles

ProfiLine dishwashers are tested under laboratory conditions to ensure that they last 12,500 typical cycles and are designed for up to 5 cycles per day.

Rugged materials

Components subject to heavy use are made from robust, durable materials which are put through stringent tests and are designed for continuous use in a commercial environment.

Smooth surfaces

The smooth surfaces of the operating elements prevent harmful soil from gathering. All surfaces are easily wiped clean, contributing to enhanced hygiene standards.

Simple connection

ProfiLine machines are Plug & Play, and instantly ready for connection. Simply connect to water supply, plug in and switch on.

Intuitive operation

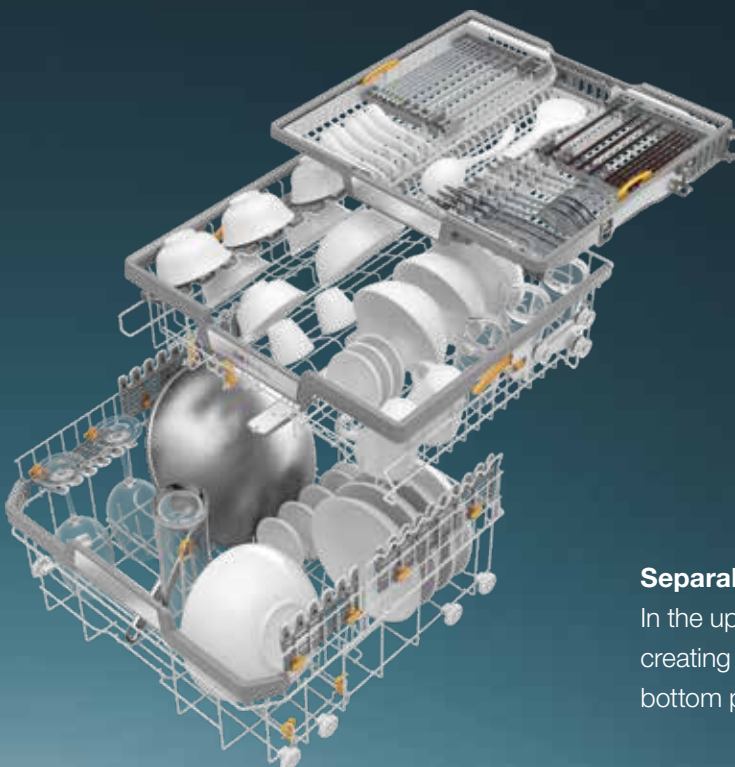
All programs use intuitive sensor controls. Self-explanatory symbols and key content in plain text speed up program selection and avoid operating errors.

Knock2open

ProfiLine dishwashers blend in seamlessly in handleless kitchens – and are opened automatically by double-tapping on the front panel.

Flexible basket design

Adjustable elements and non-slip materials allow for the flexible positioning of items and offer a secure hold for dishware and cutlery for exceptional cleaning results.



3D MultiFlex tray

Thanks to height-adjustable central and side sections, the cutlery drawer now even accommodates small dishware such as espresso cups.

FlexCare glass holder

The hinged glass holders with their soft silicone liners afford the best possible protection to stemware.

Separable row of spikes for bowls

In the upper basket, every second spike is hinged, creating more space to perfectly accommodate more bottom plates and bowls.

Which ProfiLine is right for you?

PFD 101U

Undercounter unit with stainless steel front and AutoOpen


PFD 102i

Integrated unit with AutoOpen and BrilliantLight

PFD 104 SCVi

Fully integrated unit with large chamber, AutoOpen, AutoClose, Knock2open and BrilliantLight





Effective against viruses – scientifically proven*


*According to certificates issued by the Institute for Integrative Hygiene and Virology with respect to the removal of enveloped and non-enveloped viruses (e.g. Coronavirus or influenza) in the 'SaniWash' and 'Pots&Pans' programs and the removal of enveloped viruses, including Noro- and Adeno viruses in the 'QuickIntenseWash' and 'Universal' programs. In both cases using Miele ProCare Shine 11OB and 12GC.



Miele ProfiLine dishwashers
***remove more than
99.9% of viruses.****

NEW: ProfiLine dishwashers from the PFD 10x series

Fresh water system



Dishwasher	PFD 101 U	PFD 102 i	PFD 102 i (USA only)
Construction type	Undercounter unit	Built-in unit	Built-in unit
Capacity [place settings/cycle]	13	13	13
BrilliantLight	–	•	•
Shortest cycle with hot water connection	52 mins.	52 mins.	24 mins.
Programs	8	8	8
External dimensions H/W/D	805–870 598 570 mm	805–870 598 570 mm	805–870 598 570 mm
External dimensions H/W/D	31 11/16–34 1/4" 23 9/16" 22 7/16"	31 11/16–34 1/4" 23 9/16" 22 7/16"	31 11/16–34 1/4" 23 9/16" 22 7/16"
Water connections	Cold or hot water	Cold or hot water	Cold or hot water
Water softener	•	•	•
Electrical connection	AC 120V 60 Hz 15A	AC 120V 60 Hz 15A	2N AC 120/208-240V 60Hz 30A
Convertible to	2N AC 120/208-240V 60Hz 30A	2N AC 120/208-240V 60Hz 30A	AC 120V 60 Hz 15A
Total rated load	1.5 kW	1.5 kW	4.0 kW
EnergyStar	•	•	•
ADA compliant	•	•	•
Mat.No.	11605420	11605430	11605500
Accessories			
BU 500 Cutlery basket (lower basket) (USA only)	9614020	9614020	9614020
GFV 60/60-7 Front panel, stainless steel, integrated	–	10986720	10986720
GFV 60/65-7 Front panel, stainless steel, integrated	–	10986730	10986730

PFD 101 U, PFD 102 i

- Dishwashers for households, offices, live kitchens
- Ideal for up to 5 wash cycles per day
- Tested for 12,500 program cycles

Plus

- With baskets as standard
- Holds 10 white wine glasses
- High-level user convenience through wide range of product features
- Integrated water softener
- AutoOpen
- WiFiConn@ct as standard (WiFi connection)



Program Overview and cycle times AC 120V 60Hz, 55°C hot water

Program	Cycle time (min)	Extra drying (min)
QuickIntenseWash	52	20
Universal	63	30
Pots & Pans	76	30
China & Crystal	35	20
SaniWash	85	30
ECO	118	127
Plastics	47	30 (no option)
Rinse & Hold	13	--

ExtraComfort baskets (PFD 101 and PFD 102)

NEW: ProfiLine dishwashers from the PFD 10x series

Fresh water system



Dishwasher	PFD 104 SCVi (USA only)	PFD 104 SCVi
Construction type	Fully integrated unit	Fully integrated unit
Capacity [place settings/cycle]	16	16
Shortest cycle with hot water connection	52	24
Programs	8	8
External dimensions H/W/D	845–910 598 570	845–910 598 570
External dimensions H/W/D	33 1/4–35 13/16" 23 9/16" 22 7/16"	33 1/4–35 13/16" 23 9/16" 22 7/16"
Water connections	Cold or hot water	Cold or hot water
Water softener	•	•
Electrical connection	AC 120V 60Hz 15A	2N AC 120/208-240V 60Hz 30A
Convertible to	2N AC 120/208-240V 60Hz 30A	AC 120V 60Hz 15A
Total rated load	1.4	4.0
EnergyStar	•	•
Mat.No.	11605450	11605520

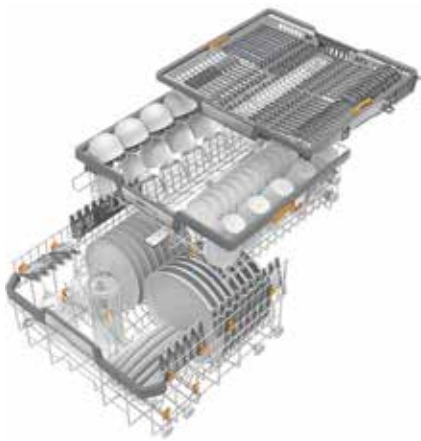
Accessories			
GBU 500 Cutlery basket (USA only)	Add. cutlery basket (lower basket)	9614020	9614020
GFVi 701/72 Front panel, no holes, 600x715 mm	Stainless steel, fully integrated	10986740	10986740
GFVi 701/77 Front panel, no holes, 600x765 mm	Stainless steel, fully integrated	10986750	10986750

PFD 104 SCVi

- Integrated dishwashers for offices, showrooms, legal practices, kitchen studios and private homes
- Ideal for up to 5 wash cycles per day
- Tested for 12,500 program cycles

Plus

- 3D MultiFlex drawer
- With baskets as standard
- Holds 16 white wine glasses
- BrilliantLight interior lighting
- Integrated water softener
- Perfect integration into handleless kitchens
- Knock2open
- AutoOpen and AutoClose
- WiFiConn@ct as standard (WiFi connection)



MaxiComfort baskets (PFD 104)

Program Overview and cycle times

AC 208-240V 60Hz, 55°C hot water

Program	Cycle time (min) AC 208-240V 60 Hz	Extra drying (min)
QuickIntenseWash	24	20
Universal	35	30
Pots & Pans	48	30
China & Crystal	22	20
SaniWash	54	30
ECO	118	127
Plastics	33	30 (no option)
Rinse & Hold	13	--



ProCare Shine from Miele Professional

Perfectly formulated detergents and rinse aid

The detergents and rinse aid from the ProCare Shine series were developed exclusively for use in Miele Professional dishwashers. With their unique formulation, they ensure professional dishware care, guarantee machine compatibility, are extremely economical and provide spotless results.

Unflinching against soil but gentle on loads.

- Perfect match for Miele Professional dishwashers
- Machine compatibility endorsed
- Exceptional results with economical use of resources
- Liquid detergent for automatic dispensing
- Powder detergent and tablets for manual dispensing

Product	Properties
ProCare Shine 12 GC	<ul style="list-style-type: none">• Detergent tablets wrapped in water-soluble foil• Universal cleaning agent with good cleaning performance for light to medium soiling
ProCare Shine 11 OB (Canada only)	<ul style="list-style-type: none">• Powder detergent• Particularly powerful for dealing with persistent soiling involving starch, protein, tea/coffee stains
ProCare Shine 40	<ul style="list-style-type: none">• Liquid rinse aid• Universal applications
ProCare Universal 61	<ul style="list-style-type: none">• Reactivation salt for integrated water softeners

Product	Size	Mat.No.
ProCare Shine 12 GC	Box of 80 tablets	11037820
ProCare Shine 11 OB	6 kg bucket	10582700
ProCare Shine 40	1 L bottle	10923710
ProCare Universal 61	6 kg box	09195780

**Miele Inc.**

9 Independence Way
Princeton, NJ 08540
Toll Free: 800-991-9380
prosales@mieleusa.com
www.mieleusa.com/professional

**Miele Limited**

161 Four Valley Drive
Vaughan, ON, L4K 4V8
Toll Free: 888-325-3957
professional@miele.ca
www.mieleprofessional.ca