



Price List
Cleaning
December 2024



Table of Content

Dishwashers	04
Dishwasher Feature Highlights	04
Dishwasher	05
Handle Options	20
Professional for the Home Dishwashers	22
Professional for the Home Dishwasher Feature Highlights	22
Professional for the Home Dishwasher	23
Laundry	36
Laundry Feature Highlights	36
Laundry	37
Rotary Iron	47
Professional for the Home Laundry	48
Professional for the Home Laundry Feature Highlights	48
Professional for the Home Laundry	49
Professional Rotary Iron	51
Accessories & Consumables	52

Product Highlights

Dishwashers

*See specific models for details

FEATURE	DESCRIPTION
EcoPower Technology	With a innovative water flow system, G7000 dishwashers save both water and energy. In the Auto program, run a full cycle using less than 1.6 gallons of water.
3D MultiFlex Cutlery Tray	Provides a new level of convenience by adapting instantly to accommodate larger utensils, as well as taller stemware in the upper basket.
BrilliantLight	Four powerful LED lights illuminate the dishwasher from the inside out.
AutoOpen Drying	The dishwasher door automatically opens at the end of the cycle, allowing air to escape and circulate for perfect drying.
AutoDos with PowerDisk	In G 7000 dishwashers, the integrated PowerDisk® automatically dispenses the correct amount of detergent in accordance with the selected program and degree of soiling.
FlexLine Baskets	Easily adjustable to accommodate a wide array of dishware, utensils, stemware, pots and pans.
Knock2Open	Automatic door opening after two knocks. Integrates seamlessly in a handleless kitchen.
QuickIntenseWash	Excellent cleaning and drying results for normally soiled dishes in only 58 minutes.
SaniWash	High temperature program for deep cleaning results.
Miele@home	Access your appliance from your smart device for maximum convenience.
AutoSensor	Automatically adjusts program Time, Temperature, & Water volume based on multiple measurements of turbidity
Certified Hygiene Seal	 <p>All Miele dishwashers remove more than 99.9% of specific bacteria.*</p>
Golden Virus Seal	 <p>All Miele dishwashers remove more than 99.9% of all viruses.*</p>

Certified Hygiene Seal

*Approved by Rhein-Waal University. This certification attests that all G 5000 and G 7000 dishwashers with the SaniWash or Pots & Pans program offer particularly hygienic cleaning. This applies both with (standard) detergent or even without cleaning agent altogether.

Golden Virus Seal

*Approved by Albstadt-Sigmaringen University. Depending on the program selected, different types of viruses are getting removed. In all programs, including Economy, enveloped viruses including the Coronavirus are removed. This certification is based on the use of Miele PowerDisk and Miele UltraTabs detergents.

24" Dishwasher - Pre-Finished



MODEL	HANDLE TYPE	MATERIAL	UMRP/RETAIL
G 5008 SCU Clean Touch Steel™	Integrated Handle	11966810	\$1,299 / \$1,399

OPTIONAL ACCESSORIES	MATERIAL	UMRP
GPL 77-1 SS Filler Strips (pair)	6415910	\$67

SPECIFICATIONS

Width	23 ^{9/16} in (598 mm)
Height	33 ^{11/16} - 36 ^{1/4} in (855 - 920 mm)
Depth	22 ^{7/16} in (570 mm)
Shipping Weight	121 lbs (55 kg)
Annual Energy Usage	230 kWh
Decibel rating	44 dBA
ADA Compliant	No

FEATURES

- EcoPower Technology
- Controls: DirectSelect, front
- Original Cutlery Tray
- Basket Design: Comfort
- Door design: ComfortClose
- No. of Standard Place Settings: 16
- Double Waterproof System
- AutoSensor / Load Sensor

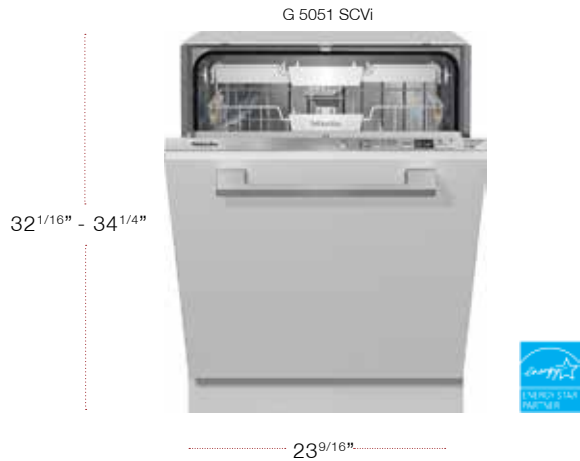
PROGRAMS

- Normal
- QuickIntenseWash
- Pots & Pans
- SaniWash
- Rinse & Hold

OPTIONS

- Express
- Extra Clean
- Extra Dry
- Delay Start

24" Dishwasher - Pre-Finished



MODEL	HANDLE TYPE	MATERIAL	UMRP/RETAIL
G 5051 SCVi ADA Custom Panel	No Handle	11636710	\$1,349 / \$1,449

SPECIFICATIONS

Width	23 ^{9/16} in (598 mm)
Height	32 ^{1/16} - 34 ^{1/4} in (814 - 870 mm)
Depth	22 ^{7/16} in (570 mm)
Shipping Weight	121 lbs (55 kg)
Annual Energy Usage	230 kWh
Decibel rating	44 dBA
ADA Compliant	Yes

FEATURES

- EcoPower Technology
- Controls: DirectSelect, hidden
- Original Cutlery Tray
- Basket Design: Comfort
- Door design: ComfortClose
- No. of Standard Place Settings: 16
- Double Waterproof System
- AutoSensor / Load Sensor

PROGRAMS

- Normal
- QuickIntenseWash
- Pots & Pans
- SaniWash
- Rinse & Hold

OPTIONS

- Express
- Extra Clean
- Extra Dry
- Delay Start

OPTIONAL ACCESSORIES	MATERIAL	UMRP/RETAIL
GPL 77-1 SS Filler Strips (pair)	6415910	\$67 / \$67
GFVi 701/72 Fully Integrated Panel Full Size, Clean Touch Steel™, 6" toe-kick, no handle	10986740	\$349 / \$399

24" Dishwasher - Fully Integrated



MODEL	HANDLE TYPE	MATERIAL	UMRP/RETAIL
G 5056 SCVi Custom Panel	No Handle	11636720	\$1,349 / \$1,449
G 5056 SCVi SF Clean Touch Steel™	PureLine Handle	11695330	\$1,499 / \$1,599
G 5058 SCVi SFP Clean Touch Steel™	Pocket Handle	11966820	\$1,499 / \$1,599

- OPTIONS**
- Express
 - Extra Clean
 - Extra Dry
 - Delay Start

SPECIFICATIONS

Width	23 ^{9/16} in (598 mm)
Height	33 ^{11/16} - 36 ^{1/4} in (855 - 920 mm)
Depth	22 ^{7/16} in (570 mm)
Shipping Weight	121 lbs (55 kg)
Annual Energy Usage	230 kWh
Decibel rating	44 dBA
ADA Compliant	No

OPTIONAL ACCESSORIES VI	MATERIAL	UMRP/RETAIL
GPL 77-1 SS Filler Strips (pair)	6415910	\$67 / \$67
GFVi 701/72 Fully Integrated Panel Full Size, Clean Touch Steel™, 6" toekick, no handle	10986740	\$349 / \$399
GFVi 701/77 Fully Integrated Panel Full Size, Clean Touch Steel™, 4" toekick, no handle	10986750	\$349 / \$399
GFVi 710/77 Fully Integrated Panel Full Size, Clean Touch Steel™, 4" toekick, PureLine handle	12074350	\$449 / \$499
GFVi 711/72 Fully Integrated Panel Full Size, Clean Touch Steel™, 6" toekick, ContourLine handle	12074400	\$449 / \$499
GFVi 711/77 Fully Integrated Panel Full Size, Clean Touch Steel™, 4" toekick, ContourLine handle	12074450	\$449 / \$499
GFVi 712/77 Fully Integrated Panel Full Size, Clean Touch Steel™, 4" toekick, Range Panel	12074470	\$449 / \$499
GFVi 709/77 Fully Integrated Panel Full Size, Clean Touch Steel™, 4" toekick, Pocket handle	11750840	\$449 / \$499

- FEATURES**
- EcoPower Technology
 - Controls: DirectSelect, hidden
 - Original Cutlery Tray
 - Basket Design: Comfort
 - Door design: ComfortClose
 - No. of Standard Place Settings: 16
 - Double Waterproof System
 - AutoSensor / Load Sensor

- PROGRAMS**
- Normal
 - QuickIntenseWash
 - Pots & Pans
 - SaniWash
 - Rinse & Hold

OPTIONAL ACCESSORIES SF(P)	MATERIAL	UMRP
GPL 77-1 SS Filler Strips (pair)	6415910	\$67

*Handles sold separately.
See page 20 for full list of handle options.

24" Dishwasher - Fully Integrated



MODEL	HANDLE TYPE	MATERIAL	UMRP/RETAIL
G 5266 SCVi Custom Panel	No Handle	11636740	\$1,599 / \$1,699
G 5266 SCVi SF Clean Touch Steel™	PureLine Handle	11636750	\$1,749 / \$1,849
G 5266 SCVi SFP Clean Touch Steel™	Pocket Handle	11695340	\$1,749 / \$1,849

- OPTIONS**
- Express
 - Extra Clean
 - Extra Dry
 - Delay Start

SPECIFICATIONS

Width	23 ^{9/16} in (598 mm)
Height	33 ^{11/16} - 36 ^{1/4} in (855 - 920 mm)
Depth	22 ^{7/16} in (570 mm)
Shipping Weight	121 lbs (55 kg)
Annual Energy Usage	230 kWh
Decibel rating	42 dBA
ADA Compliant	No

OPTIONAL ACCESSORIES VI	MATERIAL	UMRP/RETAIL
GPL 77-1 SS Filler Strips (pair)	6415910	\$67 / \$67
GFVi 701/72 Fully Integrated Panel Full Size, Clean Touch Steel™, 6" toekick, no handle	10986740	\$349 / \$399
GFVi 701/77 Fully Integrated Panel Full Size, Clean Touch Steel™, 4" toekick, no handle	10986750	\$349 / \$399
GFVi 710/77 Fully Integrated Panel Full Size, Clean Touch Steel™, 4" toekick, PureLine handle	12074350	\$449 / \$499
GFVi 711/72 Fully Integrated Panel Full Size, Clean Touch Steel™, 6" toekick, ContourLine handle	12074400	\$449 / \$499
GFVi 711/77 Fully Integrated Panel Full Size, Clean Touch Steel™, 4" toekick, ContourLine handle	12074450	\$449 / \$499
GFVi 712/77 Fully Integrated Panel Full Size, Clean Touch Steel™, 4" toekick, Range Panel	12074470	\$449 / \$499
GFVi 709/77 Fully Integrated Panel Full Size, Clean Touch Steel™, 4" toekick, Pocket handle	11750840	\$449 / \$499

- FEATURES**
- EcoPower Technology
 - Controls: DirectSelect, hidden
 - 3D MultiFlex Cutlery Tray
 - Basket Design: Comfort
 - AutoOpen Drying
 - SensorDry
 - No. of Standard Place Settings: 16
 - Double Waterproof System
 - AutoSensor / Load Sensor
 - Water Softener
 - Door design: CofmortClose

OPTIONAL ACCESSORIES SF(P)	MATERIAL	UMRP
GPL 77-1 SS Filler Strips (pair)	6415910	\$67

- PROGRAMS**
- Normal
 - QuickIntenseWash
 - Pots & Pans
 - SaniWash
 - Rinse & Hold

*Handles sold separately. See page 20 for full list of handle options.

24" Dishwasher - Fully Integrated



MODEL	HANDLE TYPE	MATERIAL	UMRP/RETAIL
G 7193 SCVi ADA Custom Panel	No Handle	12496700	\$1,949 / \$2,049

SPECIFICATIONS

Width	23 ^{9/16} in (598 mm)
Height	32 ^{1/16} - 34 ^{1/4} in (814 - 870 mm)
Depth	22 ^{7/16} in (570 mm)
Shipping Weight	121 lbs (55 kg)
Annual Energy Usage	230 kWh
Decibel rating	39 dBA (37 Extra Quiet Program)
ADA Compliant	Yes

FEATURES

- EcoPower Technology
- Controls: DirectSelect, hidden
- 3D MultiFlex Cutlery Tray
- AutoOpen Drying
- SensorDry
- AutoDos with PowerDisk
- Basket Design: ExtraComfort
- No. of Standard Place Settings: 16
- Double Waterproof System
- Miele@home
- AutoSensor / Load Sensor
- Water Softener

PROGRAMS

- Normal
- QuickIntenseWash
- Pots & Pans
- SaniWash
- Rinse & Hold
- China & Crystal

OPTIONS

- Express
- Extra Clean
- Extra Dry
- Intense Zone
- Delay Start

OPTIONAL ACCESSORIES VI	MATERIAL	UMRP/RETAIL
GPL 77-1 SS Filler Strips (pair)	6415910	\$67 / \$67
GFVi 701/72 Fully Integrated Panel Full Size, Clean Touch Steel™, 6" toe-kick, no handle	10986740	\$349 / \$399

*Handles sold separately.
See page 20 for full list of handle options.

24" Dishwasher - Pre-Finished



MODEL	HANDLE TYPE	MATERIAL	UMRP/RETAIL
G 7216 SCU Clean Touch Steel™	Integrated Handle	12497130	\$1,749 / \$1,849

OPTIONAL ACCESSORIES	MATERIAL	UMRP
GPL 77-1 SS Filler Strips (pair)	6415910	\$67

SPECIFICATIONS

Width	23 ^{9/16} in (598 mm)
Height	33 ^{11/16} - 36 ^{1/4} in (855 - 920 mm)
Depth	22 ^{7/16} in (570 mm)
Shipping Weight	121 lbs (55 kg)
Annual Energy Usage	230 kWh
Decibel rating	42 dBA
ADA Compliant	No

FEATURES

- EcoPower Technology
- Controls: DirectSelect, front
- 3D MultiFlex Cutlery Tray
- AutoOpen Drying
- SensorDry
- Basket Design: ExtraComfort
- No. of Standard Place Settings: 16
- Double Waterproof System
- AutoSensor / Load Sensor
- Water Softener

PROGRAMS

- Normal
- QuickIntenseWash
- Pots & Pans
- SaniWash
- Rinse & Hold
- China & Crystal

OPTIONS

- Express
- Extra Clean
- Extra Dry
- Intense Zone
- Delay Start

24" Dishwasher - Fully Integrated



MODEL	HANDLE TYPE	MATERIAL	UMRP/RETAIL
-------	-------------	----------	-------------

G 7266 SCVi Custom Panel	No Handle	12497140	\$1,749 / \$1,849
G 7266 SCVi SF Clean Touch Steel™	ContourLine Handle	12497150	\$1,899 / \$1,999

SPECIFICATIONS

Width	23 ⁹ / ₁₆ in (598 mm)
Height	33 ¹¹ / ₁₆ - 36 ¹ / ₄ in (855 - 920 mm)
Depth	22 ⁷ / ₁₆ in (570 mm)
Shipping Weight	121 lbs (55 kg)
Annual Energy Usage	230 kWh
Decibel rating	42 dBA
ADA Compliant	No

FEATURES

- EcoPower Technology
- Controls: DirectSelect, hidden
- 3D MultiFlex Cutlery Tray
- AutoOpen Drying
- SensorDry
- Miele@home
- Basket Design: ExtraComfort
- No. of Standard Place Settings: 16
- Double Waterproof System
- AutoSensor / Load Sensor
- Water Softener

PROGRAMS

- Normal
- QuickIntenseWash
- Pots & Pans
- SaniWash
- Rinse & Hold
- China & Crystal

OPTIONS

- Express
- Extra Clean
- Extra Dry
- Intense Zone
- Delay Start

OPTIONAL ACCESSORIES VI	MATERIAL	UMRP/RETAIL
-------------------------	----------	-------------

GPL 77-1 SS Filler Strips (pair)	6415910	\$67 / \$67
GFVi 701/72 Fully Integrated Panel Full Size, Clean Touch Steel™, 6" toe-kick, no handle	10986740	\$349 / \$399
GFVi 701/77 Fully Integrated Panel Full Size, Clean Touch Steel™, 4" toe-kick, no handle	10986750	\$349 / \$399
GFVi 710/77 Fully Integrated Panel Full Size, Clean Touch Steel™, 4" toe-kick, PureLine handle	12074350	\$449 / \$499
GFVi 711/72 Fully Integrated Panel Full Size, Clean Touch Steel™, 6" toe-kick, ContourLine handle	12074400	\$449 / \$499
GFVi 711/77 Fully Integrated Panel Full Size, Clean Touch Steel™, 4" toe-kick, ContourLine handle	12074450	\$449 / \$499
GFVi 712/77 Fully Integrated Panel Full Size, Clean Touch Steel™, 4" toe-kick, Range Panel	12074470	\$449 / \$499
GFVi 709/77 Fully Integrated Panel Full Size, Clean Touch Steel™, 4" toe-kick, Pocket handle	11750840	\$449 / \$499

OPTIONAL ACCESSORIES SF(P)	MATERIAL	UMRP
----------------------------	----------	------

GPL 77-1 SS Filler Strips (pair)	6415910	\$67
----------------------------------	---------	------

*Handles sold separately.
See page 20 for full list of handle options.

24" Dishwasher - Fully Integrated



MODEL	HANDLE TYPE	MATERIAL	UMRP/RETAIL
G 7186 SCVi Custom Panel	No Handle	12496990	\$1,949 / \$2,049
G 7186 SCVi SFP Clean Touch Steel™	Pocket Handle	12496690	\$2,149 / \$2,249

SPECIFICATIONS

Width	23 ⁹ / ₁₆ in (598 mm)
Height	33 ¹¹ / ₁₆ - 36 ¹ / ₄ in (855 - 920 mm)
Depth	22 ⁷ / ₁₆ in (570 mm)
Shipping Weight	121 lbs (55 kg)
Annual Energy Usage	230 kWh
Decibel rating	42 dBA
ADA Compliant	No

FEATURES

- EcoPower Technology
- Controls: DirectSelect, hidden
- 3D MultiFlex Cutlery Tray
- AutoOpen Drying
- SensorDry
- AutoDos with PowerDisk
- Basket Design: ExtraComfort
- No. of Standard Place Settings: 16
- Double Waterproof System
- Miele@home
- AutoSensor / Load Sensor
- Water Softener

PROGRAMS

- Normal
- QuickIntenseWash
- Pots & Pans
- SaniWash
- Rinse & Hold
- China & Crystal

OPTIONS

- Express
- Extra Clean
- Extra Dry
- Intense Zone
- Delay Start

OPTIONAL ACCESSORIES VI	MATERIAL	UMRP/RETAIL
GPL 77-1 SS Filler Strips (pair)	6415910	\$67 / \$67
GFVi 701/72 Fully Integrated Panel Full Size, Clean Touch Steel™, 6" toe-kick, no handle	10986740	\$349 / \$399
GFVi 701/77 Fully Integrated Panel Full Size, Clean Touch Steel™, 4" toe-kick, no handle	10986750	\$349 / \$399
GFVi 710/77 Fully Integrated Panel Full Size, Clean Touch Steel™, 4" toe-kick, PureLine handle	12074350	\$449 / \$499
GFVi 711/72 Fully Integrated Panel Full Size, Clean Touch Steel™, 6" toe-kick, ContourLine handle	12074400	\$449 / \$499
GFVi 711/77 Fully Integrated Panel Full Size, Clean Touch Steel™, 4" toe-kick, ContourLine handle	12074450	\$449 / \$499
GFVi 712/77 Fully Integrated Panel Full Size, Clean Touch Steel™, 4" toe-kick, Range Panel	12074470	\$449 / \$499
GFVi 709/77 Fully Integrated Panel Full Size, Clean Touch Steel™, 4" toe-kick, Pocket handle	11750840	\$449 / \$499

OPTIONAL ACCESSORIES SF(P)	MATERIAL	UMRP
GPL 77-1 SS Filler Strips (pair)	6415910	\$67

24" Dishwasher - Pre-Finished

G 7196 SCVi SFP



MODEL	HANDLE TYPE	MATERIAL	UMRP/RETAIL	OPTIONAL ACCESSORIES	MATERIAL	UMRP
G 7196 SCVi SF Clean Touch Steel™	PureLine Handle	12496710	\$2,149 / \$2,249	GPL 77-1 SS Filler Strips (pair)	6415910	\$67

SPECIFICATIONS

Width	23 ^{9/16} in (598 mm)
Height	33 ^{11/16} - 36 ^{1/4} in (855 - 920 mm)
Depth	22 ^{7/16} in (570 mm)
Shipping Weight	121 lbs (55 kg)
Annual Energy Usage	230 kWh
Decibel rating	42 dBA
ADA Compliant	No

FEATURES

- EcoPower Technology
- Controls: DirectSelect, hidden
- 3D MultiFlex Cutlery Tray
- AutoOpen Drying
- SensorDry
- AutoDos with PowerDisk
- Basket Design: ExtraComfort
- No. of Standard Place Settings: 16
- Double Waterproof System
- Miele@home
- AutoSensor / Load Sensor
- Water Softener

PROGRAMS

- Normal
- QuickIntenseWash
- Pots & Pans
- SaniWash
- Rinse & Hold
- China & Crystal

OPTIONS

- Express
- Extra Clean
- Extra Dry
- Intense Zone
- Delay Start

*Handles sold separately.
See page 20 for full list of handle options.

24" Dishwasher - Fully Integrated



MODEL	HANDLE TYPE	MATERIAL	UMRP/RETAIL
G 7766 SCVi Custom Panel	No Handle	12496900	\$2,599 / \$2,699

G 7766 SCVi SF Clean Touch Steel™	ContourLine Handle	12496910	\$2,799 / \$2,889
--------------------------------------	--------------------	----------	-------------------

SPECIFICATIONS

Width	23 ⁹ / ₁₆ in (598 mm)
Height	33 ¹¹ / ₁₆ - 36 ¹ / ₄ in (855 - 920 mm)
Depth	22 ⁷ / ₁₆ in (570 mm)
Shipping Weight	121 lbs (55 kg)
Annual Energy Usage	230 kWh
Decibel rating	39 dBA (37 Extra Quiet Program)
ADA Compliant	No

FEATURES

- EcoPower Technology
- Controls: DirectSensor, hidden
- 3D MultiFlex Cutlery Tray
- BrilliantLight
- AutoOpen Drying
- SensorDry
- AutoDos with PowerDisk
- Basket Design: MaxiComfort
- No. of Standard Place Settings: 16
- Double Waterproof System
- Miele@home/AutoStart
- AutoSensor / Load Sensor
- Water Softener

PROGRAMS

- Normal
- QuickIntenseWash
- Pots & Pans
- SaniWash
- Rinse & Hold
- China & Crystal
- Economy
- Extra Quiet: 37 dBA
- Filters
- Clean Machine
- Energy Saver
- SensorWash

OPTIONAL ACCESSORIES VI	MATERIAL	UMRP/RETAIL
-------------------------	----------	-------------

GPL 77-1 SS Filler Strips (pair)	6415910	\$67 / \$67
----------------------------------	---------	-------------

GFVi 701/72 Fully Integrated Panel Full Size, Clean Touch Steel™, 6" toe-kick, no handle	10986740	\$349 / \$399
--	----------	---------------

GFVi 701/77 Fully Integrated Panel Full Size, Clean Touch Steel™, 4" toe-kick, no handle	10986750	\$349 / \$399
--	----------	---------------

GFVi 710/77 Fully Integrated Panel Full Size, Clean Touch Steel™, 4" toe-kick, PureLine handle	12074350	\$449 / \$499
--	----------	---------------

GFVi 711/72 Fully Integrated Panel Full Size, Clean Touch Steel™, 6" toe-kick, ContourLine handle	12074400	\$449 / \$499
---	----------	---------------

GFVi 711/77 Fully Integrated Panel Full Size, Clean Touch Steel™, 4" toe-kick, ContourLine handle	12074450	\$449 / \$499
---	----------	---------------

GFVi 712/77 Fully Integrated Panel Full Size, Clean Touch Steel™, 4" toe-kick, Range Panel	12074470	\$449 / \$499
--	----------	---------------

GFVi 709/77 Fully Integrated Panel Full Size, Clean Touch Steel™, 4" toe-kick, Pocket handle	11750840	\$449 / \$499
--	----------	---------------

OPTIONAL ACCESSORIES SF(P)	MATERIAL	UMRP
----------------------------	----------	------

GPL 77-1 SS Filler Strips (pair)	6415910	\$67
----------------------------------	---------	------

OPTIONS

- Express
- FlexiTimer
- Extra Clean
- Extra Dry
- Delay Start
- Intense Zone

24" Dishwasher - Fully Integrated Knock2Open

G 7791 SCVi K2O ADA



MODEL	HANDLE TYPE	MATERIAL	UMRP/RETAIL
G 7791 SCVi K2O ADA Custom Panel	No Handle	12496920	\$2,949 / \$3,049

SPECIFICATIONS

Width	23 ^{9/16} in (598 mm)
Height	32 ^{1/16} - 34 ^{1/4} in (814 - 870 mm)
Depth	22 ^{7/16} in (570 mm)
Shipping Weight	121 lbs (55 kg)
Annual Energy Usage	230 kWh
Decibel rating	39 dBA (37 Extra Quiet Program)
ADA Compliant	Yes

FEATURES

- EcoPower Technology
- Controls: DirectSensor, hidden
- 3D MultiFlex Cutlery Tray
- BrilliantLight
- AutoOpen Drying
- SensorDry
- AutoDos with PowerDisk
- Basket Design: MaxiComfort
- No. of Standard Place Settings: 16
- Double Waterproof System
- Miele@home/AutoStart
- Knock2Open
- AutoSensor / Load Sensor
- Water Softener

PROGRAMS

- Normal
- QuickIntenseWash
- Pots & Pans
- SaniWash
- Rinse & Hold
- China & Crystal
- Economy
- Extra Quiet: 37 dBA
- Filters
- Clean Machine
- Energy Saver
- SensorWash

OPTIONS

- Express
- FlexiTimer
- Extra Economical
- Extra Clean
- Extra Dry
- Intense Zone
- Delay Start

OPTIONAL ACCESSORIES

OPTIONAL ACCESSORIES	MATERIAL	UMRP/RETAIL
GPL 77-1 SS Filler Strips (pair)	6415910	\$67 / \$67
GFVi 701/72 Fully Integrated Panel Full Size, Clean Touch Steel™, 6" toekick, no handle	10986740	\$349 / \$399

24" Dishwasher - Integrated



MODEL	HANDLE TYPE	MATERIAL	UMRP/RETAIL
G 7936 SCI Custom Panel	No Handle	12496970	\$3,599 / \$3,699

SPECIFICATIONS

Width	23 ^{9/16} in (598 mm)
Height	33 ^{11/16} - 36 ^{1/4} in (855 - 920 mm)
Depth	22 ^{7/16} in (570 mm)
Shipping Weight	121 lbs (55 kg)
Annual Energy Usage	230 kWh
Decibel rating	39 dBA (37 Extra Quiet Program)
ADA Compliant	No

FEATURES

- EcoPower Technology
- Controls: M Touch, front
- 3D MultiFlex Cutlery Tray
- BrilliantLight
- AutoOpen Drying
- SensorDry
- AutoDos with PowerDisk
- Basket Design: MaxiComfort
- No. of Standard Place Settings: 16
- Double Waterproof System
- Miele@home/AutoStart
- AutoSensor / Load Sensor
- Water Softener

PROGRAMS

- Normal
- QuickIntenseWash
- Pots & Pans
- SaniWash
- Rinse & Hold
- China & Crystal
- Economy
- Extra Quiet: 37 dBA
- Filters
- Clean Machine
- Energy Saver
- Tall Items
- Glass - No Rinse Aid (Warm)
- SensorWash

OPTIONS

- Express
- FlexiTimer
- Extra Economical
- Extra Clean
- Extra Dry
- Intense Zone
- Soak
- Pre-Rinse
- Delay Start

OPTIONAL ACCESSORIES	MATERIAL	UMRP/RETAIL
GPL 77-1 SS Filler Strips (pair)	6415910	\$67 / \$67
GFV 60/60-7 Integrated Panel Full Size, Clean Touch Steel™, 6" toe-kick	10986720	\$289 / \$339
GFV 60/65-7 Integrated Panel Full Size, Clean Touch Steel™, 4" toe-kick	10986730	\$289 / \$339

24" Dishwasher - Fully Integrated Knock2Open



MODEL	HANDLE TYPE	MATERIAL	UMRP/RETAIL
G 7986 SCVi K20 Custom Panel	No Handle	12496980	\$3,699 / \$3,799

SPECIFICATIONS

Width	23 ^{9/16} in (598 mm)
Height	33 ^{11/16} - 36 ^{1/4} in (855 - 920 mm)
Depth	22 ^{7/16} in (570 mm)
Shipping Weight	121 lbs (55 kg)
Annual Energy Usage	230 kWh
Decibel rating	39 dBA (37 Extra Quiet Program)
ADA Compliant	No

FEATURES

- EcoPower Technology
- Controls: M Touch, hidden
- 3D MultiFlex Cutlery Tray
- BrilliantLight
- AutoOpen Drying
- SensorDry
- AutoDos with PowerDisk
- Basket Design: MaxiComfort
- No. of Standard Place Settings: 16
- Double Waterproof System
- Miele@home/AutoStart
- Knock2Open
- AutoSensor / Load Sensor
- Water Softener

PROGRAMS

- Normal
- QuickIntenseWash
- Pots & Pans
- SaniWash
- Rinse & Hold
- China & Crystal
- Economy
- Extra Quiet: 37 dBA
- Filters
- Clean Machine
- Energy Saver
- Tall Items
- Glass - No Rinse Aid (Warm)
- SensorWash

OPTIONS

- Express
- FlexiTimer
- Extra Economical
- Extra Clean
- Extra Dry
- Intense Zone
- Soak
- Pre-Rinse
- Delay Start

OPTIONAL ACCESSORIES

	MATERIAL	UMRP/RETAIL
GPL 77-1 SS Filler Strips (pair)	6415910	\$67 / \$67
GFVi 701/72 Fully Integrated Panel Full Size, Clean Touch Steel™, 6" toekick, no handle	10986740	\$349 / \$399
GFVi 701/77 Fully Integrated Panel Full Size, Clean Touch Steel™, 4" toekick, no handle	10986750	\$349 / \$399
GFVi 710/77 Fully Integrated Panel Full Size, Clean Touch Steel™, 4" toekick, PureLine handle	12074350	\$449 / \$499
GFVi 711/72 Fully Integrated Panel Full Size, Clean Touch Steel™, 6" toekick, ContourLine handle	12074400	\$449 / \$499
GFVi 711/77 Fully Integrated Panel Full Size, Clean Touch Steel™, 4" toekick, ContourLine handle	12074450	\$449 / \$499
GFVi 712/77 Fully Integrated Panel Full Size, Clean Touch Steel™, 4" toekick, Range Panel	12074470	\$449 / \$499
GFVi 709/77 Fully Integrated Panel Full Size, Clean Touch Steel™, 4" toekick, Pocket handle	11750840	\$449 / \$499

18" Dishwasher - SlimLine Fully Integrated



MODEL	HANDLE TYPE	MATERIAL	UMRP/RETAIL
G 5482 SCVi Custom Panel	No Handle	11636760	\$1,349 / \$1,449

SPECIFICATIONS

Width	17 ⁵ / ₈ in (448 mm)
Height	32 ¹ / ₁₆ - 34 ¹ / ₄ in (814 - 880 mm)
Depth	22 ⁷ / ₁₆ in (570 mm)
Shipping Weight	121 lbs (55 kg)
Annual Energy Usage	230 kWh
Decibel rating	44 dBA
ADA Compliant	Yes

FEATURES

- EcoPower Technology
- Controls: DirectSelect, hidden
- Original Cutlery Tray
- Basket Design: Comfort
- No. of Standard Place Settings; 10
- Double Waterproof System
- AutoSensor / Load Sensor

PROGRAMS

- Normal
- QuickIntenseWash
- Pots & Pans
- SaniWash
- Rinse & Hold

OPTIONS

- Express
- Extra Clean
- Extra Dry

OPTIONAL ACCESSORIES

OPTIONAL ACCESSORIES	MATERIAL	UMRP/RETAIL
GFVi 453/72-7 Fully Integrated Panel SlimLine, Clean Touch Steel™, 6" toekick, no handle	11526970	\$289 / \$339

18" Dishwasher - SlimLine Fully Integrated



MODEL	HANDLE TYPE	MATERIAL	UMRP/RETAIL
G 5892 SCVi Custom Panel	No Handle	11636790	\$2,099 / \$3,099

SPECIFICATIONS

Width	17 ^{5/8} in (448 mm)
Height	32 ^{1/16} - 34 ^{1/4} in (814 - 880 mm)
Depth	22 ^{7/16} in (570 mm)
Shipping Weight	107 lbs (48.5kg)
Annual Energy Usage	200 kWh
Decibel rating	42 dBA
ADA Compliant	Yes

FEATURES

- EcoPower Technology
- Controls: DirectSelect, hidden
- 3D MultiFlex Cutlery Tray
- BrilliantLight
- AutoOpen Drying
- SensorDry
- Basket Design: MaxiComfort
- No. of Standard Place Settings; 10
- Double Waterproof System
- Miele@home/AutoStart
- AutoSensor / Load Sensor
- Water Softener

PROGRAMS

- Normal
- QuickIntenseWash
- Pots & Pans
- SaniWash
- Rinse & Hold
- China & Crystal
- Economy
- Extra Quiet: 40 dBA
- Filters
- Clean Machine
- Energy Saver
- SensorWash

OPTIONS

- Express
- Extra Clean
- Extra Dry
- Intense Zone

OPTIONAL ACCESSORIES

OPTIONAL ACCESSORIES	MATERIAL	UMRP
GFVi 453/72-7 Fully Integrated Panel SlimLine, Clean Touch Steel™, 6" toekick, no handle	11526970	\$289 / \$339

*Handles sold separately.
See page 20 for full list of handle options.

Handle Options

GEN 7	MODEL	MATERIAL	TRIM / COLOR	HANDLE WIDTH
	DS 7000	11345890	PureLine Stainless steel ¹	15 ³ / ₄ in
	DS 7000	11345930	VitroLine Obsidian black ¹	15 ³ / ₄ in
	DS 7000	11345940	VitroLine Brilliant white ¹	15 ³ / ₄ in
	DS 7000	11345950	VitroLine Graphite grey ¹	15 ³ / ₄ in
	DS 7308	12047020	ContourLine Stainless steel standard handle	21 ¹ / ₈ in
	DS 7708	12047000	ContourLine Stainless steel swiveling handle	21 ¹ / ₈ in
	DS 7808	12047030	VitroLine Obsidian black	19 ¹¹ / ₁₆ in
	DS 7808	12047050	VitroLine Graphite grey	19 ¹¹ / ₁₆ in
	DS 7808	12047060	VitroLine Brilliant white	19 ¹¹ / ₁₆ in
	DS 7808	12046910	PureLine Stainless steel	19 ¹¹ / ₁₆ in
GEN 6	MODEL	MATERIAL	TRIM / COLOR	HANDLE WIDTH
	DS 6000	10490600	GEN6000 PureLine handle ²	22 ¹ / ₆ in
	DS 6000	9824160	GEN6000 ContourLine handle ²	22 ¹ / ₆ in

Fits Slimline VI Dishwashers¹
Dishwasher Replacement Handles²

	COOKING	VI DISHWASHER	SF DISHWASHER	VI COOLING	SF MASTERCOOL	UMRP
	X	X		X		\$149
	X	X		X		\$309
	X	X		X		\$309
	X	X		X		\$309
	X	X		X	X	\$169
	X	X		X	X	\$209
	X	X		X		\$349
	X	X		X		\$349
	X	X		X		\$349
	X	X		X		\$169
	COOKING	VI DISHWASHER	SF DISHWASHER	VI COOLING	SF MASTERCOOL	UMRP
			x (G 5000 SF)			\$169
			x (G 7000 SF)			\$169


Product Highlights

Professional for the Home Dishwashers

*See specific models for details

ProfiLine

With their impressively short cycle times, ProfiLine Dishwashers are 2.5x faster than domestic dishwashers with only a 24-minute cycle time.

FEATURE	DESCRIPTION
Exemplary Hygiene	Special 'SaniWash' program achieve temperatures of 180°F 82°C. Final rinse temperatures for selected programs can also be increased for even greater hygiene.
12,500 Program Cycles	ProfiLine dishwashers are tested under laboratory conditions to ensure that they last 12,500 typical cycles and are designed for up to 5 cycles per day.
Intuitive Operation	All programs use intuitive sensor controls. Self-explanatory symbols and key content in plain text speed up program selection and avoid operating errors.
Versatile Baskets	For simple loading and a large volume of dishware ProfiLine represents the perfect stepping stone into the world of commercial dish care.
Golden Virus Seal 	All Miele dishwashers remove more than 99.9% of all viruses.*

MasterLine

Intelligent dishwashing technology and a powerful heater pump ensure optimum program durations and cleaning results.

FEATURE	DESCRIPTION
Plastic Baskets on two levels	Plastic baskets can be used on two levels in dishwasher models PFD 401, PFD 404 and PFD 408. Three spray arms allow perfect cleaning results to be achieved on both washing levels.
Connection for Dispenser Module	To simplify the use of liquid detergents and rinse aid, up to 2 liquid dispensing modules can be optionally connected, in the PFD 401, PFD 404 and PFD 408 dishwashers.
Perfect GlassCare	Miele Professional dishwashers use Perfect GlassCare in the glasses program. This technology adjusts the water hardness precisely so that all the glasses are thoroughly but gently cleaned.
NSF/ANSI 3 Certified for Sanitization	For facilities that require a NSF/ANSI 3 certified dishwasher, the PFD 408 features a final rinse temperature of 185°F with a 1 minute holding time.

Golden Virus Seal

*According to the InFluenc_H - Institute for Integrative Hygiene and Virology, cleaning with ProfiLine dishwashers using Miele's ProCare Shine 12 GC cleaning agents removes enveloped and non-enveloped viruses (e.g. coronavirus, influenza, or noroviruses) in the Pots & Pans and Sanitize programs, as well as enveloped viruses (excluding Hepatitis B) in the QuickIntenseWash and Universal programs, even if load items are difficult to reprocess.

24" Dishwasher - Pre-Finished



MODEL	HANDLE TYPE	MATERIAL	MAP/RETAIL
PFD 101U Clean Touch Steel™	Integrated Handle	11605420	\$3,530 / \$3,630

SPECIFICATIONS

Width	23 ^{9/16} in (598 mm)
Height	31 ^{11/16} - 34 ^{1/4} in (805 - 870 mm)
Depth	22 ^{7/16} in (570 mm)
Shipping Weight	113 lbs (51 kg)
Decibel Rating	48 dBA
ADA Compliant	Yes
Electrical Configuration	AC 120V 60 Hz, 15A
Plug	NEMA 5-15P

FEATURES

- Ideal for Offices, Showrooms, Active Kitchens and Private Homes
- Original Cutlery Basket
- ExtraComfort Basket Design
- No of Standard Place Settings: 13
- Up to 5 Wash Cycles per Day
- AutoOpen Assisted Drying
- Integrated Water Softener
- WiFiConn@ct
- Tested for 12,500 Program Cycles
- Final Rinse Temperature Up to 180°F (82°C) with a Holding Time of 15 Seconds
- Shortest Cycle with Hot Water Connection: 52 min.

PROGRAMS

- QuickIntenseWash
- Universal
- Pots & Pans
- Plastic
- China & Crystal
- SaniWash
- Rinse & Hold
- ECO

24" Dishwasher - Integrated



MODEL	HANDLE TYPE	MATERIAL	MAP/RETAIL
PFD 102i Custom Panel	Integrated Handle	11605430	\$4,345 / \$4,445

SPECIFICATIONS

Width	23 ^{9/16} in (598 mm)
Height	31 ^{11/16} - 34 ^{1/4} in (805 - 870 mm)
Depth	22 ^{7/16} in (570 mm)
Shipping Weight	109 lbs (49 kg)
Decibel Rating	48 dBA
ADA Compliant	Yes
Electrical Configuration	AC 120V 60 Hz, 15A
Plug	NEMA 5-15P

FEATURES

- Ideal for Offices, Showrooms, Active Kitchens and Private Homes
- Original Cutlery Basket
- ExtraComfort Basket Design
- No of Standard Place Settings: 13
- Up to 5 Wash Cycles per Day
- AutoOpen Assisted Drying
- Integrated Water Softener
- WiFiConn@ct
- BrilliantLight Interior Lighting
- Tested for 12,500 Program Cycles
- Final Rinse Temperature Up to 180°F (82°C) with a Holding Time of 15 Seconds
- Shortest Cycle with Hot Water Connection: 52 min.

PROGRAMS

- QuickIntenseWash
- Universal
- Pots & Pans
- Plastic
- China & Crystal
- SaniWash
- Rinse & Hold
- ECO

OPTIONAL ACCESSORIES

	MATERIAL	MAP/RETAIL
GFV 60/60-7 Integrated Panel Full Size Clean Touch Steel™, 6" toekick, no handle	10986720	\$289 / \$339
GFV 60/65-7 Integrated Panel Full Size, Clean Touch Steel™, 4" toekick, no handle	10986730	\$289 / \$339

24" Dishwasher - Integrated



MODEL	HANDLE TYPE	MATERIAL	MAP/RETAIL
PFD 102i Custom Panel	Integrated Handle	11605500	\$4,345 / \$4,445

SPECIFICATIONS

Width	23 ^{9/16} in (598 mm)
Height	31 ^{11/16} - 34 ^{1/4} in (805 - 870 mm)
Depth	22 ^{7/16} in (570 mm)
Shipping Weight	109 lbs (49 kg)
Decibel Rating	48 dBA
ADA Compliant	Yes
Electrical Configuration	2N AC 120/208-240V, 60 Hz, 2x30A
Plug	NEMA 14-30P

FEATURES

- Ideal for Offices, Showrooms, Active Kitchens and Private Homes
- Original Cutlery Basket
- ExtraComfort Basket Design
- No of Standard Place Settings: 13
- Up to 5 Wash Cycles per Day
- AutoOpen Assisted Drying
- Integrated Water Softener
- WiFiConn@ct
- BrilliantLight Interior Lighting
- Tested for 12,500 Program Cycles
- Final Rinse Temperature Up to 180°F (82°C) with a Holding Time of 15 Seconds
- Shortest Cycle with Hot Water Connection: 24 min.

PROGRAMS

- QuickIntenseWash
- Universal
- Pots & Pans
- Plastic
- China & Crystal
- SaniWash
- Rinse & Hold
- ECO

OPTIONAL ACCESSORIES

	MATERIAL	MAP/RETAIL
GFV 60/60-7 Integrated Panel Full Size Clean Touch Steel™, 6" toekick, no handle	10986720	\$289 / \$339
GFV 60/65-7 Integrated Panel Full Size, Clean Touch Steel™, 4" toekick, no handle	10986730	\$289 / \$339

24" Dishwasher - Fully Integrated



MODEL	HANDLE TYPE	MATERIAL	MAP/RETAIL
PFD 104 SCVi Custom Panel	No Handle	11605450	\$5,050 / \$5,150

SPECIFICATIONS

Width	23 ^{9/16} in (598 mm)
Height	33 ^{1/4} - 35 ^{13/16} in (845 - 910 mm)
Depth	22 ^{7/16} in (570 mm)
Shipping Weight	128 lbs (58 kg)
Decibel Rating	45 dBA
ADA Compliant	No
Electrical Configuration	AC 120V 60 Hz, 15A
Plug	NEMA 5-15P

FEATURES

- Ideal for Offices, Showrooms, Active Kitchens and Private Homes
- 3D MultiFlex Cutlery Tray
- MaxiComfort Basket Design with 3D MultiFlex Drawer
- No of Standard Place Settings: 16
- Up to 5 Wash Cycles per Day
- AutoOpen Assisted Drying
- Integrated Water Softener
- WiFiConn@ct
- BrilliantLight Interior Lighting
- Knock2open
- AutoOpen and AutoClose
- Tested for 12,500 Program Cycles
- Final Rinse Temperature Up to 180°F (82°C) with a Holding Time of 15 Seconds
- Shortest Cycle with Hot Water Connection: 52 min.

PROGRAMS

- QuickIntenseWash
- Universal
- Pots & Pans
- Plastic
- China & Crystal
- SaniWash
- Rinse & Hold
- ECO

OPTIONAL ACCESSORIES

	MATERIAL	MAP/RETAIL
GFVi 701/72 Fully Integrated Panel Full Size, Clean Touch Steel™, 6" toekick, no handle	10986740	\$349 / \$399
GFVi 701/77 Fully Integrated Panel Full Size, Clean Touch Steel™, 4" toekick, no handle	10986750	\$349 / \$399
GFVi 710/77 Fully Integrated Panel Full Size, Clean Touch Steel™, 4" toekick, PureLine handle	12074350	\$449 / \$499
GFVi 711/72 Fully Integrated Panel Full Size, Clean Touch Steel™, 6" toekick, ContourLine handle	12074400	\$449 / \$499
GFVi 711/77 Fully Integrated Panel Full Size, Clean Touch Steel™, 4" toekick, ContourLine handle	12074450	\$449 / \$499
GFVi 712/77 Fully Integrated Panel Full Size, Clean Touch Steel™, 4" toekick, Range Panel	12074470	\$449 / \$499
GFVi 709/77 Fully Integrated Panel Full Size, Clean Touch Steel™, 4" toekick, Pocket handle	11750840	\$449 / 449

24" Dishwasher - Fully Integrated



MODEL	HANDLE TYPE	MATERIAL	MAP/RETAIL
PFD 104 SCVi Custom Panel	No Handle	11605520	\$5,050 / \$5,150

SPECIFICATIONS

Width	23 ^{9/16} in (598 mm)
Height	33 ^{1/4} - 35 ^{13/16} in (845 - 910 mm)
Depth	22 ^{7/16} in (570 mm)
Shipping Weight	128 lbs (58 kg)
Decibel Rating	45 dBA
ADA Compliant	No
Electrical Configuration	2N AC 120/208-240V, 60 Hz, 2x30A
Plug	NEMA 14-30P

FEATURES

- Ideal for Offices, Showrooms, Active Kitchens and Private Homes
- 3D MultiFlex Cutlery Tray
- MaxiComfort Basket Design with 3D MultiFlex Drawer
- No of Standard Place Settings: 16
- Up to 5 Wash Cycles per Day
- AutoOpen Assisted Drying
- Integrated Water Softener
- WiFiConn@ct
- BrilliantLight Interior Lighting
- Knock2open
- AutoOpen and AutoClose
- Tested for 12,500 Program Cycles
- Final Rinse Temperature Up to 180°F (82°C) with a Holding Time of 15 Seconds
- Shortest Cycle with Hot Water Connection: 24 min.

PROGRAMS

- QuickIntenseWash
- Universal
- Pots & Pans
- Plastic
- China & Crystal
- SaniWash
- Rinse & Hold
- ECO

OPTIONAL ACCESSORIES

	MATERIAL	MAP/RETAIL
GFVi 701/72 Fully Integrated Panel Full Size, Clean Touch Steel™, 6" toekick, no handle	10986740	\$349 / \$399
GFVi 701/77 Fully Integrated Panel Full Size, Clean Touch Steel™, 4" toekick, no handle	10986750	\$349 / \$399
GFVi 710/77 Fully Integrated Panel Full Size, Clean Touch Steel™, 4" toekick, PureLine handle	12074350	\$449 / \$499
GFVi 711/72 Fully Integrated Panel Full Size, Clean Touch Steel™, 6" toekick, ContourLine handle	12074400	\$449 / \$499
GFVi 711/77 Fully Integrated Panel Full Size, Clean Touch Steel™, 4" toekick, ContourLine handle	12074450	\$449 / \$499
GFVi 712/77 Fully Integrated Panel Full Size, Clean Touch Steel™, 4" toekick, Range Panel	12074470	\$449 / \$499
GFVi 709/77 Fully Integrated Panel Full Size, Clean Touch Steel™, 4" toekick, Pocket handle	11750840	\$449 / \$499

24" Dishwasher - Pre-Finished



MODEL	HANDLE TYPE	MATERIAL	MAP/RETAIL
PFD 401 Stainless Steel	Integrated Handle	12066560	\$5,999 / \$6,199

SPECIFICATIONS

Width	23 ^{9/16} in (598 mm)
Height	32 ^{1/4} in (820 mm)
Depth	22 ^{13/16} in (580 mm)
Shipping Weight	164.5 lbs (74.5 kg)
Decibel Rating	59 dBA
ADA Compliant	Yes
Electrical Configuration	2AC 208V, 60 Hz, 2x30A
Plug	NEMA L6-30

FEATURES

- Suitable for Offices, Active Kitchens, Private Homes, Restaurants, Bars etc.
- Large Variety of Baskets and Inserts, Including Commercial Plastic Baskets
- Integrated Water Softener
- Large Capacity and Multi-Level Cleaning for High Throughput
- Connection for Dispenser Modules
- Tested for Up to 40 Cycles per Day
- Tested for at Least 28,000 Operating Hours (10 years)
- Final Rinse Temperature Up to 158°F (70°C) with a Holding Time of 10 Min
- Shortest Cycle Time: 6 min.

PROGRAMS

- Rapid
- Normal
- Normal plus
- Intensive
- SaniWash
- China & Crystal
- Glasses
- Utensils
- Plastic
- Economy
- Reactivation
- Rinse & Hold
- Drain

INCLUDED ACCESSORIES

	MATERIAL	MAP
1 x APFD 215 Upper Basket for Cups (Height Adjustable)	12106020	\$210
1 x APFD 220 Lower Basket for Inserts	12107590	\$140
1 x APFD 415 Insert for Dessert Plates	12106030	\$55
2 x E 816 Inserts for Plates	9549190	\$55
2 x APFD 420 Inserts for Cutlery	12118550	\$50

*Optional Accessories: See Pages 34-35

24" Dishwasher - Pre-Finished



MODEL	HANDLE TYPE	MATERIAL	MAP/RETAIL
PFD 401 Stainless Steel	Integrated Handle	12066590	\$5,999 / \$6,199

SPECIFICATIONS

Width	23 ^{9/16} in (598 mm)
Height	32 ^{1/4} in (820 mm)
Depth	22 ^{13/16} in (580 mm)
Shipping Weight	164.5 lbs (74.5 kg)
Decibel Rating	59 dBA
ADA Compliant	Yes
Electrical Configuration	2AC 240V, 60 Hz, 2x30A
Plug	NEMA L6-30

FEATURES

- Suitable for Offices, Active Kitchens, Private Homes, Restaurants, Bars etc.
- Large Variety of Baskets and Inserts, Including Commercial Plastic Baskets
- Integrated Water Softener
- Large Capacity and Multi-Level Cleaning for High Throughput
- Connection for Dispenser Modules
- Tested for Up to 40 Cycles per Day
- Tested for at Least 28,000 Operating Hours (10 years)
- Final Rinse Temperature Up to 158°F (70°C) with a Holding Time of 10 Min
- Shortest Cycle Time: 6 min.

PROGRAMS

- Rapid
- Normal
- Normal plus
- Intensive
- SaniWash
- China & Crystal
- Glasses
- Utensils
- Plastic
- Economy
- Reactivation
- Rinse & Hold
- Drain

INCLUDED ACCESSORIES	MATERIAL	MAP
1 x APFD 215 Upper Basket for Cups (Height Adjustable)	12106020	\$210
1 x APFD 220 Lower Basket for Inserts	12107590	\$140
1 x APFD 415 Insert for Dessert Plates	12106030	\$55
2 x E 816 Inserts for Plates	9549190	\$55
2 x APFD 420 Inserts for Cutlery	12118550	\$50

*Optional Accessories: See Pages 34-35

24" Dishwasher - Pre-Finished



MODEL	HANDLE TYPE	MATERIAL	MAP/RETAIL
PFD 404 Stainless Steel	Integrated Handle	12066570	\$6,399 / \$6,599

SPECIFICATIONS

Width	23 ^{9/16} in (598 mm)
Height	32 ^{1/4} in (820 mm)
Depth	22 ^{13/16} in (580 mm)
Shipping Weight	164.5 lbs (74.5 kg)
Decibel Rating	59 dBA
ADA Compliant	Yes
Electrical Configuration	2AC 208V, 60 Hz, 2x30A
Plug	NEMA L6-30

FEATURES

- Suitable for Offices, Active Kitchens, Private Homes, Restaurants, Bars etc.
- Large Variety of Baskets and Inserts, Including Commercial Plastic Baskets
- Integrated Water Softener
- Large Capacity and Multi-Level Cleaning for High Throughput
- Connection for Dispenser Modules
- Tested for Up to 40 Cycles per Day
- Tested for at Least 28,000 Operating Hours (10 years)
- Final Rinse Temperature Up to 185°F (85°C) with a Holding Time of 4 Min
- Shortest Cycle Time: 6 min.

PROGRAMS

- Rapid
- Normal
- Normal plus
- Intensive
- SaniWash
- China & Crystal
- Glasses
- Utensils
- Plastic
- Economy
- SaniWash Plus

INCLUDED ACCESSORIES

INCLUDED ACCESSORIES	MATERIAL	MAP
1 x APFD 215 Upper Basket for Cups (Height Adjustable)	12106020	\$210
1 x APFD 220 Lower Basket for Inserts	12107590	\$140
1 x APFD 415 Insert for Dessert Plates	12106030	\$55
2 x E 816 Inserts for Plates	9549190	\$55
2 x APFD 420 Inserts for Cutlery	12118550	\$50

*Optional Accessories: See Pages 34-35

24" Dishwasher - Pre-Finished



MODEL	HANDLE TYPE	MATERIAL	MAP/RETAIL
PFD 404 Stainless Steel	Integrated Handle	12066600	\$6,399 / \$6,599

SPECIFICATIONS

Width	23 ^{9/16} in (598 mm)
Height	32 ^{1/4} in (820 mm)
Depth	22 ^{13/16} in (580 mm)
Shipping Weight	164.5 lbs (74.5 kg)
Decibel Rating	59 dBA
ADA Compliant	Yes
Electrical Configuration	2AC 240V, 60 Hz, 2x30A
Plug	NEMA L6-30

FEATURES

- Suitable for Offices, Active Kitchens, Private Homes, Restaurants, Bars etc.
- Large Variety of Baskets and Inserts, Including Commercial Plastic Baskets
- Integrated Water Softener
- Large Capacity and Multi-Level Cleaning for High Throughput
- Connection for Dispenser Modules
- Tested for Up to 40 Cycles per Day
- Tested for at Least 28,000 Operating Hours (10 years)
- Final Rinse Temperature Up to 185°F (85°C) with a Holding Time of 4 Min
- Shortest Cycle Time: 6 min.

PROGRAMS

- Rapid
- Normal
- Normal plus
- Intensive
- SaniWash
- China & Crystal
- Glasses
- Utensils
- Plastic
- Economy
- SaniWash Plus

INCLUDED ACCESSORIES	MATERIAL	MAP
1 x APFD 215 Upper Basket for Cups (Height Adjustable)	12106020	\$210
1 x APFD 220 Lower Basket for Inserts	12107590	\$140
1 x APFD 415 Insert for Dessert Plates	12106030	\$55
2 x E 816 Inserts for Plates	9549190	\$55
2 x APFD 420 Inserts for Cutlery	12118550	\$50

*Optional Accessories: See Pages 34-35

24" Dishwasher - Pre-Finished



MODEL	HANDLE TYPE	MATERIAL	MAP/RETAIL
PFD 408 Stainless Steel	Integrated Handle	12066580	\$6,999 / \$7,199

SPECIFICATIONS

Width	23 ^{9/16} in (598 mm)
Height	32 ^{1/4} in (820 mm)
Depth	23 ^{7/16} in (595 mm)
Shipping Weight	187 lbs (84.5 kg)
Decibel Rating	57 dBA
ADA Compliant	Yes
NSF/ANSI 3	Yes
Electrical Configuration*	3AC 208V, 60 Hz, 3x20A
Plug	NEMA L15-20

FEATURES

- Suitable for Customers That Require a NSF 3 Classified Dishwasher like Pre-Schools, Assisted Living, Medical Offices etc.
- Large Variety of Baskets and Inserts, Including Commercial Plastic Baskets
- Up to 40 Wash Cycles per Day
- Integrated Water Softener
- Large Capacity and Multi-Level Cleaning
- Connection for Dispenser Modules
- Tested for at least 28,000 operating hours (10 years)
- Final Rinse Temperature Up to 185°F (85°C) with a Holding Time of 1 min
- Shortest Cycle Time: 15 min.

PROGRAMS

- Normal
- Normal Plus
- Intensive
- Reactivation
- Rinse & Hold
- Drain

INCLUDED ACCESSORIES

INCLUDED ACCESSORIES	MATERIAL	MAP
1 x APFD 215 Upper Basket for Cups (Height Adjustable)	12106020	\$210
1 x APFD 220 Lower Basket for Inserts	12107590	\$140
1 x APFD 415 Insert for Dessert Plates	12106030	\$55
2 x E 816 Inserts for Plates	9549190	\$55
2 x APFD 420 Inserts for Cutlery	12118550	\$50

*Optional Accessories: See Pages 34-35

24" Dishwasher - Pre-Finished



MODEL	HANDLE TYPE	MATERIAL	MAP/RETAIL
PFD 408 Stainless Steel	Integrated Handle	12066610	\$6,999 / \$7,199

SPECIFICATIONS

Width	23 ^{9/16} in (598 mm)
Height	32 ^{1/4} in (820 mm)
Depth	23 ^{7/16} in (595 mm)
Shipping Weight	187 lbs (84.5 kg)
Decibel Rating	57 dBA
ADA Compliant	Yes
NSF/ANSI 3	Yes
Electrical Configuration*	3AC 240V, 60 Hz, 3x20A
Plug	NEMA L15-20

FEATURES

- Suitable for Customers That Require a NSF 3 Classified Dishwasher like Pre-Schools, Assisted Living, Medical Offices etc.
- Large Variety of Baskets and Inserts, Including Commercial Plastic Baskets
- Up to 40 Wash Cycles per Day
- Integrated Water Softener
- Large Capacity and Multi-Level Cleaning
- Connection for Dispenser Modules
- Tested for at least 28,000 operating hours (10 years)
- Final Rinse Temperature Up to 185°F (85°C) with a Holding Time of 1 min
- Shortest Cycle Time: 15 min.

PROGRAMS

- Normal
- Normal Plus
- Intensive
- Reactivation
- Rinse & Hold
- Drain

INCLUDED ACCESSORIES

INCLUDED ACCESSORIES	MATERIAL	MAP
1 x APFD 215 Upper Basket for Cups (Height Adjustable)	12106020	\$210
1 x APFD 220 Lower Basket for Inserts	12107590	\$140
1 x APFD 415 Insert for Dessert Plates	12106030	\$55
2 x E 816 Inserts for Plates	9549190	\$55
2 x APFD 420 Inserts for Cutlery	12118550	\$50

*Optional Accessories: See Pages 34-35

*Option to convert unit to 2 AC 208V, 60 Hz, 2x30A with NEMA L6-30 plug. Conversion must take place before delivery. A special order must be placed to prosales@mieleusa.com (MATERIAL 94001810 / UMRP \$311).

*Special order product: Contact prosales@mieleusa.com

Optional Accessories (Models PFD 401, PFD 404 and PFD 408)

BASKETS AND INSERTS	MATERIAL	MAP
APFD 215 Upper Basket	12106020	\$210
O 892 Upper Basket For Glasses	9548990	\$245
APFD 214 Upper Basket	12107560	\$305
O 885 Upper Basket Carrier	9548960	\$370
O 898 Upper Basket	10114490	\$545
APFD 220 Lower Basket	12107590	\$140
U 881 Lower Basket	4906620	\$245
U 876 Lower Basket Carrier	9549160	\$370
APFD 210 Bottle Basket	11717360	\$760
APFD 211 Adapter to Bottle Basket	11717390	\$115
APFD 212 Adapter to Bottle Basket	11717430	\$115
E 816 Insert for plates	9549190	\$55
E 810 Insert for small bowls and plates	9549010	\$55
APFD 415 Insert for small bowls and plates	12106030	\$55
E 809 Insert for lower basket	5018650	\$105
E9 Insert for Large Individual Items	3808260	\$75
APFD 417 Insert for beakers	12293790	\$170
E 165 Cutlery Holder	3808830	\$25
APFD 420 Cutlery basket	12118550	\$50
E 437 Cutlery holder	4326640	\$435
E 884 Insert for Baking Sheets, Platters	5018680	\$75
APFD 401 Insert For Medication Cups	10869810	\$170
APFD 402 Insert For Medication Cup Lids	10869850	\$25
APFD 419 Rail for cup lids	12298740	\$75
E 167 Cutlery Holder	9508730	\$55
E 205 Insert for glasses	3808980	\$80
E 815 Glassware Insert	5018670	\$150
E 812 Glassware Insert	9742240	\$150
E 166 Perforated Plate	3808850	\$105
E 10 Perforated Plate	9627360	\$115
APFD 416 Perforated Plate	12174880	\$170
U 502 Plate Basket	9508610	\$170
U 503 Cutlery Basket	9508660	\$170
U 504 Cutlery Basket	9508670	\$220
U 505 Multi-Purpose Basket	9508680	\$220
U 506 Plate Basket	9508640	\$210
U 507 Bistro Basket	9508700	\$210

BASKETS AND INSERTS	MATERIAL	MAP
APFD 222 Basket	12294760	\$150
APFD 418 Insert	12476350	\$150
U 525/1 Basket	10094780	\$220
U 508 Basket for cups	9508650	\$190
U 520 Glassware Basket	9581370	\$130
U 524/1 Glassware Basket	10094770	\$220
U 534 16 Glasses, Shallow Top Frame	6997120	\$220
U 535 25 Glasses, Shallow Top Frame	6984150	\$220
U 536 36 Glasses, Shallow Top Frame	6984090	\$220
U 537 42 Glasses, Shallow Top Frame	6984200	\$220
U 544 16 Glasses, Deep Top Frame	6984190	\$220
U 545 25 Glasses, Deep Top Frame	6984170	\$220
U 546 36 Glasses, Deep Top Frame	6984130	\$220
U 547 42 Glasses, Deep Top Frame	6984210	\$220
U 634-S 16 Glasses, With Sloping Bases	10322510	\$285
U 635-S 20 Glasses, With Sloping Bases	10322530	\$285
U 644-S 16 Tall Glasses with sloping bases	10322500	\$285
U 645-S 20 Tall Glasses with sloping bases	10322520	\$285

Optional Accessories (Models PFD 401, PFD 404 and PFD 408)

INSTALLATION	MATERIAL	MAP
ABL 50 Spacer Trim, Stainless Steel	9378030	\$70
ABL 110 Spacer Trim, Stainless Steel	10271160	\$140
Stand 2 Toe-Kick, Stainless Steel	9456060	\$80
APFD 001 Toe-kick, Stainless Steel, Height Adjustable.	12084170	\$150
DEF-80 Lid In Stainless Steel	9715550	\$220
BKS-80 Mounting Kit To Fix A Support Facing At The End Of A Kitchen Island	9715630	\$70
ADB Cover Plate For Built-In Dishwasher	9715590	\$75
BBF-80 Floor Anchoring	9715690	\$65
APFD 007 Extended Machine Feet	12298200	\$70
Conversion Fee: To convert PG8061 from 3AC to 2AC (3AC requires 20A, 2AC requires 30A)	94001810	\$311



PLINTHS AND BASES	MATERIAL	MAP
UO 30-60/80 Open Base, 11 ^{13/16} in (30cm)	9688890	\$725
UO 52-60/80 Open Base, 20 ^{1/2} in (52cm)	9688900	\$910
UG 30-60/80 Box Base, 11 ^{13/16} in (30cm)	9688910	\$725
UG 52-60/80 Box Base 20 ^{1/2} in (52cm)	9688920	\$910
UG 70-60/80 Box Plinth With Door, 27 ^{9/16} in (30cm)	10031420	\$2,165

DISPENSING	MATERIAL	MAP
DOS G Comfort Dispenser Module	12187400	\$510
DTD 1 Drip Tray	10695460	\$45

Product Highlights

Washing Machines

*See specific models for details

FEATURE	DESCRIPTION
Honeycomb Drum	The Honeycomb drum has a special sculptured surface which allows fabrics to glide on a thin cushion of water.
TwinDos	Liquid detergent automatic dispensing system for achieving the best wash results. Save up to 30% detergent compared to manual dispensing.
IntenseWash	IntenseWash offers the highest level of cleaning, with Spin&Spray technology using less water and heating energy.
QuickIntenseWash	Utilizing the IntenseWash technology, the QuickIntenseWash program provides excellent cleanliness in just 49 minutes.
SingleWash	An efficient solution for washing single garments quickly, while saving water and energy.
CapDosing	Dispense special detergent for different types of fabric by placing a portioned capsule into the fabric softener compartment.
Certified Hygiene Seal 	All Miele W1 Washing Machines remove more than 99.99% of specific bacteria.*
Golden Virus Seal 	WXI 860 WCS and WXR 860 WCS Miele Washing Machines remove more than 99.9% of all viruses.*

Dryers

FEATURE	DESCRIPTION
Honeycomb Drum	Fewer creases and easier ironing, the honeycomb structure allows laundry to be dried gently and evenly.
Heat-Pump Technology	Saving up to 60% in energy consumption, the heat generated is reused and low temperatures protect the high-quality fibers in the most delicate fabrics.
FragranceDos and FragranceDos ²	Miele fragrance flacons add your favorite scent to your laundry during the drying process. With FragranceDos ² , you can insert two flacons into the machine at once to switch between your two favorite fragrances.
SteamFinish	A great alternative to ironing, steam and smooth your laundry during the drying process.
PerfectDry	PerfectDry takes the mineral content of your water into account and modifies the drying process accordingly.

Certified Hygiene Seal

*Proven by Rhine-Waal University of Applied Sciences, all Miele W1 Washing Machines remove more than 99.99% of specific bacteria when using the Sanitize Program.

Golden Virus Seal

*Select Miele Washing Machines remove more than 99.9% of all viruses. Applies to W1 Washing Machines with TwinDos and IntenseWash, in combination with the Sanitize Program and AllergyWash option.

W1 Washing Machines



MODEL	MATERIAL	UMRP/RETAIL
WXD 160 WCS	11614070	\$1,499 / \$1,699

SPECIFICATIONS

Overall Width	23 1/2" in (596 mm)
Overall Height	33 1/2" in (850 mm)
Overall Depth	25 5/16" in (643 mm)
Shipping weight	221 lbs (100 kg)
Capacity	17.6 lbs. / 2.26 cu. ft.
Electrical Connection	120V, 15A

FEATURES

- HoneyComb drum
- 11 Wash Programs including SoftSteam option
- DirectSensor user interface
- WiFiConn@ct and Mobile Control
- CapDos
- Add Laundry Feature
- 1600 rpm max spin speed

WASH PROGRAMS

- Darks/Denims
- Express
- Handwash
- Delicates
- Proofing
- Dress Shirts
- Outdoor
- Drain/spin
- Normal
- Extra White
- Sanitize

WASH OPTIONS

- SoftSteam
- Buzzer

MATCHING DRYERS	MATERIAL
TXD 160 WP	11619650

ACCESSORIES	MATERIAL	UMRP/RETAIL
WTV 500 (Stacking Kit)	9612041	\$43.28 / \$43.28
WTV 502 (Stacking Kit)	9256140	\$104 / \$104
WTV 512 (Stacking Kit w/ Drawer 4 5/8" H)	9351790	\$259 / \$259
WTS 510 (Pedestal 13 7/8" H)	9322300	\$579 / \$579
Adaptor NEMA 14-30	10983750	\$60 / \$60

W1 Washing Machines



MODEL	MATERIAL	UMRP/RETAIL
WWD 160 WCS	11614040	\$1,499 / \$1,699

SPECIFICATIONS

Overall Width	23 ^{1/2} " in (596 mm)
Overall Height	33 ^{1/2} " in (850 mm)
Overall Depth	25 ^{5/16} " in (643 mm)
Shipping weight	221 lbs (100 kg)
Capacity	17.6 lbs. / 2.26 cu. ft.
Electrical Connection	120V, 15A

FEATURES

- HoneyComb drum
- 11 Wash Programs including SoftSteam option
- DirectSensor user interface
- WiFiConn@ct and Mobile Control
- CapDos
- Add Laundry Feature
- 1600 rpm max spin speed

WASH PROGRAMS

- Darks/Denims
- Express
- Handwash
- Delicates
- Proofing
- Dress Shirts
- Outdoor
- Drain/spin
- Normal
- Extra White
- Sanitize

WASH OPTIONS

- SoftSteam
- Buzzer

MATCHING DRYERS	MATERIAL
TWD 360 WP	11619730

ACCESSORIES	MATERIAL	UMRP/RETAIL
WTV 500 (Stacking Kit)	9612041	\$43.28 / \$43.28
WTV 502 (Stacking Kit)	9256140	\$104 / \$104
WTV 512 (Stacking Kit w/ Drawer 4 ^{5/8} " H)	9351790	\$259 / \$259
WTS 510 (Pedestal 13 ^{7/8} " H)	9322300	\$579 / \$579
Adaptor NEMA 14-30	10983750	\$60 / \$60

W1 Washing Machines



MODEL	MATERIAL	UMRP/RETAIL
WWD 660 WCS	11614100	\$1,699 / \$1,899

SPECIFICATIONS

Overall Width	23 1/2" in (596 mm)
Overall Height	33 1/2" in (850 mm)
Overall Depth	25 5/16" in (643 mm)
Shipping Weight	221 lbs (100 kg)
Capacity	17.6 lbs. / 2.26 cu. ft.
Electrical Connection	120V, 15A

FEATURES

- HoneyComb drum
- TwinDos automatic detergent dispensing
- 11 Wash Programs including SoftSteam option
- DirectSensor user interface
- WiFiConn@ct and mobile control
- CapDos
- Add Laundry feature
- 1600 rpm max spin speed

WASH PROGRAMS

- Darks/Denims
- Express
- Handwash
- Delicates
- Proofing
- Dress Shirts
- Outdoor
- Drain/spin
- Normal
- Extra White
- Sanitize

WASH OPTIONS

- SoftSteam
- Buzzer
- Soak
- Pre-rinse
- AllergyWash
- SingleWash

MATCHING DRYERS	MATERIAL
TWD 360 WP	11619730

ACCESSORIES	MATERIAL	UMRP/RETAIL
WTV 500 (Stacking Kit)	9612041	\$43.28 / \$43.28
WTV 502 (Stacking Kit)	9256140	\$104 / \$104
WTV 512 (Stacking Kit w/ Drawer 4 ^{5/8} " H)	9351790	\$259 / \$259
WTS 510 (Pedestal 13 ^{7/8} " H)	9322300	\$579 / \$579
Adaptor NEMA 14-30	10983750	\$60 / \$60

W1 Washing Machines



MODEL	MATERIAL	UMRP/RETAIL
WXF 660 WCS	11614130	\$1,799 / \$1,999

SPECIFICATIONS	
Overall Width	23 1/2" in (596 mm)
Overall Height	33 1/2" in (850 mm)
Overall Depth	25 5/16" in (643 mm)
Shipping Weight	221 lbs (100 kg)
Capacity	17.6 lbs. / 2.26 cu. ft.
Electrical Connection	120V, 15A

FEATURES	
- HoneyComb drum	- DirectSensor user interface
- TwinDos automatic detergent dispensing	- WiFiConn@ct and mobile control
- 20 Wash Programs including SoftSteam option	- CapDos
	- Add Laundry feature
	- 1600 rpm max spin speed

WASH PROGRAMS		
- Darks/Denims	- Dress Shirts	- Table Linens/Drapes
- Express	- Outdoor	- Normal
- Handwash	- Wrinkle-free	- Extra White
- Delicates	- Silks	- Sanitize
- Proofing	- Towels	- Downs
- Pillows	- Sportswear	
- Baby clothes	- Woolens	
- Quick rinse		

WASH OPTIONS	
- SoftSteam	- Pre-rinse
- Buzzer	- AllergyWash
- Soak	- SingleWash

MATCHING DRYERS	MATERIAL
TXI 680 WP	11619850

ACCESSORIES	MATERIAL	UMRP/RETAIL
WTV 500 (Stacking Kit)	9612041	\$43.28 / \$43.28
WTV 502 (Stacking Kit)	9256140	\$104 / \$104
WTV 512 (Stacking Kit w/ Drawer 4 ^{5/8} " H)	9351790	\$259 / \$259
WTS 510 (Pedestal 13 ^{7/8} " H)	9322300	\$579 / \$579
Adaptor NEMA 14-30	10983750	\$60 / \$60

W1 Washing Machines



MODEL	MATERIAL	UMRP/RETAIL
WXI 860 WCS	11614140	\$2,099 / \$2,299

SPECIFICATIONS

Overall Width	23 ^{1/2} " in (596 mm)
Overall Height	33 ^{1/2} " in (850 mm)
Overall Depth	25 ^{5/16} " in (643 mm)
Shipping weight	221 lbs (100 kg)
Capacity	17.6 lbs. / 2.26 cu. ft.
Electrical Connection	120V, 15A

FEATURES

- HoneyComb drum
- TwinDos automatic detergent dispensing
- 21 Wash Programs including SoftSteam option
- QuickIntenseWash and Single-Wash option
- WiFiConn@ct and Mobile Control
- CapDos
- 1600 rpm max spin speed

WASH PROGRAMS

- Darks/Denims
- Express
- Handwash
- Delicates
- Proofing
- Pillows
- Baby clothes
- Quick rinse
- Dress Shirts
- Outdoor
- Wrinkle-free
- QuickIntense-Wash
- Silks
- Towels
- Sportswear
- Woolens
- Table Linens/Drapes
- Normal
- Extra White
- Sanitize
- Downs


WASH OPTIONS

- SoftSteam
- Buzzer
- Soak
- Pre-rinse
- AllergyWash
- SingleWash

MATCHING DRYERS	MATERIAL
TXI 680 WP	11619850

ACCESSORIES	MATERIAL	UMRP/RETAIL
WTV 500 (Stacking Kit)	9612041	\$43.28 / \$43.28
WTV 502 (Stacking Kit)	9256140	\$104 / \$104
WTV 512 (Stacking Kit w/ Drawer 4 ^{5/8} " H)	9351790	\$259 / \$259
WTS 510 (Pedestal 13 ^{7/8} " H)	9322300	\$579 / \$579
Adaptor NEMA 14-30	10983750	\$60 / \$60

W1 Washing Machines



MODEL	MATERIAL	UMRP/RETAIL
WXR 860 WCS	11613700	\$2,449 / \$2, 649

SPECIFICATIONS

Overall Width	23 ^{1/2} " in (596 mm)
Overall Height	33 ^{1/2} " in (850 mm)
Overall Depth	25 ^{5/16} " in (643 mm)
Shipping weight	221 lbs (100 kg)
Capacity	17.6 lbs. / 2.26 cu. ft.
Electrical Connection	120V, 15A

FEATURES

- HoneyComb drum
- M Touch premium user interface
- TwinDos automatic detergent dispensing
- 25 Wash Programs including SoftSteam option
- QuickIntenseWash and SingleWash option
- CapDos
- 1600 rpm max spin speed

WASH PROGRAMS

- Express
- Handwash
- Delicates
- Curtains
- Proofing
- Denim
- Pillows
- Baby clothes
- Quick rinse
- Sneakers
- Dress Shirts
- Outdoor
- Wrinkle-free
- QuickIntenseWash
- Silks
- Towels
- Sportswear
- Starch
- Woolens
- Table Linens/ Drapes
- Normal
- Extra White
- Sanitize
- Downs
- Dark garments

WASH OPTIONS

- SoftSteam
- Buzzer
- Soak
- Pre-rinse
- AllergyWash
- SingleWash

MATCHING DRYERS	MATERIAL
TXR 860 WP	11620030

ACCESSORIES	MATERIAL	UMRP/RETAIL
WTV 500 (Stacking Kit)	9612041	\$43.28 / \$43.28
WTV 502 (Stacking Kit)	9256140	\$104 / \$104
WTV 512 (Stacking Kit w/ Drawer 4 ^{5/8} " H)	9351790	\$259 / \$259
WTS 510 (Pedestal 13 ^{7/8} " H)	9322300	\$579 / \$579
Adaptor NEMA 14-30	10983750	\$60 / \$60

T1 Heat Pump Dryers



MODEL	MATERIAL	UMRP/RETAIL
TXD 160 WP	11619650	\$1,599 / \$1,799

SPECIFICATIONS	
Overall Width	23 1/2" in (596 mm)
Overall Height	33 1/2" in (850 mm)
Overall Depth	25 5/16" in (643 mm)
Shipping weight	137 lbs (62 kg)
Capacity	4.02 cu. ft.
Electrical Connection	120V, 15A

FEATURES	
- Ventless Heat-Pump Dryer	- DirectSensor user interface
- Honeycomb drum	- WiFiConn@ct and Mobile Control
- PerfectDry moisture sensing technology	- FragranceDos
	- EnergyStar Most Efficient

DRYING PROGRAMS		
- Normal	- Woolens/Silks	- Time dry/DryFresh
- Bed linens	- Proofing	- Dress Shirts
- Express	- Denim	- Outdoor
- Delicates		

DRYING OPTIONS
- Anti-Crease
- Gentle
- Buzzer

MATCHING WASHERS	MATERIAL
WXD 160 WCS	11614070

ACCESSORIES	MATERIAL	UMRP/RETAIL
WTV 500 (Stacking Kit)	9612041	\$43.28 / \$43.28
WTV 502 (Stacking Kit)	9256140	\$104 / \$104
WTV 512 (Stacking Kit w/ Drawer 4 5/8" H)	9351790	\$259 / \$259
WTS 510 (Pedestal 13 7/8" H)	9322300	\$579 / \$579
Adaptor NEMA 14-30	10983750	\$60 / \$60
TRK 555 Dryer Basket	9614800	\$80 / \$80

T1 Heat Pump Dryers



MODEL	MATERIAL	UMRP/RETAIL
TWD 360 WP	11619730	\$1,699 / \$1,899

SPECIFICATIONS	
Overall Width	23 ^{1/2} " in (596 mm)
Overall Height	33 ^{1/2} " in (850 mm)
Overall Depth	25 ^{5/16} " in (643 mm)
Shipping weight	137 lbs (62 kg)
Capacity	4.02 cu. ft.
Electrical Connection	120V, 15A

FEATURES	
- Ventless Heat-Pump Dryer	- DirectSensor user interface
- Honeycomb drum	- WiFiConn@ct and Mobile Control
- PerfectDry moisture sensing technology	- FragranceDos ²
	- EnergyStar Most Efficient

DRYING PROGRAMS		
- Normal	- Woolens/Silks	- Time dry/DryFresh
- Bed linens	- Proofing	- Dress Shirts
- Express	- Denim	- Outdoor
- Delicates		

DRYING OPTIONS
- Anti-Crease
- Gentle
- Buzzer

MATCHING WASHERS	MATERIAL
WWD 160 WCS	11614040
WWD 660 WCS	11614100

ACCESSORIES	MATERIAL	UMRP/RETAIL
WTV 500 (Stacking Kit)	9612041	\$43.28 / \$43.28
WTV 502 (Stacking Kit)	9256140	\$104 / \$104
WTV 512 (Stacking Kit w/ Drawer 4 ^{5/8} " H)	9351790	\$259 / \$259
WTS 510 (Pedestal 13 ^{7/8} " H)	9322300	\$579 / \$579
Adaptor NEMA 14-30	10983750	\$60 / \$60
TRK 555 Dryer Basket	9614800	\$80 / \$80

T1 Heat Pump Dryers



MODEL	MATERIAL	UMRP/RETAIL
TXI 680 WP	11619850	\$1,799 / \$1,999

SPECIFICATIONS

Overall Width	23 ^{1/2} " in (596 mm)
Overall Height	33 ^{1/2} " in (850 mm)
Overall Depth	25 ^{5/16} " in (643 mm)
Shipping weight	137 lbs (62 kg)
Capacity	4.02 cu. ft.
Electrical Connection	120V, 15A

FEATURES

- Ventless Heat-Pump Dryer
- Honeycomb drum
- PerfectDry moisture sensing technology
- ComfortSensor user interface
- 19 Programs including SoftSteam
- FragranceDos²
- EnergyStar Most Efficient

DRYING PROGRAMS

- Table Linens/Drapes
- Normal
- Bed linens
- Express
- Delicates
- SoftSteam
- Woolens/Silks
- Proofing
- Denim
- Pillows
- Basket
- Cold air
- Time dry
- DryFresh
- Dress Shirts
- Outdoor
- Wrinkle-free
- Sportswear
- Smoothing

DRYING OPTIONS

- Anti-Crease
- Gentle
- Buzzer
- Freshen Up

MATCHING WASHERS	MATERIAL
WXF 660 WCS	11614130
WXI 860 WCS	11614140

ACCESSORIES	MATERIAL	UMRP/RETAIL
WTV 500 (Stacking Kit)	9612041	\$43.28 / \$43.28
WTV 502 (Stacking Kit)	9256140	\$104 / \$104
WTV 512 (Stacking Kit w/ Drawer 4 ^{5/8} " H)	9351790	\$259 / \$259
WTS 510 (Pedestal 13 ^{7/8} " H)	9322300	\$579 / \$579
Adaptor NEMA 14-30	10983750	\$60 / \$60
TRK 555 Dryer Basket	9614800	\$80 / \$80

T1 Heat Pump Dryers



MODEL	MATERIAL	UMRP/RETAIL
TXR 860 WP	11620030	\$2,449 / \$2,649

SPECIFICATIONS

Overall Width	23 ¹ / ₂ " in (596 mm)
Overall Height	33 ¹ / ₂ " in (850 mm)
Overall Depth	25 ⁵ / ₁₆ " in (643 mm)
Shipping weight	137 lbs (62 kg)
Capacity	4.02 cu. ft.
Electrical Connection	120V, 15A

FEATURES

- Ventless Heat-Pump Dryer
- Honeycomb drum
- PerfectDry moisture sensing technology
- M Touch premium user interface
- 19 Programs including SoftSteam
- FragranceDos²
- EnergyStar Most Efficient

DRYING PROGRAMS

- Table Linens/Drapes
- Normal
- Bed linens
- Express
- Delicates
- SoftSteam
- Woolens/Silks
- Proofing
- Denim
- Pillows
- Basket
- Cold air
- Time dry
- DryFresh
- Dress Shirts
- Outdoor
- Wrinkle-free
- Sportswear
- Smoothing

DRYING OPTIONS

- Anti-Crease
- Gentle
- Buzzer
- Freshen Up

MATCHING WASHERS	MATERIAL
WXR 860 WCS 11620030	11620030

ACCESSORIES	MATERIAL	UMRP/RETAIL
WTV 500 (Stacking Kit)	9612041	\$43.28 / \$43.28
WTV 502 (Stacking Kit)	9256140	\$104 / \$104
WTV 512 (Stacking Kit w/ Drawer 4 ⁵ / ₈ " H)	9351790	\$259 / \$259
WTS 510 (Pedestal 13 ⁷ / ₈ " H)	9322300	\$579 / \$579
Adaptor NEMA 14-30	10983750	\$60 / \$60
TRK 555 Dryer Basket	9614800	\$80 / \$80

Rotary Ironer



MODEL	MATERIAL	UMRP/RETAIL
-------	----------	-------------

B 990 Rotary Ironer	7222730	\$2,549 / \$2,749
------------------------	---------	-------------------

FINISH

Lotus White

SPECIFICATIONS

Width	38 ³ / ₄ in (985 mm)
Height	37 ³ / ₄ in (959 mm)
Depth	15 in (380 mm)
Shipping Weight	92.5 lbs (45 kg)
Roller Width	32.5 in
Electrical Connection	120V 15A

FEATURES

- 32.5" Wide Roller
- Three Heating Elements for Optimum Heat Distribution
- Variable Roller Speed
- Temperature Selection to Suit Textiles
- Laundry Feed Board for Easy Laundry Handling
- Convenient Infeed Board with Ample Storage Space
- Airing Bar for Crease-Free Cooling
- Moisture - Absorbing Roller Padding
- Convenient Folding Mechanism
- Easily Maneuverable with Four Castors
- Wide Foot Control Bar
- Automatic Finger Guard
- Emergency Release

Product Highlights

Professional for the Home Laundry

*See specific models for details

Washing Machines

FEATURE	DESCRIPTION
Honeycomb Drum	Has a perforated rear panel for fast wetting of laundry. The perforated rear panel Honeycomb Drum combined with high spin speeds supports shorter cycle time without compromising on performance.
Express Wash	Providing excellent cleanliness in just 25-minutes.
Ultimate Convenience	With intuitive M Touch controls, easily select your settings with the swipe of a finger. Choose from 50+ programs; 5 are customizable.
CapDosing	Dispense special detergent for different types of fabric by placing a portioned capsule into the fabric softener compartment.
Professional Grade Laundry for the Home	The Little Giant Washers have a 2.58 ft ³ drum size and provide professional-grade disinfection and fabric care in a high-efficiency, compact system.

Dryers

FEATURE	DESCRIPTION
Honeycomb Drum	Fewer creases and easier ironing, the honeycomb structure allows laundry to be dried gently and evenly.
Heat-Pump Technology	Saving on energy consumption, the heat generated is reused and low temperatures protect the high-quality fibers in the most delicate fabrics.
Ultimate Convenience	With intuitive M Touch controls, easily select your settings with the swipe of a finger. Choose from 35 programs; 5 are customizable.
PerfectDry	PerfectDry takes the residual moisture level into account and modifies the drying process accordingly.
Powerful Drive System	Two separate motors for a quicker and more efficient drying process with even less creasing.

Little Giant Washer - Performance Plus

PWM 908 DP, Lotus White



PWM 908 DP, Stainless Steel



MODEL	MATERIAL	MAP/RETAIL
PWM 908 DP Lotus White	11204460	\$5,740 / \$5,940
PWM 908 DP Stainless Steel	11204470	\$6,100 / \$6,300

MATCHING DRYERS	MATERIAL
PDR 908 HP Lotus White	11204480
PDR 908 HP Stainless Steel	11204490

SPECIFICATIONS

Width	23 ^{7/16} in (596 mm)
Height	33 ^{7/16} in (850 mm)
Depth	28 ^{1/8} in (714 mm)
Shipping Weight	230 lbs (104 kg)
Front Material (Lotus White Model)	Porcelain Enameled White
Front Material (Stainless Steel Model)	Stainless Steel
Side Panels (both models)	Powder Coated White
Electrical Connection	2 AC 208-240V, 60 Hz, 30 A
Plug	NEMA L6-30
Capacity	2.58 cu.ft; 73 Liter

FEATURES

- Spin Speed; 1600 rpm
- Detergent Dispenser Drawer, 3 Compartments
- CapDosing
- Possible Connections to Dispensing Pumps: 6
- M Touch Flex User Interface (No Buttons or Dials)
- 49-minute Cotton 140°F Program (with Hot Water Connection)
- 25-minute Express Wash Cycle
- 50+ Programs: 5 Customizable
- High Temperature Disinfection Programs (up to 200°F)
- Bearing Designed for 30,000 Operating Hours
- Stackable or Side-by-Side Configuration
- 3D Imbalance Monitoring
- Commercial Soft-Mounted
- HoneyComb Drum (for Washers) with Perforated Rear Wall

PROGRAMS

- Standard Programs: 16
- Sport Programs: 4
- Down Filled Items
- Outwear
- Proofing
- Wellness/ Hair Salon Programs: 3
- Work Wear like Oil/fat Special, Dust/ Flour Special
- Thermal Disinfection: 16
- Wet Care Programs: 5

OPTIONAL ACCESSORIES	MATERIAL	MAP
APCL 001 Stainless Steel Stacking Kit	11167420	\$230
APCL 084 Iron-Grey Base, Open, 6 in. Tall	11776560	\$485
APCL 085 Iron-Grey Base, Open, 12 in. Tall	11776570	\$520
APCL 087 Iron-Grey Base, Open, 19 in. Tall	11776600	\$685
APCL 005 Stainless Steel Base, Closed, 12 in. Tall	11318800	\$690
APCL 011 Stainless Steel Base, Closed 19 in. Tall	11318830	\$865
APCL 022 Box Base.	11476830	\$995
APCL 043 XCI-Box.	11492730	\$215
APCL 046 XCI PWM/PDR EL.	11537560	\$250
APCL 047 XCI PWM/PDR HP.	11537570	\$250
APCL 016 Dispensing adapter kit LD 6xD6	11229320	\$85
APCL 017 Dispensing adapter kit LD 4xD9	11229340	\$85

Little Giant Dryer - Performance Plus

PDR 908 HP, Lotus White



PDR 908 HP, Stainless Steel



MODEL	MATERIAL	MAP/RETAIL
PDR 908 HP Lotus White	11204480	\$4,520 / \$4,720
PDR 908 HP Stainless Steel	11204490	\$4,880 / \$5,080

MATCHING WASHERS	MATERIAL
PWM 908 DP Lotus White	11204460
PWM 908 DP Stainless Steel	11204470

SPECIFICATIONS

Width	23 ^{7/16} in (596 mm)
Height	33 ^{7/16} in (850 mm)
Depth	30 ^{9/16} in (777 mm)
Shipping Weight	170 lbs (77 kg)
Front Material (Lotus White Model)	Porcelain Enameled White
Front Material (Stainless Steel Model)	Stainless Steel
Side Panels (both models)	Powder Coated White
Electrical Connection	2 AC 208-240V, 60 Hz, 30 A
Plug	NEMA L6-30
Capacity	4.59 cu.ft; 130 Liter

PROGRAMS

- Standard Programs: 17
- Sport Programs: 4
- Down Bedding
- Synthetic Bedding
- Large Items
- Hygiene Programs: 3
- Wet Care Programs: 3
- Flatwork Programs: 3
- Special Programs: 5
- Timed Drying Programs: 4

FEATURES

- M Touch Flex User Interface (No Buttons or Dials)
- Stackable or Side-by-Side Configuration
- Heat Pump Dryer Technology
- 50+ Programs; 5 Customizable Rated Energy Star Most Efficient
- FragranceDos Capable
- Dryer Featuring 4D Filtration System
- HoneyComb Drum (for Dryers) with Perforated Rear Wall
- PerfectDry System: Residual Moisture Controlled
- Axial Airflow

OPTIONAL ACCESSORIES

OPTIONAL ACCESSORIES	MATERIAL	MAP
TRK 555 Dryer Basket	9614800	\$80
APCL 001 Stainless Steel Stacking Kit	11167420	\$230
APCL 084 Iron-Grey Base, Open, 6 in. Tall	11776560	\$485
APCL 085 Iron-Grey Base, Open, 12 in. Tall	11776570	\$520
APCL 087 Iron-Grey Base, Open, 19 in. Tall	11776600	\$685
APCL 005 Stainless Steel Base, Closed, 12 in. Tall	11318800	\$690
APCL 011 Stainless Steel Base, Closed 19 in. Tall	11318830	\$865

Professional Rotary Ironer



MODEL	MATERIAL	MAP/RETAIL
HM 16-80 Lotus White	10238590	\$3,720 / \$4,110

OPTIONAL ACCESSORIES	MATERIAL	MAP
APRI 310 Dust Cover.	11563330	\$65

SPECIFICATIONS

Width	38 ^{3/4} in (985 mm)
Height	37 ^{3/4} in (959 mm)
Depth	14 ^{15/16} in (380 mm)
Drum Diameter	6 ^{5/16} in (160 mm)
Working Width	32 ^{11/16} in (830 mm)
Shipping Weight	100 lbs (45 kg)
Electrical Connection	2 AC 208-240V, 50-60 Hz, 20 A
Plug	NEMA L6-20

FEATURES

- Heater Plate Material; Aluminium
- Padding; Polyester Needle-Felt Cloth
- Control System; Rotary Selector
- Minimum Ironer Speed, Can Be Set in ft/min; 2
- Feed-In Board
- Minimum Ironer Speed, Can Be Set in ft/min; 4.5
- Steam Function
- Fold-Away Function
- Foot Switch
- Airing Bar

Accessories & Consumables

Laundry

W1 TWINDOS CARTRIDGES	MATERIAL	UMRP
TwinDos Cartridge UltraPhase 1	11504560	\$29.99
TwinDos Cartridge UltraPhase 2	11891860	\$29.99
TwinDos Cartridge UltraPhase 1 Refresh Elixir	11614970	\$30.99
TwinDos Cartridge UltraPhase 2 Refresh Elixir	11615060	\$30.99
TwinDosCare	11171450	\$18.99
TwinDos Cartridge UltraPhase 1 Sensitive	11716880	\$30.99
TwinDos Cartridge UltraPhase 2 Sensitive	10923680	\$30.99

T1 FLACON	MATERIAL	UMRP
Nature Flacon Capsule (Box of 1)	10813410	\$19.99
Aqua Flacon Capsule (Box of 1)	10813390	\$19.99
Cocoon Flacon Capsule (Box of 1)	10813430	\$19.99
DryFresh Flacon Capsule (Box of 1)	11520920	\$19.99
Set 3x Aqua Flacon Capsules	11614550	\$59.97
Set 3x Cocoon Flacon Capsules	11614700	\$59.97
Set 3x DryFresh Flacon Capsules	11614780	\$59.97
Set 3x Nature Flacon Capsules	11614600	\$59.97

W1 CAPDOS CAPSULES	MATERIAL	UMRP
Sport - Box of 6	11703190	\$12.49
Booster - Box of 6	10755980	\$12.49
Outdoor - Box of 6	10757030	\$12.49
Aqua - Box of 9	10755290	\$10.99
WoolCare - Box of 9	10755570	\$12.99
ImpraProtect - Box of 3	10757720	\$23.99
DownCare - Box of 6	10756370	\$12.49
SilkCare - Box of 6	10756190	\$12.49
Nature - Box of 9	10755460	\$10.99
Cocoon - Box of 9	10755520	\$10.99
UltraDark - Box of 9	10755680	\$12.49
CottonRepair - Box of 3	11703360	\$22.99

Accessories & Consumables

Dishwashers

PRODUCT	MATERIAL	UMRP
UltraTabs All in 1 (3-Pack, 60 Tabs)	11295860	\$34.99
UltraTab 120 Series Promo Pack	11347040	\$69.98
PowerDisk (6-pack)	11841390	\$107.94
PowerDisk (Single Pack)	11841540	\$17.99
Miele UltraTabs All in 1, 180 pieces (voucher)	11574320	\$104.97
Dishwasher Salt	10248600	\$13.99
Dishwasher Rinse Aid	11772170	\$13.99
DishClean Dishwasher Conditioner	9959340	\$15.99
Dishwasher Freshener	10118510	\$9.99

Professional for the Home Dishwashers

PRODUCT	MATERIAL	MAP
ProCare Shine 12 GC Dishwasher Tabs - 80 tabs	11712580	\$55
ProCare Shine 10 MA Liquid Detergent - 5 L	10923610	\$55
ProCare Shine 40 Rinse Aid - 1 L	10923710	\$35
ProCare Shine 40 Rinse Aid - 5 L	10328030	\$110
ProCare Universal Dishwasher Salt	9195780	\$60
CK/1 DIN 51 Canister Key	11851600	\$20

Miele

Miele, Inc.
9 Independence Way
Princeton, NJ 08540

mieleusa.com
800.843.7231

Visit one of Miele's Experience Centers:

Beverly Hills
Boca Raton
Chicago
Coral Gables
Manhattan
Princeton
Scottsdale
Seattle
Tysons Corner

Prices effective January 2023.

Prices subject to change without notice.

Miele reserves the right to accept or deny all orders at its Princeton, NJ offices.

Alteration rights reserved / August 2024