



Price List
Built-In Appliance
May 2021



Rediscover the joy of cooking!



Table of Contents

Range Series	8	CombiSets™	92
Ovens	36	Ventilation Hoods	100
Speed Ovens	46	Coffee Systems	122
Steam Ovens	54	Refrigeration and Wine Storage	130
Combi-Steam Ovens	60	Dishwashers	164
Microwave Ovens	68	Laundry	186
Warming Drawers	72	Care Collection	208
Vacuum Sealing Drawers	77	Trim Kits	216
Cooktops	78	Handles	218





Welcome to Miele

IMMER BESSER (forever better) – our pledge

When our two great grandfathers were in the process of founding the Miele company, they had to make sure they stood apart from the competition in order to be successful. There are effectively only two ways of doing this: either by being cheaper than the rest or by being better than the rest. It is not really possible to be both at the same time.

They decided to be “better” than the rest.

Numerous best in class awards and certificates attest to the fact that Miele has continued to renew its commitment to being “immer besser” throughout the past 120 p-years. However, the millions of satisfied customers around the world are perhaps the most important endorsement.

At the heart of this success lies a continuity of values and goals which are typically only found in companies which have been family-run for generations, rather than in businesses which are guided by the often short-term interests of the stock market.

It is in this sense that Miele has embodied first-class product quality and German engineering since 1899. Miele also stands in equal measure for respect, fairness and mutual esteem towards sales partners, customers, suppliers, employees and neighbors. Buying a Miele is an environmentally friendly decision. We ensure this by using methods of production that save resources as well by producing products which set new standards in terms of their consumption of electricity, water and detergent – and save you money at the same time.*

As directors and co-proprietors of the fourth generation of our business we promise you that this will not change.

Markus Miele *Reinhard Zinkann*

Dr. Markus Miele

Dr. Reinhard Zinkann

* Please visit www.miele-sustainability.com for more information on our efforts and guiding principles

IMMER BESSER

Our Brand Promise



Many Good Reasons For Choosing Miele

Here are just six of them.

Since the company was founded in 1899, Miele has remained true to its 'Immer Besser' brand promise. This means that we will do all that we can to be 'forever better' than our competitors and 'forever better' than we already are. For our customers this means the peace of mind of knowing that choosing Miele is a good decision – and probably the decision of a lifetime!



The Miele Brand

In many countries, Miele is the most desired brand in its field. In its German home market, Miele was even voted 'best brand ever' in 2013 across all product branches. And the ownership of products from such a brand reveals much about its users: Miele customers have high expectations for the performance, convenience, design and the environmental friendliness of their domestic appliances. People who buy Miele are quality conscious and have style!



Miele Quality

For more than 100 years it has been a proven adage that you can trust Miele and rely on our appliances. We are the only manufacturer in our branch of industry to test products such as our washing machines, tumble dryers, dishwashers and ovens to the equivalent of 20 years of use. Once a Miele, always a Miele: Miele customers around the world remain loyal to Miele and recommend Miele to others. Looking to the future, we promise not to entertain any compromises when it comes to quality and durability!



Miele Technology

Miele stands for excellent results combined with the lowest possible energy consumption. This goes for the hygienic and gentle care of your laundry, your flooring and your dishware as well as when conjuring up exquisite culinary delights. The key to this is a wealth of innovative features available only from Miele. This is borne out by numerous first places in leading product tests conducted around the world.



Miele Convenience

Whether conventional rotary dial, discreet sensor controls or a high-resolution touch display like the one on your smartphone: operating a Miele is both easy and fun. Add to this a multitude of convenient and reliable automatic programs and a great love of detail - success is guaranteed. Make life easier for yourself with Miele!



Miele Design

Miele believes in clean lines and timeless elegance. Nowhere else will you find such a comparable range of built-in kitchen appliances, with consistency in design lines and color options, to suit the most diverse of interior designs and kitchen furniture fronts. Great care is taken to coordinate appliance design across the range. Whatever the style of your kitchen: Miele is the perfect match.



Miele Service

Miele customers enjoy complete peace of mind: thanks to our fast and efficient after-sales service operation. All designed to ensure you get the most out of your products... from day one!



Range Highlights

Exclusive Features For Gourmet Results

Moisture Plus

Each type of food has its own specific properties. Knowing them and making the most of them is the true art of cooking. In the past, bakers held the monopoly on preparing the perfect bread and rolls. Now you can too, in a Miele Range with Moisture plus. Increasing the humidity in the oven optimizes the cooking of a variety of foods: soft bread with a shiny, appetizing crust; dinner rolls and croissants as if from the local baker; succulent, tender meat with a nicely browned crust, perfect casseroles, delicious pastries and so much more.



Wireless Precision Probe

Exclusive and unique in our M Touch Ranges: 4 measuring points provides correct-to-the-minute information on how long a program has to run. With a wireless connection, the roast probe is extremely safe to use as you can insert it outside of the oven.

ComfortSwivel Handle

An ergonomic feature, the swiveling handle moves easily with your wrist and body to comfortably open and close the door.

Speed Heat

The All Gas Range open-floor-concept allows for constant airflow which leads to faster and more even heat distribution; resulting in quick preheat times, powerful bake and broil elements. The infrared ceramic broil burner locks in juices while searing meats, poultry and fish to perfection.

MasterChef and MasterChef Plus Automatic Programs

Found in the Gourmet Center, Miele guides you through over 100 easy-to-use programs, from baked goods to fish and more. MasterChef Plus Automatic Programs include 15 bread programs, guiding you to the correct operating mode, temperature, time and integration of Moisture plus to create the perfect bread at home.

Self Clean Oven and Self Clean Ready Accessories

During the cooking process, grease residue is continually broken down, helping to keep the oven and cooking accessories clean.

Ranges

Product Overview



Model number	HR 1622-2	HR 1124
Overview		
Width	30"	30"
Fuel type	Induction	All Gas
G/LP	-/-	●/●
208 V/240 V	●/●	-/-
Convection Oven/Speed Oven/Warming Drawer	●/-/-	●/-/-
Design		
Controls	M Touch	DirectSelect
Number of cooking zones	4	4
Precision knobs/Backlit/ComfortLift panel	●/●/●	●/-/-
Comfort handle/ComfortSwivel handle/CleanTouch Steel™ front	-/●/●	●/-/●
Rangetop features		
EasyClean Ceran surface/Variable cooking zones/Residual heat indicator/Auto heat-up	●/4/4/●	-/-/-/-
Booster/TwinBooster/Keeping warm function	4/2/4	-/-/-
ComfortClean dishwasher-safe grates	-	●
M Pro dual stacked burner system with TrueSimmer/Re-ignition	-/-	●/●
M Pro infrared grill (max. 19,000 BTU)/M Pro infrared griddle (max. 13,000 BTU)	-/-	-/-
Position/Type	Front left/TwinBooster	Front left/High power
Burner output	2,700 W – 3,850 W	max. 19,500 BTU
Position/Type	Rear left/Booster	Rear left
Burner output	1,450 W – 2,300 W	max. 12,500 BTU
Position/Type	Front right/Booster	Front right
Burner output	1,950 W – 3,100 W	max. 19,500 BTU
Position/Type	Rear right/TwinBooster	Rear right
Burner output	2,400 W – 3,850 W	max. 19,500 BTU
Position/Type	-/-	-/-
Burner output	-	-
Position/Type	-/-	-/-
Burner output	-	-
Position/Type	-/-	-/-
Burner output	-	-
Position/Type	-/-	-/-
Burner output	-	-
Oven features		
Convenience features		
Self Clean oven/Self Clean ready accessories	●/●	●/●
Soft Open/Soft Close/Favorites/Individual settings	●/●/20/●	●/●/-/●
Wireless Precision Probe/Crisp function	●/●	-/-
Operating modes		
Convection Bake/Intensive/Gentle Bake	●/●/●	●/-/-
Surround/Browning/Bake/Moisture plus (plumbed only)	●/●/●/●	-/-/●/-
MasterChef automatic program/MasterChef Plus automatic program	over 100/15	-/-
Broil/Maxi Broil/Convection Broil/Convection Roast/Auto Roast	●/●/●/●/●	●/-/●/-/-
Special modes (Defrost/Slow Roast/Reheat/Proof/Sabbath mode)	●/●	-/-
Cavity		
TwinPower Convection fans/Twin Convection fans/Power Convection fan	●/-/-	-/●/-
Speed heat (powerful bake and broil element)	-	●
Number of halogen lights in Convection Oven/Speed Oven	2/-	2/-
Number of shelf levels/Embossed numbers	6/●	6/●
Safety		
Cool-touch front/Safety shut-off	●/●	●/●
System lock/Door contact switch/Door lock during Self Clean	●/●/●	●/●/●
Speed Oven features		
Auto Roast/Broil/Convection Bake/Convention Broil/MasterChef automatic program	-/-/-/-/-	-/-/-/-/-
Popcorn function/Minutes Plus function/Roast probe	-/-/-	-/-/-
PerfectClean stainless steel cavity/Foldable broiling element	-/-	-/-
Warming Drawer features		
Warm cups/Warm plates/Keeping food warm/Low temperature cooking	-/-/-/-	-/-/-/-
Push-to-Open mechanism	-	-
Technical data		
Dimensions in inches (W x H x D)	30" x 35 1/2" – 37" x 26 1/2"	30" x 35 1/2" – 37" x 26 1/2"
Electrical requirements	208/240 V, 60 Hz, 50 Amps	120 V, 60 Hz, 15 Amps
Plug type	NEMA 14 – 50 plug	NEMA 5 – 15 plug
Plumbing for Moisture plus cooking	●	-
UMRP & MAP/Retail pricing		
	\$7,999/\$8,299	\$5,699/\$5,999
Material number		
Electric (208 V/240 V)/Induction	-/10902350	-/-
Natural Gas/Liquid Propane	-/-	09810020/09810040

*LP BTU output slightly different than listed NG BTU output.

Ranges

Product Overview



Model number	HR 1134-1	HR 1135 (w/ Grill)	HR 1136 (w/ Griddle)
Overview			
Width	36"	36"	36"
Fuel type	All Gas	All Gas	All Gas
G/LP	●/●	●/-	●/●
208 V/240 V	-/-	-/-	-/-
Convection Oven/Speed Oven/Warming Drawer	●/-/-	●/-/-	●/-/-
Design			
Controls	DirectSelect	DirectSelect	DirectSelect
Number of cooking zones	6	4 + Grill	4 + Griddle
Precision knobs/Backlit/ComfortLift panel	●/-/-	●/-/-	●/-/-
Comfort handle/ComfortSwivel handle/CleanTouch Steel™ front	●/-/●	●/-/●	●/-/●
Rangetop features			
EasyClean Ceran surface/Variable cooking zones/Residual heat indicator/Auto heat-up	-/-/-/-	-/-/-/-	-/-/-/-
Booster/TwinBooster/Keeping warm function	-/-/-	-/-/-	-/-/-
ComfortClean dishwasher-safe grates	●	●	●
M Pro dual stacked burner system with TrueSimmer/Re-ignition	●/●	●/●	●/●
M Pro infrared grill (max. 19,000 BTU)/M Pro infrared griddle (max. 13,000 BTU)	-/-	●/-	-/●
Position/Type	Front left	Front left	Front left
Burner output	max. 19,500 BTU	max. 19,500 BTU	max. 19,500 BTU
Position/Type	Rear left	Rear left	Rear left
Burner output	max. 8,000 BTU	max. 8,000 BTU	max. 8,000 BTU
Position/Type	Front right	Front right	Front right
Burner output	max. 19,500 BTU	max. 19,500 BTU	max. 19,500 BTU
Position/Type	Rear right	Rear right	Rear right
Burner output	max. 9,000 BTU	max. 9,000 BTU	max. 9,000 BTU
Position/Type	Front center	Center/ M Pro grill	Center/ M Pro infrared griddle
Burner output	max. 19,500 BTU	max. 19,500 BTU	max. 13,000 BTU
Position/Type	Rear center	-/-	-/-
Burner output	max. 9,000 BTU	-	-
Position/Type	-/-	-/-	-/-
Burner output	-	-	-
Position/Type	-/-	-/-	-/-
Burner output	-	-	-
Oven features			
Convenience features			
Self Clean oven/Self Clean ready accessories	●/●	●/●	●/●
Soft Open/Soft Close/Favorites/Individual settings	●/●/-/●	●/●/-/●	●/●/-/●
Wireless Precision Probe/Crisp function/	-/-	-/-	-/-
Operating modes			
Convection Bake/Intensive/Gentle Bake	●/-/-	●/-/-	●/-/-
Surround/Browning/Bake/Moisture plus (plumbed only)	-/-/●/-	-/-/●/-	-/-/●/-
MasterChef automatic program/MasterChef Plus automatic program	-/-	-/-	-/-
Broil/Maxi Broil/Convection Broil/Convection Roast/Auto Roast	●/-/●/-/-	●/-/●/-/-	●/-/●/-/-
Special modes (Defrost/Slow Roast/Reheat/Proof/Sabbath mode)	-/-	-/-	-/-
Cavity			
TwinPower Convection fans/Twin Convection fans/Power Convection fan	-/●/-	-/●/-	-/●/-
Speed heat (powerful bake and broil element)	●	●	●
Number of halogen lights in Convection Oven/Speed Oven	2/-	2/-	2/-
Number of shelf levels/Embossed numbers	6/●	6/●	6/●
Safety			
Cool-touch front/Safety shut-off	●/●	●/●	●/●
System lock/Door contact switch/Door lock during Self Clean	●/●/●	●/●/●	●/●/●
Speed Oven features			
Auto Roast/Broil/Convection Bake/Convection Broil/MasterChef automatic program	-/-/-/-/-	-/-/-/-/-	-/-/-/-/-
Popcorn function/Minutes Plus function/Roast probe	-/-/-	-/-/-	-/-/-
PerfectClean stainless steel cavity/Foldable broiling element	-/-	-/-	-/-
Warming Drawer features			
Warm cups/Warm plates/Keeping food warm/Low temperature cooking	-/-/-/-	-/-/-/-	-/-/-/-
Push-to-Open mechanism	-	-	-
Technical data			
Dimensions in inches (W x H x D)	36" x 35 1/2" - 37" x 26 1/2"	36" x 35 1/2" - 37" x 26 1/2"	36" x 35 1/2" - 37" x 26 1/2"
Electrical requirements	120 V, 60 Hz, 15 Amps	120 V, 60 Hz, 15 Amps	120 V, 60 Hz, 15 Amps
Plug type	NEMA 5 - 15 plug	NEMA 5 - 15 plug	NEMA 5 - 15 plug
Plumbing for Moisture plus cooking	-	-	-
UMRP & MAP/Retail pricing			
	\$6,999/\$7,299	\$7,499/\$7,799	\$7,499/\$7,799
Material number			
Electric (208 V/240 V)/Induction	-/-	-/-	-/-
Natural Gas/Liquid Propane	10833720/10833730	10833740/-	10833750/10833760

*LP BTU output slightly different than listed NG BTU output.

Ranges

Product Overview



Model number	HR 1724	HR 1924-2	HR 1934-2
Overview			
Width	30"	30"	36"
Fuel type	Dual Fuel	Dual Fuel	Dual Fuel
G/LP	●/●	●/●	●/●
208 V/240 V	●/●	●/●	●/●
Convection Oven/Speed Oven/Warming Drawer	●/-/-	●/-/-	●/-/-
Design			
Controls	DirectSelect	M Touch	M Touch
Number of cooking zones	4	4	6
Precision knobs/Backlit/ComfortLift panel	●/-/-	●/●/●	●/●/●
Comfort handle/ComfortSwivel handle/CleanTouch Steel™ front	●/-/●	-/●/●	-/●/●
Rangetop features			
EasyClean Ceran surface/Variable cooking zones/Residual heat indicator/Auto heat-up	-/-/-/-	-/-/-/-	-/-/-/-
Booster/TwinBooster/Keeping warm function	-/-/-	-/-/-	-/-/-
ComfortClean dishwasher-safe grates	●	●	●
M Pro dual stacked burner system with TrueSimmer/Re-ignition	●/●	●/●	●/●
M Pro infrared grill (max. 19,000 BTU)/M Pro infrared griddle (max. 13,000 BTU)	-/-	-/-	-/-
Position/Type	Front left	Front left	Front left
Burner output	max. 19,500 BTU	max. 19,500 BTU	max. 19,500 BTU
Position/Type	Rear left	Rear left	Rear left
Burner output	max. 12,500 BTU	max. 12,500 BTU	max. 12,500 BTU
Position/Type	Front right	Front right	Front right
Burner output	max. 19,500 BTU	max. 19,500 BTU	max. 19,500 BTU
Position/Type	Rear right	Rear right	Rear right
Burner output	max. 19,500 BTU	max. 19,500 BTU	max. 13,600 BTU
Position/Type	-/-	-/-	Front center
Burner output	-	-	max. 19,500 BTU
Position/Type	-/-	-/-	Rear center
Burner output	-	-	max. 13,600 BTU
Position/Type	-/-	-/-	-/-
Burner output	-	-	-
Position/Type	-/-	-/-	-/-
Burner output	-	-	-
Oven features			
Convenience features			
Self Clean oven/Self Clean ready accessories	●/●	●/●	●/●
Soft Open/Soft Close/Favorites/Individual settings	●/●/-/●	●/●/20/●	●/●/20/●
Wireless Precision Probe/Crisp function	-/-	●/●	●/●
Operating modes			
Convection Bake/Intensive/Gentle Bake	●/●	●/●/●	●/●/●
Surround/Browning/Bake/Moisture plus (plumbed only)	●/-/●/-	●/●/●/●	●/●/●/●
MasterChef automatic program/MasterChef Plus automatic program	-/-	over 100/15	over 100/15
Broil/Maxi Broil/Convection Broil/Convection Roast/Auto Roast	●/-/●/-/-	●/●/●/●/●	●/●/●/●/●
Special modes (Defrost/Slow Roast/Reheat/Proof/Sabbath mode)	-/-	●/●	●/●
Cavity			
TwinPower Convection fans/Twin Convection fans/Power Convection fan	●/-/-	●/-/-	●/-/-
Speed heat (powerful bake and broil element)	-	-	-
Number of halogen lights in Convection Oven/Speed Oven	2/-	2/-	2/-
Number of shelf levels/Embossed numbers	6/●	6/●	6/●
Safety			
Cool-touch front/Safety shut-off	●/●	●/●	●/●
System lock/Door contact switch/Door lock during Self Clean	●/●/●	●/●/●	●/●/●
Speed Oven features			
Auto Roast/Broil/Convection Bake/Convection Broil/ MasterChef automatic program	-/-/-/-/-	-/-/-/-/-	-/-/-/-/-
Popcorn function/Minutes Plus function/Roast probe	-/-/-	-/-/-	-/-/-
PerfectClean stainless steel cavity/Foldable broiling element	-/-	-/-	-/-
Warming Drawer features			
Warm cups/Warm plates/Keeping food warm/Low temperature cooking	-/-/-/-	-/-/-/-	-/-/-/-
Push-to-Open mechanism	-	-	-
Technical data			
Dimensions in inches (W x H x D)	30" x 35 1/2" - 37" x 26 1/2"	30" x 35 1/2" - 37" x 26 1/2"	36" x 35 1/2" - 37" x 26 1/2"
Electrical requirements	208 V/240 V, 60 Hz, 30 Amps	208 V/240 V, 60 Hz, 30 Amps	208 V/240 V, 60 Hz, 30 Amps
Plug type	NEMA 14 - 30 plug	NEMA 14 - 30 plug	NEMA 14 - 30 plug
Plumbing for Moisture plus cooking	-	●	●
UMRP & MAP/Retail pricing			
	\$5,899/\$6,199	\$7,499/\$7,799	\$9,599/\$10,099
Material number			
Electric (208 V/240 V)/Induction	-/-	-/-	-/-
Natural Gas/Liquid Propane	10773300/10773310	10902360/10902370	10902380/10902390

*LP BTU output slightly different than listed NG BTU output.

Ranges

Product Overview



Model number	HR 1935-2 (w/ Grill)	HR 1936-2 (w/ Griddle)	HR 1954-2
Overview			
Width	36"	36"	48"
Fuel type	Dual Fuel	Dual Fuel	Dual Fuel
G/LP	●/–	●/●	●/●
208 V/240 V	●/●	●/●	●/●
Convection Oven/Speed Oven/Warming Drawer	●/–/–	●/–/–	●/●/●
Design			
Controls	M Touch	M Touch	M Touch
Number of cooking zones	4 + Grill	4 + Griddle	8
Precision knobs/Backlit/ComfortLift panel	●/●/●	●/●/●	●/●/●
Comfort handle/ComfortSwivel handle/CleanTouch Steel™ front	–/●/●	–/●/●	–/●/●
Rangetop features			
EasyClean Ceran surface/Variable cooking zones/Residual heat indicator/Auto heat-up	–/–/–/–	–/–/–/–	–/–/–/–
Booster/TwinBooster/Keeping warm function	–/–/–	–/–/–	–/–/–
ComfortClean dishwasher-safe grates	●	●	●
M Pro dual stacked burner system with TrueSimmer/Re-ignition	●/●	●/●	●/●
M Pro infrared grill (max. 19,000 BTU)/M Pro infrared griddle (max. 13,000 BTU)	●/–	–/●	–/–
Position/Type	Front left	Front left	Front left
Burner output	max. 19,500 BTU	max. 19,500 BTU	max. 19,500 BTU
Position/Type	Rear left	Rear left	Rear left
Burner output	max. 12,500 BTU	max. 12,500 BTU	max. 10,000 BTU
Position/Type	Front right	Front right	Front right
Burner output	max. 19,500 BTU	max. 19,500 BTU	max. 19,500 BTU
Position/Type	Rear right	Rear right	Rear right
Burner output	max. 13,600 BTU	max. 13,600 BTU	max. 10,000 BTU
Position/Type	Center/M Pro grill	Center/M Pro infrared griddle	Front left center
Burner output	max. 19,000 BTU	max. 13,000 BTU	max. 19,500 BTU
Position/Type	–/–	–/–	Rear left center
Burner output	–	–	max. 13,600 BTU
Position/Type	–/–	–/–	Front right center
Burner output	–	–	max. 19,500 BTU
Position/Type	–/–	–/–	Rear right center
Burner output	–	–	max. 13,600 BTU
Oven features			
Convenience features			
Self Clean oven/Self Clean ready accessories	●/●	●/●	●/●
Soft Open/Soft Close/Favorites/Individual settings	●/●/20/●	●/●/20/●	●/●/20/●
Wireless Precision Probe/Crisp function	●/●	●/●	●/●
Operating modes			
Convection Bake/Intensive/Gentle Bake	●/●/●	●/●/●	●/●/●
Surround/Browning/Bake/Moisture plus (plumbed only)	●/●/●/●	●/●/●/●	●/●/●/●
MasterChef automatic program/MasterChef Plus automatic program	over 100/15	over 100/15	over 100/15
Broil/Maxi Broil/Convection Broil/Convection Roast/Auto Roast	●/●/●/●/●	●/●/●/●/●	●/●/●/●/●
Special modes (Defrost/Slow Roast/Reheat/Proof/Sabbath mode)	●/●	●/●	●/●
Cavity			
TwinPower Convection fans/Twin Convection fans/Power Convection fan	●/–/–	●/–/–	–/–/●
Speed heat (powerful bake and broil element)	–	–	–
Number of halogen lights in Convection Oven/Speed Oven	2/–	2/–	2/1
Number of shelf levels/Embossed numbers	6/●	6/●	5/●
Safety			
Cool-touch front/Safety shut-off	●/●	●/●	●/●
System lock/Door contact switch/Door lock during Self Clean	●/●/●	●/●/●	●/●/●
Speed Oven features			
Auto Roast/Broil/Convection Bake/Convection Broil/ MasterChef automatic program	–/–/–/–/–	–/–/–/–/–	●/●/●/●/over 100
Popcorn function/Minutes Plus function/Roast probe	–/–/–	–/–/–	●/●/●
PerfectClean stainless steel cavity/Foldable broiling element	–/–	–/–	●
Warming Drawer features			
Warm cups/Warm plates/Keeping food warm/Low temperature cooking	–/–/–/–	–/–/–/–	●/●/●/●
Push-to-Open mechanism	–	–	●
Technical data			
Dimensions in inches (W x H x D)	36" x 35 1/2" – 37" x 26 1/2"	36" x 35 1/2" – 37" x 26 1/2"	48" x 35 1/2" – 37" x 26 1/2"
Electrical requirements	208 V/240 V, 60 Hz, 30 Amps	208 V/240 V, 60 Hz, 30 Amps	208 V/240 V, 60 Hz, 50 Amps
Plug type	NEMA 14 – 30 plug	NEMA 14 – 30 plug	NEMA 14 – 50 plug
Plumbing for Moisture plus cooking	●	●	●
UMRP & MAP/Retail pricing	\$10,099/\$10,599	\$10,099/\$10,599	\$13,999/\$14,499
Material number			
Electric (208 V/240 V)/Induction	–/–	–/–	–/–
Natural Gas/Liquid Propane	10902400/–	10902410/10902420	10902430/10902440

*LP BTU output slightly different than listed NG BTU output.

Ranges

Product Overview



Model number	HR 1955-2 (w/ Grill)	HR 1956-2 (w/ Griddle)
Overview		
Width	48"	48"
Fuel type	Dual Fuel	Dual Fuel
G/LP	●/–	●/●
208 V/240 V	●/●	●/●
Convection Oven/Speed Oven/Warming Drawer	●/●/●	●/●/●
Design		
Controls	M Touch	M Touch
Number of cooking zones	6 + Grill	6 + Griddle
Precision knobs/Backlit/ComfortLift panel	●/●/●	●/●/●
Comfort handle/ComfortSwivel handle/CleanTouch Steel™ front	–/●/●	–/●/●
Rangetop features		
EasyClean Ceran surface/Variable cooking zones/Residual heat indicator/Auto heat-up	–/–/–/–	–/–/–/–
Booster/TwinBooster/Keeping warm function	–/–/–	–/–/–
ComfortClean dishwasher-safe grates	●	●
M Pro dual stacked burner system with TrueSimmer/Re-ignition	●/●	●/●
M Pro infrared grill (max. 19,000 BTU)/M Pro infrared griddle (max. 13,000 BTU)	●/–	–/●
Position/Type	Front left	Front left
Burner output	max. 19,500 BTU	max. 19,500 BTU
Position/Type	Rear left	Rear left
Burner output	max. 10,000 BTU	max. 10,000 BTU
Position/Type	Front right	Front right
Burner output	max. 19,500 BTU	max. 19,500 BTU
Position/Type	Rear right	Rear right
Burner output	max. 10,000 BTU	max. 10,000 BTU
Position/Type	Left center/M Pro grill	Left center/M Pro infrared griddle
Burner output	max. 19,000 BTU	max. 13,000 BTU
Position/Type	Front right center	Front right center
Burner output	max. 19,500 BTU	max. 19,500 BTU
Position/Type	Rear right center	Rear right center
Burner output	max. 13,600 BTU	max. 13,600 BTU
Position/Type	–/–	–/–
Burner output	–	–
Oven features		
Convenience features		
Self Clean oven/Self Clean ready accessories	●/●	●/●
Soft Open/Soft Close/Favorites/Individual settings	●/●/20/●	●/●/20/●
Wireless Precision Probe/Crisp function	●/●	●/●
Operating modes		
Convection Bake/Intensive/Gentle Bake	●/●/●	●/●/●
Surround/Browning/Bake/Moisture plus (plumbed only)	●/●/●/●	●/●/●/●
MasterChef automatic program/MasterChef Plus automatic program	over 100/15	over 100/15
Broil/Maxi Broil/Convection Broil/Convection Roast/Auto Roast	●/●/●/●/●	●/●/●/●/●
Special modes (Defrost/Slow Roast/Reheat/Proof)/Sabbath mode	●/●	●/●
Cavity		
TwinPower Convection fans/Twin Convection fans/Power Convection fan	–/–/●	–/–/●
Speed heat (powerful bake and broil element)	–	–
Number of halogen lights in Convection Oven/Speed Oven	2/1	2/1
Number of shelf levels/Embossed numbers	5/●	5/●
Safety		
Cool-touch front/Safety shut-off	●/●	●/●
System lock/Door contact switch/Door lock during Self Clean	●/●/●	●/●/●
Speed Oven features		
Auto Roast/Broil/Convection Bake/Convention Broil/MasterChef automatic program	●/●/●/●/over 100	●/●/●/●/over 100
Popcorn function/Minutes Plus function/Roast probe	●/●/●	●/●/●
PerfectClean stainless steel cavity/Foldable broiling element	●	●/●
Warming Drawer features		
Warm cups/Warm plates/Keeping food warm/Low temperature cooking	●/●/●/●	●/●/●/●
Push-to-Open mechanism	●	●
Technical data		
Dimensions in inches (W x H x D)	48" x 35 1/2" – 37" x 26 1/2"	48" x 35 1/2" – 37" x 26 1/2"
Electrical requirements	208 V/240 V, 60 Hz, 50 Amps	208 V/240 V, 60 Hz, 50 Amps
Plug type	NEMA 14 – 50 plug	NEMA 14 – 50 plug
Plumbing for Moisture plus cooking	●	●
UMRP & MAP/Retail pricing	\$14,699/\$15,199	\$14,699/\$15,199
Material number		
Electric (208 V/240 V)/Induction	–/–	–/–
Natural Gas/Liquid Propane	10902450/–	10902460/10902470

*LP BTU output slightly different than listed NG BTU output.

Range Ovens

Available Accessories

Model number	HR 1622-2	HR 1124	HR 1134-1	HR 1135-1
Standard accessories				
Wire Rack/Telescopic wire rack – Self-clean ready	1/1	1/1	1/1	1/1
PerfectClean Universal tray/ PerfectClean Grilling and Roasting insert	1/1	1/–	1/–	1/–
FlexiClips – Self Clean ready	–	–	–	–
PerfectClean Perforated Baking tray/Glass tray	1/–	–/–	–/–	–/–
Griddle-Grill Cover	–	–	–	RGGC1000
Side runners – Self Clean ready	●	●	●	●
Island Trim	–	●	●	●
Optional accessories				
12" Backguard	–	RBGAG1230	RBGAG1236	RBGAG1236
20" Backguard	–	RBGAG2030	RBGAG2036	RBGAG2036
Range Wok Ring	–	RWR1000	RWR1000	RWR1000

Model number	HR 1724	HR 1924-2	HR 1934-2	HR 1935-2
Standard accessories				
Wire Rack/Telescopic wire rack – Self-clean ready	1/1	2/1	2/1	2/1
PerfectClean Universal tray/ PerfectClean Grilling and Roasting insert	1/–	1/1	1/1	1/1
FlexiClips – Self Clean ready	–	–	–	–
PerfectClean Perforated Baking tray/Glass tray	–/–	1/–	1/–	1/–
Griddle-Grill Cover	–	–	–	RGGC1000
Side runners – Self Clean ready	●	●	●	●
Island Trim	–	●	●	●
Optional accessories				
12" Backguard	–	RBGDF1230	RBGDF1236	RBGDF1236
20" Backguard	–	RBGDF2030	RBGDF2036	RBGDF2036
Range Wok Ring	–	RWR1000	RWR1000	RWR1000

Model number	HR 1954-2	HR 1955-2	HR 1956-2	
Standard accessories				
Wire Rack/Telescopic wire rack – Self-clean ready	3/–	3/–	3/–	
PerfectClean Universal tray/ PerfectClean Grilling and Roasting insert	1/1	1/1	1/1	
FlexiClips – Self Clean ready	2	2	2	
PerfectClean Perforated Baking tray/Glass tray	1/2	1/2	1/2	
Griddle-Grill Cover	–	RGGC1000	RGGC1000	
Side runners – Self Clean ready	●	●	●	
Island Trim	●	●	●	
Optional accessories				
12" Backguard	RBGDF1248	RBGDF1248	RBGDF1248	
20" Backguard	RBGDF2048	RBGDF2048	RBGDF2048	
Range Wok Ring	RWR1000	RWR1000	RWR1000	



Rangetop Highlights

Exclusive Features For Gourmet Results

M Pro Infrared Griddle

Experience Miele's precise M Pro infrared griddle, delivering even heat distribution for superior performance. From french toast, pancakes, eggs, fish or steaks, professional results can be achieved in the convenience of your home.



ComfortClean Dishwasher-Safe Grates

When it's time for clean-up, simply place the dishwasher-safe grates in your dishwasher.



M Pro Grill

Grilling has never been easier indoors; achieve perfect, even results with Miele's powerful M Pro grill option.



TrueSimmer Function

Achieving the perfect temperature and even heat for simmering is easy with this function. Whether you are melting chocolate or thickening a sauce, this feature allows for gentle, slow, precise cooking.



Backlit Precision Knobs

This elegant design feature is not only a useful visual cue for a burner-in-use, but also a design element that sets Miele apart. And with QuickStart, there's no need to press or hold the control in order to switch the burners on.



Clean Touch Steel™ Front

Our innovative finish resists fingerprints, scratches and smudges, keeping the exterior cleaner and easier to maintain.

Rangetops

Product Overview



Model number	KMR 1124	KMR 1134-1	KMR 1135-1 (w/ Grill)
Width	30"	36"	36"
G/LP	●/●	●/●	●/-
Design			
Precision knobs/Backlit	●/●	●/●	●/●
CleanTouch Steel™ front	●	●	●
Continuous grate design	●	●	●
Cooking zones			
Number of cooking zones	4	6	4 + Grill
M Pro dual stacked burner system	●	●	●
TrueSimmer function	●	●	●
M Pro infrared grill (max. 19,000 BTU)	-	-	●
M Pro infrared griddle (max. 13,000 BTU)	-	-	-
Position/Type	Front left	Front left	Front left
Burner output	max. 19,500 BTU	max. 19,500 BTU	max. 19,500 BTU
Position/Type	Rear left	Rear left	Rear left
Burner output	max. 12,500 BTU	max. 12,500 BTU	max. 12,500 BTU
Position/Type	Front right	Front right	Front right
Burner output	max. 19,500 BTU	max. 19,500 BTU	max. 19,500 BTU
Position/Type	Rear right	Rear right	Rear right
Burner output	max. 19,500 BTU	max. 13,600 BTU	max. 13,600 BTU
Position/Type	-/-	Front center	Center/M Pro grill
Burner output	-	max. 19,500 BTU	max. 19,000 BTU
Position/Type	-/-	Rear center	-/-
Burner output	-	max. 13,600 BTU	-
Position/Type	-/-	-/-	-/-
Burner output	-	-	-
Position/Type	-/-	-/-	-/-
Burner output	-	-	-
Convenience features			
QuickStart (fast ignition)	●	●	●
ComfortClean dishwasher-safe grates	●	●	●
Safety			
Re-ignition	●	●	●
Technical data			
Appliance dimensions in inches (W x H x D)	30" x 7 1/2" x 26 1/2"	36" x 7 1/2" x 26 1/2"	36" x 7 1/2" x 26 1/2"
Electrical requirements	120 V, 60 Hz, 10 Amps	120 V, 60 Hz, 10 Amps	120 V, 60 Hz, 10 Amps
Plug type	NEMA 5 – 15 plug	NEMA 5 – 15 plug	NEMA 5 – 15 plug
Standard accessories			
Island Trim	●	●	●
Griddle-Grill Cover	-	-	RGGC1000
Optional accessories			
12" Backguard	RBGDF1230	RBGDF1236	RBGDF1236
20" Backguard	RBGDF2030	RBGDF2036	RBGDF2036
Range Wok Ring	RWR1000	RWR1000	RWR1000
UMRP & MAP/Retail pricing	\$3,499/\$3,699	\$4,299/\$4,499	\$4,699/\$4,899
Material Number			
Natural Gas/Liquid Propane	09812420/09812430	10833810/10833820	10833830/-

*LP BTU output slightly different than listed NG BTU output.

Rangetops

Product Overview



Model number	KMR 1136-1 (w/ Griddle)	KMR 1354-1	KMR 1355-1 (w/ Grill)
Width	36"	48"	48"
G/LP	●/●	●/●	●/–
Design			
Precision knobs/Backlit	●/●	●/●	●/●
CleanTouch Steel™ front	●	●	●
Continuous grate design	●	●	●
Cooking zones			
Number of cooking zones	4 + Griddle	8	6 + Grill
M Pro dual stacked burner system	●	●	●
TrueSimmer function	●	●	●
M Pro infrared grill (max. 19,000 BTU)	–	–	●
M Pro infrared griddle (max. 13,000 BTU)	●	–	–
Position/Type	Front left	Front left	Front left
Burner output	max. 19,500 BTU	max. 19,500 BTU	max. 19,500 BTU
Position/Type	Rear left	Rear left	Rear left
Burner output	max. 12,500 BTU	max. 10,000 BTU	max. 10,000 BTU
Position/Type	Front right	Front right	Front right
Burner output	max. 19,500 BTU	max. 19,500 BTU	max. 19,500 BTU
Position/Type	Rear right	Rear right	Rear right
Burner output	max. 13,600 BTU	max. 10,000 BTU	max. 10,000 BTU
Position/Type	Center/M Pro grill	Front left center	Left center/M Pro grill
Burner output	max. 13,000 BTU	max. 19,500 BTU	max. 19,000 BTU
Position/Type	–/–	Rear left center	Front right center
Burner output	–	max. 13,600 BTU	max. 19,500 BTU
Position/Type	–/–	Front right center	Rear right center
Burner output	–	max. 19,500 BTU	max. 13,600 BTU
Position/Type	–/–	Rear right center	–/–
Burner output	–	max. 13,600 BTU	–
Convenience features			
QuickStart (fast ignition)	●	●	●
ComfortClean dishwasher-safe grates	●	●	●
Safety			
Re-ignition	●	●	●
Technical data			
Appliance dimensions in inches (W x H x D)	36" x 7 1/2" x 26 1/2"	48" x 7 1/2" x 26 1/2"	48" x 7 1/2" x 26 1/2"
Electrical requirements	120 V, 60 Hz, 10 Amps	120 V, 60 Hz, 10 Amps	120 V, 60 Hz, 10 Amps
Plug type	NEMA 5 – 15 plug	NEMA 5 – 15 plug	NEMA 5 – 15 plug
Standard accessories			
Island Trim	●	●	●
Griddle-Grill Cover	RGGC1000	–	RGGC1000
Optional accessories			
12" Backguard	RBGDF1236	RBGDF1248	RBGDF1248
20" Backguard	RBGDF2036	RBGDF2048	RBGDF2048
Range Wok Ring	RWR1000	RWR1000	RWR1000
UMRP & MAP/Retail pricing	\$4,699/\$4,899	\$5,199/\$5,399	\$5,499/\$5,699
Material Number			
Natural Gas/ Liquid Propane	10833840/10833850	10833860/10833870	10833880/–

*LP BTU output slightly different than listed NG BTU output.

Rangetops

Product Overview



Model number	KMR 1356-1 (w/ Griddle)
Width	48"
G/LP	●/●
Design	
Precision knobs/Backlit	●/●
CleanTouch Steel™ front	●
Continuous grate design	●
Cooking zones	
Number of cooking zones	6 + Griddle
M Pro dual stacked burner system	●
TrueSimmer function	●
M Pro infrared grill (max. 19,000 BTU)	–
M Pro infrared griddle (max. 13,000 BTU)	●
Position/Type	Front left
Burner output	max. 19,500 BTU
Position/Type	Rear left
Burner output	max. 10,000 BTU
Position/Type	Front right
Burner output	max. 19,500 BTU
Position/Type	Rear right
Burner output	max. 10,000 BTU
Position/Type	Left center/M Pro infrared griddle
Burner output	max. 13,000 BTU
Position/Type	Front right center
Burner output	max. 19,500 BTU
Position/Type	Rear right center
Burner output	max. 13,600 BTU
Position/Type	–/–
Burner output	–
Convenience features	
QuickStart (fast ignition)	●
ComfortClean dishwasher-safe grates	●
Safety	
Re-ignition	●
Technical data	
Appliance dimensions in inches (W x H x D)	48" x 7 1/2" x 26 1/2"
Electrical requirements	120 V, 60 Hz, 10 Amps
Plug type	NEMA 5 – 15 plug
Standard accessories	
Island Trim	●
Griddle-Grill Cover	RGGC1000
Optional accessories	
12" Backguard	RBGDF1248
20" Backguard	RBGDF2048
Range Wok Ring	RWR1000
UMRP & MAP/Retail pricing	\$5,499/\$5,699
Material Number	
Natural Gas/ Liquid Propane	10833890/10833900

*LP BTU output slightly different than listed NG BTU output.





Range Hood Highlights

Exclusive Features For Gourmet Results

Dishwasher-Safe Stainless Steel Baffle Filters

Miele's high-quality stainless steel Baffle filters are extremely efficient in extracting steam and odors and capturing grease, all while handling the high power of the Blower. These Baffle filters are also very easy to maintain as they are dishwasher-safe and spring back into place.



LED ClearView Lighting

Specially developed for Miele Range Hoods, LED lighting shines a more natural light to highlight the pure color and texture of your food, but also saves energy. This long lasting LED lighting is tested to last the 20 year life cycle of your hood.

Recessed Knob Controls

Intuitive and easy-to-use hidden hood controls make operation effortless.



Auto-Vent Safety Sensor

A safety device which activates the hood's intensive setting when the exhaust temperature exceeds a certain temperature.



Miele CleanCover

Miele's unique CleanCover, a smooth liner inside the canopy, prevents exposure to live components, cables and sharp edges.



Handcrafted in Germany

Know-how and craftsmanship: our entire expert knowledge is poured into each and every ventilation hood, from development to the finished product.

Range Hoods

Product Overview



Model number	DAR 1220	DAR 1230	DAR 1250
Installation			
Width	30"	36"	48"
Range Wall Hood/Range Insert Hood	●/–	●/–	●/–
Venting type			
Vented/Recirculating	●/●	●/●	●/–
User convenience			
Recessed knob controls	●	●	●
Fan speeds (incl. intensive)	4	4	4
Hood interior with CleanCover	●	●	●
Dishwasher-safe grease collecting tray	●	●	●
Auto-vent safety sensor	●	●	●
Filter system			
Dishwasher-safe stainless steel baffle filters	2	3	4
Lighting			
LED ClearView lighting	●	●	●
Number x W	2 x 2 W	3 x 2 W	4 x 2 W
Technical data			
Canopy dimensions in inches (W x H x D)	30" x 18" x 24 1/16"	36" x 18" x 24 1/16"	48" x 18" x 24 1/16"
Electrical requirements	120 V, 60 Hz, 15 Amps	120 V, 60 Hz, 15 Amps	120 V, 60 Hz, 15 Amps
Plug type	NEMA 5-15 plus	NEMA 5-15 plus	NEMA 5-15 plus
Installation notes			
Vent connection top	●	●	●
DRIB XL 700 CFM internal blower – sold separately Diameter of ducting in inches (mm) – 8" (200 mm)	●	●	–
DRIB XXL 1100 CFM internal blower – sold separately Diameter of ducting in inches (mm) – 10" (250 mm)	–	●	●
DREB XL 700 CFM external blower – sold separately Diameter of ducting in inches (mm) – 8" (200 mm)	●	●	–
DREB XXL 1100 CFM external blower – sold separately Diameter of ducting in inches (mm) – 10" (250 mm)	–	●	●
Standard accessories			
Non-return flap	●	●	●
Optional accessories			
6" Duct cover	DRDC 3006	DRDC 3606	DRDC 4806
12" Duct cover	DRDC 3012	DRDC 3612	DRDC 4812
18" Duct cover	DRDC 3018	DRDC 3618	DRDC 4818
24" Duct cover	DRDC 3024	DRDC 3624	DRDC 4824
Recirculating kit	DRUU 30*	DRUU 36*	–
OdorFree charcoal filter	DKF 23-1	DKF 24-1	–
Backsplash	RBS30	RBS36	RBS48
UMRP & MAP/Retail pricing	\$2,199/\$2,299	\$2,299/\$2,399	\$2,499/\$2,599
Material number			
Badged	09753400	09753410	09753430
Unbadged	10154850	10154860	10154870

Range Hoods

Product Overview



Model number	DAR 1260
Installation	
Width	60"
Range Wall Hood/Range Insert Hood	●/–
Venting type	
Vented/Recirculating	●/–
User convenience	
Recessed knob controls	●
Fan speeds (incl. intensive)	4
Hood interior with CleanCover	●
Dishwasher-safe grease collecting tray	●
Auto-vent safety sensor	●
Filter system	
Dishwasher-safe stainless steel baffle filters	4
Lighting	
LED ClearView lighting	●
Number x W	4 x 2 W
Technical data	
Canopy dimensions in inches (W x H x D)	60" x 18" x 24 1/16"
Electrical requirements	120 V, 60 Hz, 15 Amps
Plug type	NEMA 5-15 plus
Installation notes	
Vent connection top	●
DRIB XL 700 CFM internal blower – sold separately Diameter of ducting in inches (mm) – 8" (200 mm)	–
DRIB XXL 1100 CFM internal blower – sold separately Diameter of ducting in inches (mm) – 10" (250 mm)	●
DREB XL 700 CFM external blower – sold separately Diameter of ducting in inches (mm) – 8" (200 mm)	–
DREB XXL 1100 CFM external blower – sold separately Diameter of ducting in inches (mm) – 10" (250 mm)	●
Standard accessories	
Non-return flap	●
Optional accessories	
6" Duct cover	DRDC 6006
12" Duct cover	DRDC 6012
18" Duct cover	DRDC 6018
24" Duct cover	DRDC 6024
Recirculating kit	–
OdorFree charcoal filter	–
Backsplash	–
UMRP & MAP/Retail pricing	\$2,899/\$2,999
Material number	
Badged	10395290
Unbadged	–

Range Hoods

Product Overview



Model number	DAR 1120	DAR 1130	DAR 1150
Installation			
Width	approx. 30"	approx. 36"	approx. 48"
Range Wall Hood/Range Insert Hood	–/●	–/●	–/●
Venting type			
Vented/Recirculating	●/–	●/–	●/–
User convenience			
Recessed knob controls	●	●	●
Fan speeds (incl. intensive)	4	4	4
Hood interior with CleanCover	●	●	●
Dishwasher-safe grease collecting tray	●	●	●
Auto-vent safety sensor	●	●	●
Filter system			
Dishwasher-safe stainless steel baffle filters	2	3	4
Lighting			
LED ClearView lighting	●	●	●
Number x W	2 x 2 W	3 x 2 W	4 x 2 W
Technical data			
Canopy dimensions in inches (W x H x D)	27 1/2" x 17 11/16" x 22 13/16"	33 7/16" x 17 11/16" x 22 13/16"	45 1/2" x 17 11/16" x 22 13/16"
Electrical requirements	120 V, 60 Hz, 15 Amps	120 V, 60 Hz, 15 Amps	120 V, 60 Hz, 15 Amps
Plug type	NEMA 5-15 plus	NEMA 5-15 plus	NEMA 5-15 plus
Installation notes			
Vent connection top	●	●	●
DRIB XL 700 CFM internal blower – sold separately Diameter of ducting in inches (mm) – 8" (200 mm)	●	●	–
DRIB XXL 1100 CFM internal blower – sold separately Diameter of ducting in inches (mm) – 10" (250 mm)	–	●	●
DREB XL 700 CFM external blower – sold separately Diameter of ducting in inches (mm) – 8" (200 mm)	●	●	–
DREB XXL 1100 CFM external blower – sold separately Diameter of ducting in inches (mm) – 10" (250 mm)	–	●	●
Standard accessories			
Non-return flap	●	●	●
Optional accessories			
6" Duct cover	–	–	–
12" Duct cover	–	–	–
18" Duct cover	–	–	–
24" Duct cover	–	–	–
Recirculating kit	–	–	–
OdorFree charcoal filter	–	–	–
Backsplash	RBS30	RBS36	RBS48
UMRP & MAP/Retail pricing	\$1,499/\$1,599	\$1,599/\$1,699	\$1,699/\$1,799
Material number	09753460	09753480	09753510



Range Accessories

Product Overview



PerfectClean Universal Tray HUBB 30-1

With PerfectClean finish

- Ideal for multi-purpose baking
- Use as a drip tray for meat juices/fat as a result from roasting and grilling
- To be used together with the grilling and roasting inserts when roasting
- For positioning on the wire rack
- For all Ranges

Material Number: 09811950

UMRP/MAP: \$119

Retail Pricing: \$119



PerfectClean Perforated Baking Tray HBBL 71

With PerfectClean finish

- For crispy cakes, biscuits, pastries, breads, rolls, french fries and pizza with a crust
- Also for baking - particularly in Moisture Plus mode
- For positioning on the wire rack
- For all Ranges

Material Number: 09520620

UMRP/MAP: \$99

Retail Pricing: \$99



PerfectClean Grilling and Roasting Insert - HGBB 30-1

With PerfectClean finish

- Meat juices or grease do not burn onto the surface; good for delicious sauce
- For positioning on top of the PerfectClean Universal Tray
- For all Ranges

Material Number: 09811960

UMRP/MAP: \$99

Retail Pricing: \$99

48" Range - M Touch Speed Oven Accessories



Glass Tray HGS100


Ideal for bakes, gratins and cakes

- Faster and more even baking results than on a baking tray
- Enables continuous monitoring of baking process
- For Speed Ovens

Material Number: 04317620

UMRP/MAP: \$149

Retail Pricing: \$149



Wire Rack

- For positioning into side runners
- For Speed Ovens


Material Number: 06881872

UMRP/MAP: \$79

Retail Pricing: \$79

Range Accessories

Product Overview



Wire Rack - Self Clean Ready HBBR 30-2


Self Clean ready

- For positioning into side runners
- For all 30" Ranges

Material Number: 09811970

UMRP/MAP: \$149

Retail Pricing: \$149



Wire Rack - Self Clean Ready HBBR 36-2


Self Clean ready

- For positioning into side runners
- For all 36" Ranges

Material Number: 09858830

UMRP/MAP: \$149

Retail Pricing: \$149



Wire Rack - Self Clean Ready HBB 48-2

Self Clean ready

- For positioning into side runners
- For all 48" Ranges

Material Number: 09858840

UMRP/MAP: \$149

Retail Pricing: \$149



Telescopic Wire Rack - Self Clean Ready HFCBBR 30-2

Self Clean ready

- Simple to attach to side runners
- Convenient access to oven inserts and racks on every single level through easy gliding
- Telescopic racks are connected to wire rack
- For all 30" Ranges

Material Number: 09811980

UMRP/MAP: \$259

Retail Pricing: \$259



Telescopic Wire Rack - Self Clean Ready HFCBBR 36-2

Self Clean ready

- Simple to attach to side runners
- Convenient access to oven inserts and racks on every single level through easy gliding
- Telescopic racks are connected to wire rack
- For all 36" Ranges

Material Number: 09858850

UMRP/MAP: \$259

Retail Pricing: \$259



FlexiClips - Self Clean Ready HFC 92

Self Clean ready

- Convenient access to oven inserts and racks on every single level through easy gliding
- Only telescopic runners
- For all 48" Ranges

Material Number: 09520710

UMRP/MAP: \$199

Retail Pricing: \$199

Range Accessories

Product Overview



Gourmet Casserole HUB 62-22

For ovens, combi-steam ovens and induction cooktops

- Made from die-cast aluminum with high-quality non-sticking coating
- Casserole lid can be ordered separately
- Dimensions in W x D x H: 16.6" x 10.1" x 3.4"

Material Number: 10314280
UMRP/MAP: \$229
Retail Pricing: \$229



Gourmet Casserole HUB 62-35

For ovens and combi-steam ovens

- Made from die-cast aluminum with high-quality non-sticking coating
- Casserole lid can be ordered separately
- Dimensions in W x D x H: 16.6" x 14.8" x 3.4"

Material Number: 10314300
UMRP/MAP: \$269
Retail Pricing: \$269



Induction Casserole HUB 5001-XL

For ovens and combi-steam ovens

- Made from die-cast aluminum with high-quality non-sticking coating
- Casserole lid can be ordered separately
- Dimensions in W x D x H: 17.6" x 15.2" x 3.4"

Material Number: 10314310
UMRP/MAP: \$269
Retail Pricing: \$269



Gourmet Casserole Dish Lid HBD 60-22

For Miele casserole dishes HUB 62-22

- Not supplied with casserole dishes
- Made from high-quality stainless steel
- Not suitable for Speed Ovens or when grilling

Material Number: 05136950
UMRP/MAP: \$99
Retail Pricing: \$99



Larger Gourmet Casserole Dish Lid HBD 60-35

For Miele HUB 62-35 and HUB 5001-XL casserole dishes

- Not supplied with casserole dishes
- Made from high-quality stainless steel
- Not suitable for Speed Ovens or when grilling

Material Number: 05136960
UMRP/MAP: \$119
Retail Pricing: \$119

Range / Rangetop Accessories

Product Overview



12" Backguard 30" All Gas RBGAG1230

For the combination with a All Gas Range

- Suitable for 30" All Gas Ranges
- 12" high and 30" wide
- Made from high-quality brushed stainless steel

Material Number: 09908710

UMRP/MAP: \$279

Retail Pricing: \$279



12" Backguard 36" All Gas RBGAG1236

For the combination with a All Gas Range

- Suitable for 36" All Gas Ranges
- 12" high and 36" wide
- Made from high-quality brushed stainless steel

Material Number: 09908730

UMRP/MAP: \$299

Retail Pricing: \$299



20" Backguard 30" All Gas RBGAG2030

For the combination with a All Gas Range

- Suitable for 30" All Gas Ranges
- 20" high and 30" wide
- Made from high-quality brushed stainless steel

Material Number: 09908740

UMRP/MAP: \$329

Retail Pricing: \$329



20" Backguard 36" All Gas RBGAG2036

For the combination with a All Gas Range

- Suitable for 36" All Gas Ranges
- 20" high and 36" wide
- Made from high-quality brushed stainless steel

Material Number: 09908750

UMRP/MAP: \$349

Retail Pricing: \$349



12" Backguard 30" Dual Fuel/Rangetop RBGDF1230

For the combination with a Dual Fuel Range or Rangetop

- Suitable for 30" Dual Fuel Ranges or Rangetops
- 12" high and 30" wide
- Made from high-quality brushed stainless steel

Material Number: 09908760

UMRP/MAP: \$279

Retail Pricing: \$279



12" Backguard 36" Dual Fuel/Rangetop RBGDF1236

For the combination with a Dual Fuel Range or Rangetop

- Suitable for 36" Dual Fuel Ranges or Rangetops
- 12" high and 36" wide
- Made from high-quality brushed stainless steel

Material Number: 09908770

UMRP/MAP: \$299

Retail Pricing: \$299



12" Backguard 48" Dual Fuel/Rangetop RBGDF1248

For the combination with a Dual Fuel Range or Rangetop

- Suitable for 48" Dual Fuel Ranges
- 12" high and 48" wide
- Made from high-quality brushed stainless steel

Material Number: 09908790

UMRP/MAP: \$339

Retail Pricing: \$339



20" Backguard 30" Dual Fuel/Rangetop RBGDF2030

For the combination with a Dual Fuel Range or Rangetop

- Suitable for 30" Dual Fuel Ranges or Rangetops
- 20" high and 30" wide
- Made from high-quality brushed stainless steel

Material Number: 09908860

UMRP/MAP: \$329

Retail Pricing: \$329



20" Backguard 36" Dual Fuel/Rangetop RBGDF2036

For the combination with a Dual Fuel Range or Rangetop

- Suitable for 36" Dual Fuel Ranges or Rangetops
- 20" high and 36" wide
- Made from high-quality brushed stainless steel

Material Number: 09908900

UMRP/MAP: \$349

Retail Pricing: \$349

Range / Rangetop Accessories

Product Overview



20" Backguard 48" Dual Fuel/Rangetop RBGDF2048

For the combination with a Dual Fuel Range or Rangetop

- Suitable for 48" Dual Fuel Ranges or Rangetops
- 20" high and 48" wide
- Made from high-quality brushed stainless steel

Material Number: 09908910

UMRP/MAP: \$389

Retail Pricing: \$389



Backsplash (30" width) RBS30

For the combination with a Dual Fuel Range Hood and a Range/Rangetop

- Flat stainless-steel panel to protect the wall between Range Hood and Range/Rangetop
- Suitable for 30" Range/Rangetops
- 40" high and 30" wide
- Made from high-quality brushed stainless steel

Material Number: 09908930

UMRP/MAP: \$199

Retail Pricing: \$199



Backsplash (36" width) RBS36

For the combination with a Range Hood and a Range/Rangetop

- Flat stainless-steel panel to protect the wall between Range Hood and Range/Rangetop
- Suitable for 36" Range/Rangetops
- 40" high and 36" wide
- Made from high-quality brushed stainless steel

Material Number: 09909090

UMRP/MAP: \$249

Retail Pricing: \$249



Backsplash (48" width) RBS48

For the combination with a Range Hood and a Range/Rangetop

- Flat stainless-steel panel to protect the wall between Range Hood and Range/Rangetop
- Suitable for 48" Range/Rangetops
- 40" high and 48" wide
- Made from high-quality brushed stainless steel

Material Number: 09909100

UMRP/MAP: \$299

Retail Pricing: \$299



Griddle-Grill Cover RGGC1000

For Ranges and Rangetops

- To cover grill/griddle
- For covering the burners on the left and right side when using the grill or griddle
- For a uniform and uncluttered look and for protection against grease splashes
- Made from high-quality brushed stainless steel
- Easy to clean with Miele's stainless steel cleaner

Material Number: 09974610

UMRP/MAP: \$199

Retail Pricing: \$199



Wok Ring RWR1000

For Ranges and Rangetops

- Made from high-quality, mat black enamelled cast iron
- For securely resting woks
- Dishwasher-safe

Material Number: 09974600

UMRP/MAP: \$89

Retail Pricing: \$89

Range Wall / Insert Hood Accessories

Product Overview



6" Duct Cover (30" width) DRDC3006

For concealing the ducting and for adjusting the height to the wall unit

- Suitable for DAR 1220 Range Wall Hood
- 6" high and 30" wide
- Made from high-quality brushed stainless steel
- Can be combined with all other 30" wide Duct Covers

Material Number: 09764550
UMRP/MAP: \$369
Retail Pricing: \$369



12" Duct Cover (30" width) DRDC3012

For concealing the ducting and for adjusting the height to the wall unit

- Suitable for DAR 1220 Range Wall Hood
- 12" high and 30" wide
- Made from high-quality brushed stainless steel
- Can be combined with all other 30" wide Duct Covers

Material Number: 09764560
UMRP/MAP: \$389
Retail Pricing: \$389



18" Duct Cover (30" width) DRDC3018

For concealing the ducting and for adjusting the height to the wall unit

- Suitable for DAR 1220 Range Wall Hood
- 18" high and 30" wide
- Made from high-quality brushed stainless steel
- Can be combined with all other 30" wide Duct Covers

Material Number: 09764570
UMRP/MAP: \$409
Retail Pricing: \$409



24" Duct Cover (30" width) DRDC3024

For concealing the ducting and for adjusting the height to the wall unit

- Suitable for DAR 1220 Range Wall Hood
- 24" high and 30" wide
- Made from high-quality brushed stainless steel
- Can be combined with all other 30" wide Duct Covers

Material Number: 09764590
UMRP/MAP: \$459
Retail Pricing: \$459



6" Duct Cover (36" width) DRDC3606

For concealing the ducting and for adjusting the height to the wall unit

- Suitable for DAR 1230 Range Wall Hood
- 6" high and 36" wide
- Made from high-quality brushed stainless steel
- Can be combined with all other 36" wide Duct Covers

Material Number: 09764610
UMRP/MAP: \$369
Retail Pricing: \$369



12" Duct Cover (36" width) DRDC3612

For concealing the ducting and for adjusting the height to the wall unit

- Suitable for DAR 1230 Range Wall Hood
- 12" high and 36" wide
- Made from high-quality brushed stainless steel
- Can be combined with all other 36" wide Duct Covers

Material Number: 09764630
UMRP/MAP: \$389
Retail Pricing: \$389



18" Duct Cover (36" width) DRDC3618

For concealing the ducting and for adjusting the height to the wall unit

- Suitable for DAR 1230 Range Wall Hood
- 18" high and 36" wide
- Made from high-quality brushed stainless steel
- Can be combined with all other 36" wide Duct Covers

Material Number: 09764640
UMRP/MAP: \$409
Retail Pricing: \$409



24" Duct Cover (36" width) DRDC3624

For concealing the ducting and for adjusting the height to the wall unit

- Suitable for DAR 1230 Range Wall Hood
- 24" high and 36" wide
- Made from high-quality brushed stainless steel
- Can be combined with all other 36" wide Duct Covers

Material Number: 09764660
UMRP/MAP: \$459
Retail Pricing: \$459



6" Duct Cover (48" width) DRDC4806

For concealing the ducting and for adjusting the height to the wall unit

- Suitable for DAR 1250 Range Wall Hood
- 6" high and 48" wide
- Made from high-quality brushed stainless steel
- Can be combined with all other 48" wide Duct Covers

Material Number: 09764650
UMRP/MAP: \$369
Retail Pricing: \$369

Range Wall / Insert Hood Accessories

Product Overview



12" Duct Cover (48" width)
DRDC4812

For concealing the ducting and for adjusting the height to the wall unit

- Suitable for DAR 1250 Range Wall Hood
- 12" high and 48" wide
- Made from high-quality brushed stainless steel
- Can be combined with all other 48" wide Duct Covers

Material Number: 09764670
UMRP/MAP: \$389
Retail Pricing: \$389



18" Duct Cover (48" width)
DRDC4818

For concealing the ducting and for adjusting the height to the wall unit

- Suitable for DAR 1250 Range Wall Hood
- 18" high and 48" wide
- Made from high-quality brushed stainless steel
- Can be combined with all other 48" wide Duct Covers

Material Number: 09764680
UMRP/MAP: \$409
Retail Pricing: \$409



24" Duct Cover (48" width)
DRDC4824

For concealing the ducting and for adjusting the height to the wall unit

- Suitable for DAR 1250 Range Wall Hood
- 24" high and 48" wide
- Made from high-quality brushed stainless steel
- Can be combined with all other 48" wide Duct Covers

Material Number: 09764690
UMRP/MAP: \$459
Retail Pricing: \$459



6" Duct Cover (60" width)
DRDC 6006

For concealing the ducting and for adjusting the height to the wall unit

- Suitable for DAR 1260 Range Wall Hood
- 6" high and 60" wide
- Made from high-quality brushed stainless steel
- Can be combined with all other 48" wide Duct Covers

Material Number: 10533560
UMRP/MAP: \$369
Retail Pricing: \$369



12" Duct Cover (60" width)
DRDC 6012

For concealing the ducting and for adjusting the height to the wall unit

- Suitable for DAR 1260 Range Wall Hood
- 12" high and 60" wide
- Made from high-quality brushed stainless steel
- Can be combined with all other 48" wide Duct Covers

Material Number: 10533570
UMRP/MAP: \$389
Retail Pricing: \$389



18" Duct Cover (60" width)
DRDC 6018

For concealing the ducting and for adjusting the height to the wall unit

- Suitable for DAR 1260 Range Wall Hood
- 18" high and 60" wide
- Made from high-quality brushed stainless steel
- Can be combined with all other 48" wide Duct Covers

Material Number: 10533580
UMRP/MAP: \$409
Retail Pricing: \$409



24" Duct Cover (60" Width)
DRDC 6024

For concealing the ducting and for adjusting the height to the wall unit

- Suitable for DAR 1260 Range Wall Hood
- 24" high and 60" wide
- Made from high-quality brushed stainless steel
- Can be combined with all other 48" wide Duct Covers

Material Number: 10533590
UMRP/MAP: \$459
Retail Pricing: \$459



700 CFM Internal Blower
DRIB XL

Internal blower

- Suitable for DAR 1220 and DAR 1230 as well as DAR 1120 and DAR 1130 Range Hood
- XL Blower with output of 700 CFM
- Required for installed Range Hood appliances with Internal Blower

Material Number: 09764830
UMRP/MAP: \$699
Retail Pricing: \$699



1100 CFM Internal Blower
DRIB XXL

Internal blower

- Suitable for DAR 1230 and DAR 1250 as well as DAR 1130 and DAR 1150 Range Hood
- XL Blower with output of 1100 CFM
- Required for installed Range Hood appliances with Internal Blower

Material Number: 09764910
UMRP/MAP: \$749
Retail Pricing: \$749

Range Wall Hood Accessories

Product Overview



700 CFM External Blower DREB XL

External blower

- Suitable for DAR 1220 and DAR 1230 as well as DAR 1120 and DAR 1130 Range Hood
- XL Blower with output of 700 CFM
- Required for installed Range Hood appliances with External Blower

Material Number: 09764930

UMRP/MAP: \$949

Retail Pricing: \$949



1100 CFM External Blower DREB XXL


External blower

- Suitable for DAR 1230 and DAR 1250 as well as DAR 1130 and DAR 1150 Range Hood
- XXL Blower with nominal output of 1100 CFM
- Required for installed Range Hood appliances with External Blower

Material Number: 09764940

UMRP/MAP: \$1,049

Retail Pricing: \$1,049



Recirculation Kit (30" width) DRUU30


Kit for conversion of a Range Wall Hood to recirculation mode

- For using the Range Wall Hood in recirculating
- Suitable for DAR 1220 Range Wall Hood
- Set consists of recirculating duct cover, casing for filters and OdorFree charcoal filter
- Simple installation of charcoal filter: installation of casing behind the Baffle filter

Material Number: 09764700

UMRP/MAP: \$489

Retail Pricing: \$489



Recirculation Kit (36" width) DRUU36


Kit for conversion of a Range Wall Hood to recirculation mode

- For using the Range Wall Hood in recirculating
- Suitable for DAR 1230 Range Wall Hood
- Set consists of recirculating duct cover, casing for filters and OdorFree charcoal filter
- Simple installation of charcoal filter: installation of casing behind the Baffle filter

Material Number: 09764750

UMRP/MAP: \$529

Retail Pricing: \$529



Rear-Venting Adapter DRRV 1200

Allows the Range Hood to vent from the rear instead of the top.

- Suitable for all Range Wall Hoods and Range Insert Hoods

Material Number: 10406330

UMRP/MAP: \$199

Retail Pricing: \$199



OdorFree Charcoal Filter DKF 23-1

For Recirculation Kit DRUU30

- Contents: 2 filters

Material Number: 09812040

UMRP/MAP: \$119

Retail Pricing: \$119

Range Dishwasher Kit



OdorFree Charcoal Filter DKF 24-1

For Recirculation Kit DRUU36

- Contents: 3 filters

Material Number: 09812050

UMRP/MAP: \$149

Retail Pricing: \$149



Range Dishwasher Kit

- The panel and handle combination fits any full-size Vi Dishwasher in our assortment and will harmoniously match the design of the Miele Range
- Includes the Miele badge featured on the Range, as well as the ComfortSwivel handle
- Ranges Front GFVi 616/77-1

Material Number: 10008490

UMRP/MAP: \$299

Retail Pricing: \$299



Oven Highlights

Exclusive Features for Gourmet Results

Moisture Plus

Each type of food has its own specific properties. Knowing them and making the most of them is the true art of cooking. In the past, bakers held the monopoly on preparing the perfect bread and rolls. Now you can too, in a Miele oven with Moisture plus. Increasing the humidity in the oven optimizes the cooking of a variety of foods: soft bread with a shiny, appetizing crust; dinner rolls and croissants as if from the local baker; succulent, tender meat with a nicely browned crust, perfect casseroles, delicious pastries and so much more.



Wireless Precision Probe

Exclusive and unique in our M Touch Ovens: 4 measuring points provides correct-to-the-minute information on how long a program has to run. With a wireless connection, the roast probe is extremely safe to use as you can insert it outside of the oven.

MasterChef Plus Automatic Programs

Found in the Gourmet Center, 15 Automatic bread programs bake as if from a bakery, guiding you to the correct mode, temperature, time and integration of Moisture plus to create the perfect bread.

MasterChef Automatic Programs

Found in the Gourmet Center, choose from over 100 easy-to-use programs for items such as baked goods, pizza, turkey and much more making preparation a breeze. Miele will deliver menu options that guide you step-by-step to the desired oven mode and temperature to create the perfect dish.

TwinPower Convection Fans

Two convection fans inside the oven provide rapid heat-up of the oven and optimum hot air distribution. The oven is quickly ready for use.

Telescopic Wire Rack - Self Clean Ready

Flexible and safe: handle dishes with ease as the rack slides easily out of the oven. Telescopic wire rack is also Self Clean ready, making clean-up a breeze.

Ovens

Product Overview



Model number	H 6281 BP	H 6180 BP	H 6280 BP
Built-in			
Width	30" (76 cm)	30" (76 cm)	30" (76 cm)
Design			
PureLine/ContourLine	●/–	–/●	●/–
Silhouette handle/Comfort handle/ComfortSwivel handle	●/–/–	–/●/–	●/–/–
Controls	DirectSelect	DirectSelect	DirectSelect
Convenience features			
Precise electronic temperature control	85 – 570°F	85 – 570°F	85 – 570°F
Wireless Precision Probe/Roast probe	–/–	–/–	–/–
Crisp function	–	–	–
Operating modes			
Convection Bake/Intensive/Gentle Bake/Defrost	●/●/●/●	●/●/●/●	●/●/●/●
Surround/Bake/Maxi Broil/Convection Broil	●/●/–/●	●/●/–/●	●/●/–/●
Moisture plus (plumbed only)	–	–	–
MasterChef Plus automatic programs	–	–	–
MasterChef automatic programs	–	–	–
Convection Roast/Surround Roast/Broil/Browning	–/–/–/–	–/–/–/–	–/–/–/–
Slow Roasting/AutoRoast/Sabbath Program	–/–/–	–/–/–	–/–/–
User convenience			
Timed steam bursts programmable	–	–	–
Time display/Date display	●/–	●/–	●/–
Timer/Time saver (in the event of power failure)	●/200 hours	●/200 hours	●/200 hours
Delay start/Automatic shut off	●/●	●/●	●/●
Current temperature display/Default temperatures	●/●	●/●	●/●
Favorites/Individual settings	–/●	–/●	–/●
Door			
CleanGlass door/Door contact switch	●/●	●/●	●/●
Soft Open/Soft Close	●/●	●/●	●/●
Cavity			
TwinPower Convection fans	●	●	●
Number of shelf levels/Embossed numbers	6/●	6/●	6/●
Number of halogen lights	2	2	2
Cleaning convenience			
Clean Touch Steel™ front	●	●	●
PerfectClean enamel interior	–	–	–
Self Clean oven	●	●	●
Catalyzer heated/Unheated	–/●	–/●	–/●
Efficiency and sustainability			
Residual heat utilization/Rapid Pre-Heat	–/●	–/●	–/●
Safety			
Cool-touch front	●	●	●
Safety shut-off/Child-safety lock	●/●	●/●	●/●
Technical data			
Appliance dimensions in inches (W x H x D)	29 13/16" x 28 5/8" x 24 5/8"	29 13/16" x 28 5/8" x 24 5/8"	29 13/16" x 28 5/8" x 24 5/8"
Electrical requirements	208/240 V, 60 Hz, 30 Amps	208/240 V, 60 Hz, 30 Amps	208/240 V, 60 Hz, 30 Amps
Plug type	NEMA 14-30 plug	NEMA 14-30 plug	NEMA 14-30 plug
Water connection requirements	–	–	–
Hose connection	–	–	–
Standard accessories			
Wire rack with PerfectClean/Self-clean ready	1/–	–/1	–/1
Telescopic wire rack – Self-clean ready	–	1	1
Side runners with PerfectClean/Self-clean ready	●/–	–/●	–/●
PerfectClean Baking tray/PerfectClean Universal tray	1/–	–/1	–/1
PerfectClean Perforated Baking tray	–	–	–
PerfectClean Grilling and Roasting Insert	–	–	–
UMRP & MAP/Retail pricing	\$2,999/\$3,199	\$3,999/\$4,199	\$3,999/\$4,199
Material number			
Clean Touch Steel™	10773320	09769420	09769440
Brilliant White	–	–	09863740
Obsidian Black	–	–	09863620
Graphite Grey	–	–	–

Ovens

Product Overview



Model number	H 6560 B	H 6560 BP	H 6580 BP
Built-in			
Width	24" (60 cm)	24" (60 cm)	30" (76 cm)
Design			
PureLine/ContourLine	–/●	–/●	–/●
Silhouette handle/Comfort handle/ComfortSwivel handle	–/–/●	–/–/●	–/–/●
Controls	SensorTronic	SensorTronic	SensorTronic
Convenience features			
Precise electronic temperature control	85 – 570°F	85 – 570°F	85 – 570°F
Wireless Precision Probe/Roast probe	–/●	–/●	–/●
Crisp function	–	–	–
Operating modes			
Convection Bake/Intensive/Gentle Bake/Defrost	●/●/●/●	●/●/●/●	●/●/●/●
Surround/Bake/Maxi Broil/Convection Broil	●/●/–/●	●/●/–/●	●/●/–/●
Moisture plus (plumbed only)	–	–	–
MasterChef Plus automatic programs	–	–	–
MasterChef automatic programs	over 100 programs	over 100 programs	over 100 programs
Convection Roast/Surround Roast/Broil/Browning	–/–/●/●	–/–/●/●	●/●/●/●
Slow Roasting/AutoRoast/Sabbath Program	●/●/●	●/●/●	●/●/●
User convenience			
Timed steam bursts programmable	–	–	–
Time display/Date display	●/●	●/●	●/●
Timer/Time saver (in the event of power failure)	●/200 hours	●/200 hours	●/200 hours
Delay start/Automatic shut off	●/●	●/●	●/●
Current temperature display/Default temperatures	●/●	●/●	●/●
Favorites/Individual settings	20/●	20/●	20/●
Door			
CleanGlass door/Door contact switch	●/●	●/●	●/●
Soft Open/Soft Close	–/–	–/–	●/●
Cavity			
TwinPower Convection fans	–	–	●
Number of shelf levels/Embossed numbers	5/●	5/●	6/●
Number of halogen lights	2	2	2
Cleaning convenience			
Clean Touch Steel™ front	●	●	●
PerfectClean enamel interior	●	–	–
Self Clean oven	–	●	●
Catalyzer heated/Unheated	–/–	–/●	–/●
Efficiency and sustainability			
Residual heat utilization/Rapid Pre-Heat	●/●	●/●	●/●
Safety			
Cool-touch front	●	●	●
Safety shut-off/Child-safety lock	●/●	●/●	●/●
Technical data			
Appliance dimensions in inches (W x H x D)	23 ⁷ / ₁₆ " x 23 ⁷ / ₁₆ " x 22 ³ / ₈ "	23 ⁷ / ₁₆ " x 23 ⁷ / ₁₆ " x 22 ³ / ₈ "	29 ¹³ / ₁₆ " x 28 ⁵ / ₈ " x 24 ⁵ / ₈ "
Electrical requirements	208/240 V, 60 Hz, 20 Amps	208/240 V, 60 Hz, 20 Amps	208/240 V, 60 Hz, 30 Amps
Plug type	NEMA 14-30 plug	NEMA 14-30 plug	NEMA 14-30 plug
Water connection requirements	–	–	–
Hose connection	–	–	–
Standard accessories			
Wire rack with PerfectClean/Self-clean ready	1/–	1/–	–/2
Telescopic wire rack – Self-clean ready	–	–	1
Side runners with PerfectClean/Self-clean ready	●/–	●/–	–/●
PerfectClean Baking tray/PerfectClean Universal tray	1/–	1/–	–/1
PerfectClean Perforated Baking tray	–	–	–
PerfectClean Grilling and Roasting Insert	–	–	●
UMRP & MAP/Retail pricing	\$2,999/\$3,199	\$3,799/\$3,999	\$4,999/\$5,199
Material number			
Clean Touch Steel™	09769400	09769410	09769450
Brilliant White	–	–	–
Obsidian Black	–	–	–
Graphite Grey	–	–	–

Ovens

Product Overview



Model number	H 6660 BP	H 6680 BP	H 6780-2 BP
Built-in			
Width	24" (60 cm)	30" (76 cm)	30" (76 cm)
Design			
PureLine/ContourLine	●/–	●/–	–/●
Silhouette handle/Comfort handle/ComfortSwivel handle	●/–/–	●/–/–	–/–/●
Controls	SensorTronic	SensorTronic	M Touch
Convenience features			
Precise electronic temperature control	85 – 570°F	85 – 570°F	85 – 570°F
Wireless Precision Probe/Roast probe	–/●	–/●	●/–
Crisp function	–	–	●
Operating modes			
Convection Bake/Intensive/Gentle Bake/Defrost	●/●/●/●	●/●/●/●	●/●/●/●
Surround/Bake/Maxi Broil/Convection Broil	●/●/–/●	●/●/–/●	●/●/●/●
Moisture plus (plumbed only)	–	–	●
MasterChef Plus automatic programs	–	–	40 programs
MasterChef automatic programs	over 100 programs	over 100 programs	over 100 programs
Convection Roast/Surround Roast/Broil/Browning	–/–/●/●	●/●/●/●	●/●/●/●
Slow Roasting/AutoRoast/Sabbath Program	●/●/●	●/●/●	●/●/●
User convenience			
Timed steam bursts programmable	–	–	●
Time display/Date display	●/●	●/●	●/●
Timer/Time saver (in the event of power failure)	●/200 hours	●/200 hours	●/200 hours
Delay start/Automatic shut off	●/●	●/●	●/●
Current temperature display/Default temperatures	●/●	●/●	●/●
Favorites/Individual settings	20/●	20/●	20/●
Door			
CleanGlass door/Door contact switch	●/●	●/●	●/●
Soft Open/Soft Close	–/–	●/●	●/●
Cavity			
TwinPower Convection fans	–	●	●
Number of shelf levels/Embossed numbers	5/●	6/●	6/●
Number of halogen lights	2	2	2
Cleaning convenience			
Clean Touch Steel™ front	●	●	●
PerfectClean enamel interior	–	–	–
Self Clean oven	●	●	●
Catalyzer heated/Unheated	–/●	–/●	●/–
Efficiency and sustainability			
Residual heat utilization/Rapid Pre-Heat	●/●	●/●	●/●
Safety			
Cool-touch front	●	●	●
Safety shut-off/Child-safety lock	●/●	●/●	●/●
Technical data			
Appliance dimensions in inches (W x H x D)	23 ⁷ / ₁₆ " x 23 ⁷ / ₁₆ " x 22 ³ / ₈ "	29 ¹³ / ₁₆ " x 28 ⁵ / ₈ " x 24 ⁵ / ₈ "	29 ¹³ / ₁₆ " x 28 ⁵ / ₈ " x 24 ⁵ / ₈ "
Electrical requirements	208/240 V, 60 Hz, 20 Amps	208/240 V, 60 Hz, 30 Amps	208/240 V, 60 Hz, 30 Amps
Plug type	NEMA 14-30 plug	NEMA 14-30 plug	NEMA 14-30 plug
Water connection requirements	–	–	Water pressure 14.5 and 145 psi; ³ / ₈ " shut off valve 4' 11" supplied hose with ³ / ₈ " O.D. fitting
Hose connection	–	–	
Standard accessories			
Wire rack with PerfectClean/Self-clean ready	1/–	–/2	–/2
Telescopic wire rack – Self-clean ready	–	1	1
Side runners with PerfectClean/Self-clean ready	●/–	–/●	–/●
PerfectClean Baking tray/PerfectClean Universal tray	1/–	–/1	–/1
PerfectClean Perforated Baking tray	–	–	1
PerfectClean Grilling and Roasting Insert	–	●	●
UMRP & MAP/Retail pricing	\$3,799/\$3,999	\$4,999/\$5,199	\$6,299/\$6,499
Material number			
Clean Touch Steel™	09872990	09769460	10751970
Brilliant White	09862880	09863750	–
Obsidian Black	09862850	09863640	–
Graphite Grey	–	–	–

Ovens

Product Overview



Model number	H 6780-2 BP2	H 6880-2 BP	H 6880-2 BP2
Built-in			
Width	30" (76 cm) double oven	30" (76 cm)	30" (76 cm) double oven
Design			
PureLine/ContourLine	–/●	●/–	●/–
Silhouette handle/Comfort handle/ComfortSwivel handle	–/–/●	●/–/–	●/–/–
Controls	M Touch	M Touch	M Touch
Convenience features			
Precise electronic temperature control	85 – 570°F	85 – 570°F	85 – 570°F
Wireless Precision Probe/Roast probe	●/–	●/–	●/–
Crisp function	●	●	●
Operating modes			
Convection Bake/Intensive/Gentle Bake/Defrost	●/●/●/●	●/●/●/●	●/●/●/●
Surround/Bake/Maxi Broil/Convection Broil	●/●/●/●	●/●/●/●	●/●/●/●
Moisture plus (plumbed only)	●	●	●
MasterChef Plus automatic programs	40 programs	40 programs	40 programs
MasterChef automatic programs	over 100 programs	over 100 programs	over 100 programs
Convection Roast/Surround Roast/Broil/Browning	●/●/●/●	●/●/●/●	●/●/●/●
Slow Roasting/AutoRoast/Sabbath Program	●/●/●	●/●/●	●/●/●
User convenience			
Timed steam bursts programmable	●	●	●
Time display/Date display	●/●	●/●	●/●
Timer/Time saver (in the event of power failure)	●/200 hours	●/200 hours	●/200 hours
Delay start/Automatic shut off	●/●	●/●	●/●
Current temperature display/Default temperatures	●/●	●/●	●/●
Favorites/Individual settings	20/●	20/●	20/●
Door			
CleanGlass door/Door contact switch	●/●	●/●	●/●
Soft Open/Soft Close	●/●	●/●	●/●
Cavity			
TwinPower Convection fans	●	●	●
Number of shelf levels/Embossed numbers	6/●	6/●	6/●
Number of halogen lights	2 x 2	2	2 x 2
Cleaning convenience			
Clean Touch Steel™ front	●	●	●
PerfectClean enamel interior	–	–	–
Self Clean oven	●	●	●
Catalyzer heated/Unheated	●/–	●/–	●/–
Efficiency and sustainability			
Residual heat utilization/Rapid Pre-Heat	●/●	●/●	●/●
Safety			
Cool-touch front	●	●	●
Safety shut-off/Child-safety lock	●/●	●/●	●/●
Technical data			
Appliance dimensions in inches (W x H x D)	29 13/16" x 51 1/2" x 24 5/8"	29 13/16" x 28 5/8" x 24 5/8"	29 13/16" x 28 5/8" x 24 5/8"
Electrical requirements	208/240 V, 60 Hz, 50 Amps	208/240 V, 60 Hz, 30 Amps	208/240 V, 60 Hz, 50 Amps
Plug type	NEMA 14-50 plug	NEMA 14-30 plug	NEMA 14-50 plug
Water connection requirements	Water pressure 14.5 and 145 psi; 3/8" shut off valve 4' 11" supplied hose with 3/8" O.D. fitting	Water pressure 14.5 and 145 psi; 3/8" shut off valve 4' 11" supplied hose with 3/8" O.D. fitting	Water pressure 14.5 and 145 psi; 3/8" shut off valve 4' 11" supplied hose with 3/8" O.D. fitting
Hose connection			
Standard accessories			
Wire rack with PerfectClean/Self-clean ready	–/4	–/2	–/4
Telescopic wire rack – Self-clean ready	2	1	2
Side runners with PerfectClean/Self-clean ready	–/●	–/●	–/●
PerfectClean Baking tray/PerfectClean Universal tray	–/2	–/1	–/2
PerfectClean Perforated Baking tray	1	1	1
PerfectClean Grilling and Roasting Insert	●	●	●
UMRP & MAP/Retail pricing	\$8,899/\$9,099	\$6,299/\$6,499	\$8,899/\$9,099
Material number			
Clean Touch Steel™	10751980	10752160	10752010
Brilliant White	–	10752070	–
Obsidian Black	–	10752150	10752020
Graphite Grey	–	10904390	–

Oven Accessories

Product Overview



PerfectClean Baking Tray HBB 71

With PerfectClean finish

- Ideal for multi-purpose baking
- Fits into Flexi Clips or directly into side racks
- Easy cleaning thanks to PerfectClean finish
- For 24" and 30" Convection Ovens

Material Number: 09519820

UMRP/MAP: \$99

Retail Pricing: \$99



PerfectClean Perforated Baking Tray HBBL 71

With PerfectClean finish

- For crispy cakes, biscuits, pastries, breads, rolls, french fries and pizza with a crust
- Also for baking - particularly in Moisture plus mode
- Easy cleaning thanks to PerfectClean finish
- For positioning on the wire rack
- For 24" and 30" Convection Ovens

Material Number: 09520620

UMRP/MAP: \$99

Retail Pricing: \$99



PerfectClean Universal Tray HUBB 71

With PerfectClean finish

- Ideal for multi-purpose baking
- Use as a drip tray for meat juices/fat as a result from roasting and grilling
- To be used together with the grilling and roasting inserts when roasting
- Fits into FlexiClips or directly into side racks
- For 24" and 30" Convection Ovens

Material Number: 09519840

UMRP/MAP: \$99

Retail Pricing: \$99



Grilling and Roasting Insert HGBB 71

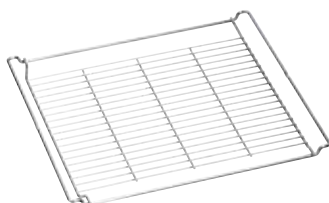
With PerfectClean finish

- Meat juices or grease does not burn; good for delicious sauce
- Prevents grease splashes, reduces the need for cleaning
- Fits perfectly on the PerfectClean Universal Tray
- For 24" and 30" Convection Ovens

Material Number: 09520630

UMRP/MAP: \$99

Retail Pricing: \$99



Wire Rack HBBR 71

With PerfectClean finish

- Surface on which to rest baking trays and casserole dishes
- For grilling simply place on PerfectClean Universal Tray
- Easy cleaning thanks to PerfectClean finish
- For 24" Convection Ovens

Material Number: 09524950

UMRP/MAP: \$79

Retail Pricing: \$79



PerfectClean FlexiClips HFC 71

For flexible, customized use of your oven

- For positioning into side racks
- Convenient access to oven trays and racks on every single level
- Easy cleaning thanks to PerfectClean finish

Material Number: 09520660

UMRP/MAP: \$169

Retail Pricing: \$169



FlexiClips - Self Clean Ready HFC 72

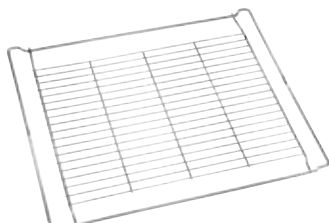
For flexible, customized use of your oven

- For positioning into side racks
- Convenient access to oven trays and racks on every single level
- Convenient, automatic self cleaning

Material Number: 09520670

UMRP/MAP: \$199

Retail Pricing: \$199



Wire Rack - Self Clean Ready HBBR 72

With PerfectClean finish

- Surface on which to rest baking trays and casserole dishes
- For grilling simply place on PerfectClean Universal Tray
- Convenient, automatic self cleaning
- For 24" Convection Ovens

Material Number: 09520640

UMRP/MAP: \$119

Retail Pricing: \$119

Oven Accessories

Product Overview



PerfectClean Universal Tray HUBB 30-1

With PerfectClean finish

- Ideal for multi-purpose baking
- Use as a drip tray for meat juices/fat as a result from roasting and grilling
- To be used together with the grilling and roasting inserts when roasting
- For positioning on the wire rack
- For 30" Convection Ovens

Material Number: 09811950

UMRP/MAP: \$119

Retail Pricing: \$119



PerfectClean Grilling and Roasting Insert - HGBB 30-1

With PerfectClean finish

- Meat juices or grease does not burn; good for delicious sauce
- Prevents grease splashes, reduces the need for cleaning
- Fits perfectly on the PerfectClean Universal Tray
- For 30" Convection Ovens

Material Number: 09811960

UMRP/MAP: \$99

Retail Pricing: \$99



Telescopic Wire Rack - Self Clean Ready - HFCBBR 30-2


Self Clean ready

- Simple to attach to side runners
- Convenient access to oven inserts and racks on every single level through easy gliding
- Telescopic racks are connected to wire rack
- For 30" Convection Ovens

Material Number: 09811980

UMRP/MAP: \$259

Retail Pricing: \$259



Wire Rack - Self Clean Ready HBBR 30-2

Self Clean ready

- For positioning into side runners
- For 30" Convection Ovens

Material Number: 09811970

UMRP/MAP: \$149

Retail Pricing: \$149

Oven Accessories

Product Overview



Round Baking Trays HBF27-1, HBFL27-1 (with logo)

With PerfectClean finish

- For baking pizzas, quiche, tarts and more
- Non-stick - no baking parchment or greasing required
- Extremely cut-resistant
- Easy cleaning thanks to PerfectClean finish

Material Number: 09520720 (without Miele logo)

Material Number: 09520730 (with Miele logo)

UMRP/MAP: \$59

Retail Pricing: \$59



PerfectClean Gourmet Baking Stone HBS 60

For achieving the same results as if baked in a stone oven

- For baking pizza, bread and savory pastries
- As a hot plate on the table, it retains heat for up to 25 minutes
- Easy to clean thanks to its high-quality glaze
- Glazed fire stone – including wooden peel

Material Number: 05382220

UMRP/MAP: \$269

Retail Pricing: \$269



Gourmet Casserole HUB 62-22

For ovens, combi-steam ovens and induction cooktops

- Made from die-cast aluminium with high-quality non-sticking coating
- Casserole lid can be ordered separately
- Dimensions in W x D x H: 16.6" x 10.1" x 3.4"

Material Number: 10314280

UMRP/MAP: \$229

Retail Pricing: \$229



Gourmet Casserole HUB 62-35

For frying, braising and gratinating

- Made from die-cast aluminium with high-quality non-sticking coating
- Casserole lid can be ordered separately
- For all ovens and cooktops, except gas cooktops
- Dimensions in W x D x H: 16.6" x 14.8" x 3.4"

Material Number: 10314300

UMRP/MAP: \$269

Retail Pricing: \$269



Induction-ready Gourmet Casserole HUB 5001-XL

For frying, braising and gratinating

- Made from die-cast aluminium with high quality non-sticking coating
- Casserole lid can be ordered separately
- For all ovens and cooktops, except gas cooktops
- Dimensions in W x D x H: 17.6" x 15.2" x 3.4"

Material Number: 10314310

UMRP/MAP: \$269

Retail Pricing: \$269



Gourmet Casserole Lid HBD 60-22

For Miele casserole dishes HUB 62-22

Not supplied with casserole dishes

- Made from high-quality stainless steel
- Not suitable for Speed Ovens or when grilling

Material Number: 05136950

UMRP/MAP: \$99

Retail Pricing: \$99



Gourmet Casserole Lid HBD 60-35

For Miele HUB 62-35 and HUB 5001 XL casserole dishes


- Not supplied with casserole dishes
- Made from high-quality stainless steel
- Not suitable for Speed Ovens or when grilling

Material Number: 05136960

UMRP/MAP: \$119

Retail Pricing: \$119





Excellent Features For Gourmet Results

Speed Oven Highlights

Easy Maintenance

The stainless steel interior cavity of the speed oven features a woven pattern and PerfectClean™ finish – making clean-up effortless.



Combination Microwave and Convection Modes

Versatile time-saver: combines microwave technology with conventional heat, to reduce your overall cooking time by up to 30%.

Microwave

Full power at your fingertips: fast selection of the microwave function via touch control.

MasterChef Automatic Programs

Found in the Gourmet Center, Miele guides you through over 100 easy-to-use programs for items such as baked goods, pizza, turkey, fish and much more.

Roast Probe

Stress-free menu planning: the remaining program time can be easily viewed – supervising the process is no longer necessary. The option of a wired or wireless roast probe varies with models.

Popcorn Button

At the touch of a button: fast and easy preparation of microwavable popcorn.

Speed Ovens

Product Overview



Model number	H 6100 BM	H 6200 BM	H 6500 BM
Built-In			
Width	24" (60 cm)	24" (60 cm)	24" (60 cm)
Design			
PureLine/ContourLine	-/●	●/-	-/●
Silhouette handle/Comfort handle/ComfortSwivel handle	-/●/-	●/-/-	-/-/●
Controls	DirectSelect	DirectSelect	SensorTronic
Convenience features			
Precise electronic temperature control	86 – 480°F	86 – 480°F	86 – 480°F
Electronically-controlled microwave	●	●	●
Power levels	1 – 7 microwave power levels	1 – 7 microwave power levels	1 – 7 microwave power levels
Roast probe	–	–	●
Operating modes			
Convection Bake/Intensive/Gentle Bake/Defrost	●/-/●/●	●/-/●/●	●/●/●/●
MasterChef automatic programs	–	–	over 100 programs
AutoRoast	●	●	●
Surround/Bake/Maxi Broil/Convection Broil	-/-/●/●	-/-/●/●	●/●/●/●
Slow Roasting	–	–	●
Microwave	●	●	●
Combi Auto Roast/Micro Broil	●/-	●/-	●/●
Combi Bake/Combi Broil	●/-	●/-	●/●
Special Modes	–	–	●
Sabbath Program	–	–	●
User convenience			
Popcorn button	●	●	●
Time display/Date display	●/-	●/-	●/●
Timer/Time saver (in the event of power failure)	●/200 hours	●/200 hours	●/200 hours
Delay Start/Automatic shut-off	●/●	●/●	●/●
Current temperature display/Default temperatures	●/●	●/●	●/●
Recommended microwave power per operating mode	●	●	●
Minute Plus button	●	●	●
Favorites	–	–	20
Door			
CleanGlass door/Door contact switch	●/●	●/●	●/●
Cavity			
PerfectClean stainless steel cavity	●	●	●
Number of halogen lights	1	1	1
Easy maintenance			
Clean Touch Steel™ front	●	●	●
Foldable Broiling element	●	●	●
Efficiency and sustainability			
Residual heat utilisation/Rapid PreHeat	-/●	-/●	●/●
Safety			
Cool-touch front	●	●	●
Safety shut-off/System lock	●/●	●/●	●/●
Technical data			
Appliance dimensions in inches (W x H x D)	23 ⁷ / ₁₆ " x 17 ¹⁵ / ₁₆ " x 22 ¹⁵ / ₁₆ "	23 ⁷ / ₁₆ " x 17 ¹⁵ / ₁₆ " x 22 ¹⁵ / ₁₆ "	23 ⁷ / ₁₆ " x 17 ¹⁵ / ₁₆ " x 22 ¹⁵ / ₁₆ "
Electrical requirements	208/240 V, 60 Hz, 30 Amps	208/240 V, 60 Hz, 30 Amps	208/240 V, 60 Hz, 30 Amps
Plug type	NEMA 14-30 plug	NEMA 14-30 plug	NEMA 14-30 plug
Standard Accessories			
PerfectClean Wire rack	1	1	1
Glass tray	1	1	1
UMRP & MAP/Retail pricing	\$2,299/\$2,499	\$2,299/\$2,499	\$3,499/\$3,699
Material number			
Clean Touch Steel™	09769620	09769630	09770670
Brilliant White	–	09862980	–
Obsidian Black	–	09862950	–
Graphite Grey	–	–	–

Speed Ovens

Product Overview



Model number	H 6600 BM	H 6700 BM	H 6800 BM
Built-In			
Width	24" (60 cm)	24" (60 cm)	24" (60 cm)
Design			
PureLine/ContourLine	●/–	–/●	●/–
Silhouette handle/Comfort handle/ComfortSwivel handle	●/–/–	–/–/●	●/–/–
Controls	SensorTronic	M Touch	M Touch
Convenience features			
Precise electronic temperature control	86 – 480°F	86 – 480°F	86 – 480°F
Electronically-controlled microwave	●	●	●
Power levels	1 – 7 microwave power levels	1 – 7 microwave power levels	1 – 7 microwave power levels
Roast probe	●	●	●
Operating modes			
Convection Bake/Intensive/Gentle Bake/Defrost	●/●/●/●	●/●/●/●	●/●/●/●
MasterChef automatic programs	over 100 programs	over 100 programs	over 100 programs
AutoRoast	●	●	●
Surround/Bake/Maxi Broil/Convection Broil	●/●/●/●	●/●/●/●	●/●/●/●
Slow Roasting	●	●	●
Microwave	●	●	●
Combi Auto Roast/Micro Broil	●/●	●/●	●/●
Combi Bake/Combi Broil	●/●	●/●	●/●
Special Modes	●	●	●
Sabbath Program	●	●	●
User convenience			
Popcorn button	●	●	●
Time display/Date display	●/●	●/●	●/●
Timer/Time saver (in the event of power failure)	●/200 hours	●/200 hours	●/200 hours
Delay Start/Automatic shut-off	●/●	●/●	●/●
Current temperature display/Default temperatures	●/●	●/●	●/●
Recommended microwave power per operating mode	●	●	●
Minute Plus button	●	●	●
Favorites	20	20	20
Door			
CleanGlass door/Door contact switch	●/●	●/●	●/●
Cavity			
PerfectClean stainless steel cavity	●	●	●
Number of halogen lights	1	1	1
Easy maintenance			
Clean Touch Steel™ front	●	●	●
Foldable Broiling element	●	●	●
Efficiency and sustainability			
Residual heat utilisation/Rapid PreHeat	●/●	●/●	●/●
Safety			
Cool-touch front	●	●	●
Safety shut-off/System lock	●/●	●/●	●/●
Technical data			
Appliance dimensions in inches (W x H x D)	23 7/16" x 17 15/16" x 22 7/16"	23 7/16" x 17 15/16" x 22 7/16"	23 7/16" x 17 15/16" x 22 7/16"
Electrical requirements	208/240 V, 60 Hz, 30 Amps	208/240 V, 60 Hz, 30 Amps	208/240 V, 60 Hz, 30 Amps
Plug type	NEMA 14-30 plug	NEMA 14-30 plug	NEMA 14-30 plug
Standard Accessories			
PerfectClean Wire rack	1	1	1
Glass tray	1	2	2
UMRP & MAP/Retail pricing	\$3,499/\$3,699	\$3,899/\$4,099	\$3,899/\$4,099
Material number			
Clean Touch Steel™	09770690	09769640	09769650
Brilliant White	09863010	–	09660040
Obsidian Black	09862990	–	09863020
Graphite Grey	–	–	10754800

Speed Ovens

Product Overview



Model number	H 6570 BM	H 6670 BM	H 6770 BM
Built-In			
Width	30" (76 cm)	30" (76 cm)	30" (76 cm)
Design			
PureLine/ContourLine	-/●	●/-	-/●
Silhouette handle/Comfort handle/ComfortSwivel handle	-/-/●	●/-/-	-/-/●
Controls	SensorTronic	SensorTronic	M Touch
Convenience features			
Precise electronic temperature control	86 – 480°F	86 – 480°F	86 – 480°F
Electronically-controlled microwave	●	●	●
Power levels	1 – 7 microwave power levels	1 – 7 microwave power levels	1 – 7 microwave power levels
Roast probe	●	●	●
Operating modes			
Convection Bake/Intensive/Gentle Bake/Defrost	●/●/●/●	●/●/●/●	●/●/●/●
MasterChef automatic programs	over 100 programs	over 100 programs	over 100 programs
AutoRoast	●	●	●
Surround/Bake/Maxi Broil/Convection Broil	●/●/●/●	●/●/●/●	●/●/●/●
Slow Roasting	●	●	●
Microwave	●	●	●
Combi Auto Roast/Micro Broil	●/●	●/●	●/●
Combi Bake/Combi Broil	●/●	●/●	●/●
Special Modes	●	●	●
Sabbath Program	●	●	●
User convenience			
Popcorn button	●	●	●
Time display/Date display	●/●	●/●	●/●
Timer/Time saver (in the event of power failure)	●/200	●/200	●/200
Delay Start/Automatic shut-off	●/●	●/●	●/●
Current temperature display/Default temperatures	●/●	●/●	●/●
Recommended microwave power per operating mode	●	●	●
Minute Plus button	●	●	●
Favorites	20	20	20
Door			
CleanGlass door/Door contact switch	●/●	●/●	●/●
Cavity			
PerfectClean stainless steel cavity	●	●	●
Number of halogen lights	1	1	1
Easy maintenance			
Clean Touch Steel™ front	●	●	●
Foldable Broiling element	●	●	●
Efficiency and sustainability			
Residual heat utilisation/Rapid PreHeat	●/●	●/●	●/●
Safety			
Cool-touch front	●	●	●
Safety shut-off/System lock	●/●	●/●	●/●
Technical data			
Appliance dimensions in inches (W x H x D)	29 13/16" x 18 7/8" x 22 9/16"	29 13/16" x 18 7/8" x 22 9/16"	29 13/16" x 18 7/8" x 22 9/16"
Electrical requirements	208/240 V, 60 Hz, 30 Amps	208/240 V, 60 Hz, 30 Amps	208/240 V, 60 Hz, 30 Amps
Plug type	NEMA 14-30 plug	NEMA 14-30 plug	NEMA 14-30 plug
Standard Accessories			
PerfectClean Wire rack	1	1	1
Glass tray	2	2	2
UMRP & MAP/Retail pricing	\$3,699/\$3,899	\$3,699/\$3,899	\$3,999/\$4,199
Material number			
Clean Touch Steel™	10486200	10486330	10486320
Brilliant White	–	–	–
Obsidian Black	–	–	–
Graphite Grey	–	–	–

Speed Ovens

Product Overview



Model number	H 6870 BM
Built-In	
Width	30" (76 cm)
Design	
PureLine/ContourLine	●/–
Silhouette handle/Comfort handle/ComfortSwivel handle	●/–/–
Controls	M Touch
Convenience features	
Precise electronic temperature control	86 – 480°F
Electronically-controlled microwave	●
Power levels	1 – 7 microwave power levels
Roast probe	●
Operating modes	
Convection Bake/Intensive/Gentle Bake/Defrost	●/●/●/●
MasterChef automatic programs	over 100 programs
AutoRoast	●
Surround/Bake/Maxi Broil/Convection Broil	●/●/●/●
Slow Roasting	●
Microwave	●
Combi Auto Roast/Micro Broil	●/●
Combi Bake/Combi Broil	●/●
Special Modes	●
Sabbath Program	●
User convenience	
Popcorn button	●
Time display/Date display	●/●
Timer/Time saver (in the event of power failure)	●/200
Delay Start/Automatic shut-off	●/●
Current temperature display/Default temperatures	●/●
Recommended microwave power per operating mode	●
Minute Plus button	●
Favorites	20
Door	
CleanGlass door/Door contact switch	●/●
Cavity	
PerfectClean stainless steel cavity	●
Number of halogen lights	1
Easy maintenance	
Clean Touch Steel™ front	●
Foldable Broiling element	●
Efficiency and sustainability	
Residual heat utilisation/Rapid PreHeat	●/●
Safety	
Cool-touch front	●
Safety shut-off/System lock	●/●
Technical data	
Appliance dimensions in inches (W x H x D)	29 13/16" x 18 7/8" x 22 9/16"
Electrical requirements	208/240 V, 60 Hz, 30 Amps
Plug type	NEMA 14-30 plug
Standard Accessories	
PerfectClean Wire rack	1
Glass tray	2
UMRP & MAP/Retail pricing	\$3,999/\$4,199
Material number	
Clean Touch Steel™	10486340
Brilliant White	10486350
Obsidian Black	10486360
Graphite Grey	10754770

Speed Oven Accessories


Product Overview



Glass Tray
HGS 100

- Ideal for bakes, gratins and cakes
- Faster and more even baking results than on a baking tray
 - Enables continuous monitoring of baking process
 - For Speed Ovens

Material Number: 04317620
UMRP/MAP: \$149
Retail Pricing: \$149



Wire Rack

- For positioning into side runners
- For Speed Ovens

Material Number: 06881872
UMRP/MAP: \$79
Retail Pricing: \$79





Exclusive Features for Gourmet Results

Steam Oven Highlights

MultiSteam

Tailored to suit your personal tastes - the Miele Steam Oven is a universal appliance, a perfect partner to your oven or cooktop. You can make appetizers, soups, fish, meat, vegetables, side-dishes or desserts individually or as a complete meal in one cooking process.

Thanks to Miele's MultiSteam technology, external steam generation ensures perfect results. 8 steam inlets enable fast generation of steam and steam distribution, reduced heat-up times and uniform cooking results.



Cavity Size

Using the entire depth: it's easy to cook large quantities at once - saving time and energy.

Menu Cooking

A complete menu: automatic programs determine the temperature, cooking duration and sequence in which the food is added.

Easy Clean-Up

No limescale: thanks to external steam generation, cleaning is quick and easy.

MasterChef Automatic Programs

Cook more than 100 types of food to perfection with ease: guaranteed results with fish, meat, vegetables and more.

Keep Warm Function

Prevents food from cooling down: food is kept at serving temperature for 15 minutes after the program has finished.

Built-in Steam Ovens

Product Overview



Model number	DG 6500	DG 6600
Built-in		
Width	24" (60 cm)	24" (60 cm)
Design		
PureLine/ContourLine	–/●	●/–
Silhouette handle/Comfort handle/ComfortSwivel handle	–/–/●	●/–/–
Controls	SensorTronic	SensorTronic
Convenience features		
Electronic temperature control with steam oven operation	●	●
104 – 212° Fahrenheit	●	●
Menu cooking without transfer of flavor	●	●
MasterChef programs with individual setting of the cooking result	●	●
Keep-warm function	●	●
Operating modes		
MasterChef automatic programs	over 150 programs	over 150 programs
Steam cooking	●	●
Sous Vide cooking	●	●
Defrost	●	●
Reheating	●	●
User convenience		
Steam cooking on up to 4 levels at the same time	●	●
Automatic menu cooking	●	●
Steam reduction before end of program	●	●
Time of day display/Date display/Timer	●/●/●	●/●/●
Delay start programming	●	●
Current temperature display/Default temperature	●/●	●/●
Favorites/Individual settings	20/●	20/●
Door		
CleanGlass door	●	●
Cavity		
MultiSteam illuminated module with LED lighting	●	●
Number of shelf levels	4	4
Cleaning convenience		
Clean Touch Steel™ front	●	●
External steam generator	●	●
Floor heater element for condensate reduction	●	●
Automatic descaling	●	●
Steam technology and water supply		
MultiSteam	●	●
Water lasts for approx. 90 min cooking	●	●
Fresh water container	●	●
Safety		
Appliance cooling system and touch-cool fronts	●	●
Safety shut-off/System lock	●/●	●/●
Door contact switch	●	●
Technical data		
Appliance dimensions in inches (W x H x D)	23 ⁷ / ₁₆ " x 17 ¹⁵ / ₁₆ " x 22 ⁷ / ₁₆ "	23 ⁷ / ₁₆ " x 17 ¹⁵ / ₁₆ " x 22 ⁷ / ₁₆ "
Electrical requirements	208/240 V, 60 Hz, 20 Amps	208/240 V, 60 Hz, 20 Amps
Plug type	NEMA 6-20 plug	NEMA 6-20 plug
Standard accessories		
Stainless steel containers perforated/solid	3/–	3/–
Wire rack/Solid drip tray	●/●	●/●
UMRP & MAP/Retail pricing	\$2,999/\$3,199	\$2,999/\$3,199
Material number		
Clean Touch Steel™	09682270	09682300
Brilliant White	–	–
Obsidian Black	–	–
Graphite Grey	–	–

Steam Oven Accessories

Product Overview



DGG 21 Drip Pan

For preparation of foods in gravy, stock, water (e.g. example, rice, pasta)

- Exterior dimensions W x D x H: 16.9" x 12.8" x 1.6"
- Made from treated stainless steel

Material Number: 08283300

UMRP/MAP: \$59

Retail Pricing: \$59



DGG 2 Solid Cooking Pan

For preparation of foods in gravy, stock, water (e.g. example, rice, pasta)

- Exterior dimensions W x D x H: 12.8" x 6.9" x 2.4"
- Made from treated stainless steel

Material Number: 05001390

UMRP/MAP: \$49

Retail Pricing: \$49



DGG 3 Solid Cooking Pan

For preparation of foods in gravy, stock, water (e.g. example, rice, pasta)

- Exterior dimensions W x D x H: 12.8" x 10.4" x 2.6"
- Made from treated stainless steel

Material Number: 05001400

UMRP/MAP: \$59

Retail Pricing: \$59



DGG 7 Solid Cooking Pan

For preparation of foods in gravy, stock, water (e.g. example, rice, pasta)

- Exterior dimensions W x D x H: 12.8" x 6.9" x 3.9"
- Made from treated stainless steel

Material Number: 08019361

UMRP/MAP: \$49

Retail Pricing: \$49



DGG 11 Solid Cooking Pan

For preparation of foods in gravy, stock, water (e.g. example, rice, pasta)

- Exterior dimensions W x D x H: 12.8" x 13.9" x 0.8"
- Made from treated stainless steel

Material Number: 08234900

UMRP/MAP: \$59

Retail Pricing: \$59



DGG 18 Solid Cooking Pan

For preparation of foods in gravy, stock, water (e.g. example, rice, pasta)

- Exterior dimensions W x D x H: 12.8" x 6.9" x 7.9"
- Made from treated stainless steel

Material Number: 08019007

UMRP/MAP: \$59

Retail Pricing: \$59



DGGL 1 Perforated Cooking Pan

For blanching or cooking vegetables, fish, meat, potatoes and more

- Exterior dimensions W x D x H: 12.8" x 6.9" x 1.6"
- Made from treated stainless steel

Material Number: 05001370

UMRP/MAP: \$49

Retail Pricing: \$49



DGGL 4 Perforated Cooking Pan

For blanching or cooking vegetables, fish, meat, potatoes and more

- Exterior dimensions W x D x H: 12.8" x 10.4" x 2.4"
- Made from treated stainless steel

Material Number: 05379570

UMRP/MAP: \$59

Retail Pricing: \$59



DGGL 5 Perforated Cooking Pan

For blanching or cooking vegetables, fish, meat, potatoes and more

- Exterior dimensions W x D x H: 12.8" x 6.9" x 2.4"
- Made from treated stainless steel

Material Number: 08019293

UMRP/MAP: \$49

Retail Pricing: \$49

Steam Oven Accessories

Product Overview



DGGL 6 Perforated Cooking Pan

For blanching or cooking vegetables, fish, meat, potatoes and more

- Exterior dimensions W x D x H: 12.8" x 6.9" x 3.9"
- Made from treated stainless steel

Material Number: 08019294
UMRP/MAP: \$49
Retail Pricing: \$49



DGGL 8 Perforated Cooking Pan

For blanching or cooking vegetables, fish, meat, potatoes and more

- Exterior dimensions W x D x H: 12.8" x 10.4" x 1.6"
- Made from treated stainless steel

Material Number: 08227240
UMRP/MAP: \$59
Retail Pricing: \$59



Lid for DGGL 1, DGGL 5, DGGL 6, DGG2, DGG 7, DGG 11 (2 lids needed), DGG 18

Stainless steel lid with handle for steam cooking containers

- Exterior dimensions W x D: 12.8" x 6.9"
- Made from stainless steel

Material Number: 08109071
UMRP/MAP: \$39
Retail Pricing: \$39



Larger Lid for DGGL 4, DGGL 8, DGG 3

Stainless steel lid with handle for steam cooking containers

- Exterior dimensions W x D: 12.8" x 10"
- Made from stainless steel

Material Number: 07623900
UMRP/MAP: \$39
Retail Pricing: \$39



PerfectClean Wire Rack

With PerfectClean finish

- For positioning into side runners

Material Number: 08248451
UMRP/MAP: \$79
Retail Pricing: \$79



DGSE 1 Serving Element

Food served in style, enjoyed hot

- For serving hot food straight from the Miele steam oven
- Can also be used as an oven-proof dish (up to 446°F)
- Made from fine porcelain from Villeroy & Boch
- For steam cooking cont. 12.8" x 6.9" W x D & max. height of 2.6"

Material Number: 09438520
UMRP/MAP: \$180
Retail Pricing: \$180





Innovative Features for Gourmet Results

Highlighting the Combi-Steam Oven

MultiSteam

Miele's Combi-Steam Oven is versatile enough to be the only oven needed in your kitchen. Creating appetizers, soups, fish, meat, vegetables, side-dishes or dessert individually or as a complete meal in one cooking process is always an easy task. Individual tastes for cooking results – firm or tender – can also be catered for. Thanks to Miele's MultiSteam technology, external steam generation ensures perfect results. 6 steam inlet ports enable fast generation of steam and steam distribution, short heat-up times and uniform cooking results.



Fully Fledged Steam Oven, Convection Oven and Combi-Steam Oven

3 in 1: achieving perfect cooking roasting and baking results with unlimited combination options.

XXL Cavity

Even more space: the XXL capacity of Miele's Combi-Steam oven allows for even more flexibility and larger dishes. Complete meals can be prepared simultaneously for multiple people with this spacious oven.

Lift-Up Control Panel

Convenient: With the simple touch of a button, the control panel automatically lifts up, allowing for easy access to the dishwasher-safe water and condensate containers.

MasterChef and MasterChef Gourmet Center

MasterChef offers over 100 easy-to-use programs for items such as baked goods, pizza, turkey and much more makes preparation a breeze. MasterChef Gourmet offers automatic programs that use slow roasting methods to cook meat at lower temperatures for longer cooking times.

Roast Probe

Miele's roast probe accurately records the internal temperatures of meats being cooked in your oven cavity. The roast probe replaces a meat thermometer, presetting a desired core temperatures and the shutting the oven off automatically when that temperature is reached.

Combi-Steam Ovens XL

Product Overview



Model number	DGC 6500-1 XL	DGC 6600-1 XL	DGC 6700-1 XL
Built-in			
Width	24" (60 cm)	24" (60 cm)	24" (60 cm)
Design			
PureLine/ContourLine	-/●	●/-	-/●
Silhouette handle/Comfort handle/ComfortSwivel handle	-/-/●	●/-/-	-/-/●
Controls	SensorTronic	SensorTronic	M Touch
Convenience features			
Wireless roast probe/Roast probe	-/●	-/●	-/●
Electronic temperature control of oven operation	●	●	●
85 – 435° Fahrenheit	●	●	●
Electronic temperature control of steam oven operation			
104 – 212° Fahrenheit	●	●	●
Climate sensor/Menu cooking without transfer of flavor	●/●	●/●	●/●
Operating modes			
Steam/Combi-Steam/MasterChef automatic programs	●/●/over 100 programs	●/●/over 100 programs	●/●/over 100 programs
MasterChef Gourmet automatic programs	–	–	●
Maxi Broil/Broil/Convection Broil	●/●/●	●/●/●	●/●/●
Convection Bake	●	●	●
Surround/Intensive/Bake	●/●/●	●/●/●	●/●/●
Sabbath Mode	●	●	●
Sous vide cooking	●	●	●
User convenience			
Motorized lift-up control panel	●	●	●
Automatic menu cooking	●	●	●
Time of day display/Date display/Timer	●/●/●	●/●/●	●/●/●
Delay start programming	●	●	●
Current temperature display/Default temperature	●/●	●/●	●/●
Favorites/Individual settings	20/●	20/●	20/●
Door			
CleanGlass door	●	●	●
Cavity			
XL cavity	●	●	●
Number of halogen lights	1	1	1
Cleaning convenience			
Clean Touch Steel™ front	●	●	●
Stainless-steel cavity with PerfectClean/with linen surface structure	●/●	●/●	●/●
External steam generator	●	●	●
Maintenance programs: Soak/Rinse/Dry	●/●/●	●/●/●	●/●/●
Steam technology and water supply			
MultiSteam	●	●	●
Fresh water container	●	●	●
Condensate container behind motorized lift-up control panel	●	●	●
Fresh water connection/Drain connection	-/-	-/-	-/-
Safety			
Appliance cooling system and touch-cool fronts	●	●	●
Safety shut-off/System lock	●/●	●/●	●/●
Technical data			
Appliance dimensions in inches (W x H x D)	23 7/16" x 17 15/16" x 22 7/16"	23 7/16" x 17 15/16" x 22 7/16"	23 7/16" x 17 15/16" x 22 7/16"
Electrical requirements	208V/240V, 60 Hz, 20 Amps	208V/240V, 60 Hz, 20 Amps	208V/240V, 60 Hz, 20 Amps
Plug type	NEMA 6-20 plug	NEMA 6-20 plug	NEMA 6-20 plug
Water connection requirements	–	–	–
Hose connection	–	–	–
Standard accessories			
PerfectClean Universal Tray/PerfectClean Wire rack	1/1	1/1	1/1
Stainless steel containers perforated/solid	2/1	2/1	2/1
PerfectClean FlexiClips	–	–	1
UMRP & MAP/Retail pricing	\$4,299/\$4,499	\$4,299/\$4,499	\$4,799/\$4,999
Material number			
Clean Touch Steel™	10256670	10256720	10256750
Brilliant White	–	10256710	–
Obsidian Black	–	10256740	–
Graphite Grey	–	–	–

Combi-Steam Ovens XL

Product Overview



Model number	DGC 6705-1 XL plumbed	DGC 6800-1 XL	DGC 6805-1 XL plumbed
Built-in			
Width	24" (60 cm)	24" (60 cm)	24" (60 cm)
Design			
PureLine/ContourLine	–/●	●/–	●/–
Silhouette handle/Comfort handle/ComfortSwivel handle	–/–/●	●/–/–	●/–/–
Controls	M Touch	M Touch	M Touch
Convenience features			
Wireless roast probe/Roast probe	–/●	–/●	–/●
Electronic temperature control of oven operation	●	●	●
85 – 435° Fahrenheit	●	●	●
Electronic temperature control of steam oven operation			
104 – 212° Fahrenheit	●	●	●
Climate sensor/Menu cooking without transfer of flavor	●/●	●/●	●/●
Operating modes			
Steam/Combi-Steam/MasterChef automatic programs	●/●/over 100 programs	●/●/over 100 programs	●/●/over 100 programs
MasterChef Gourmet automatic programs	●	●	●
Maxi Broil/Broil/Convection Broil	●/●/●	●/●/●	●/●/●
Convection Bake	●	●	●
Surround/Intensive/Bake	●/●/●	●/●/●	●/●/●
Sabbath Mode	●	●	●
Sous vide cooking	●	●	●
User convenience			
Motorized lift-up control panel	●	●	●
Automatic menu cooking	●	●	●
Time of day display/Date display/Timer	●/●/●	●/●/●	●/●/●
Delay start programming	●	●	●
Current temperature display/Default temperature	●/●	●/●	●/●
Favorites/Individual settings	20/●	20/●	20/●
Door			
CleanGlass door	●	●	●
Cavity			
XL cavity	●	●	●
Number of halogen lights	1	1	1
Cleaning convenience			
Clean Touch Steel™ front	●	●	●
Stainless-steel cavity with PerfectClean/with linen surface structure	●/●	●/●	●/●
External steam generator	●	●	●
Maintenance programs: Soak/Rinse/Dry	●/●/●	●/●/●	●/●/●
Steam technology and water supply			
MultiSteam	●	●	●
Fresh water container	●	●	●
Condensate container behind motorized lift-up control panel	–	●	–
Fresh water connection/Drain connection	●/●	–/–	●/●
Safety			
Appliance cooling system and touch-cool fronts	●	●	●
Safety shut-off/System lock	●/●	●/●	●/●
Technical data			
Appliance dimensions in inches (W x H x D)	23 7/16" x 17 15/16" x 22 7/16"	23 7/16" x 17 15/16" x 22 7/16"	23 7/16" x 17 15/16" x 22 7/16"
Electrical requirements	208V/240V, 60 Hz, 20 Amps	208V/240V, 60 Hz, 20 Amps	208V/240V, 60 Hz, 20 Amps
Plug type	NEMA 6-20 plug	NEMA 6-20 plug	NEMA 6-20 plug
Water connection requirements	Water pressure 14.5 and 87.02 psi; GHT shut off valve	–	Water pressure 14.5 and 87.02 psi; GHT shut off valve
Hose connection	9' 10" supplied hose with 3/8" compression fitting	–	9' 10" supplied hose with 3/8" compression fitting
Standard accessories			
PerfectClean Universal Tray/PerfectClean Wire rack	1/1	1/1	1/1
Stainless steel containers perforated/solid	2/1	2/1	2/1
PerfectClean FlexiClips	1	1	1
UMRP & MAP/Retail pricing	\$4,999/\$5,199	\$4,799/\$4,999	\$4,999/\$5,199
Material number			
Clean Touch Steel™	10256760	10256780	10256810
Brilliant White	–	10256770	–
Obsidian Black	–	10256800	–
Graphite Grey	–	10753960	–

Combi-Steam Ovens XXL

Product Overview



Model number	DGC 6760 XXL	DGC 6765 XXL plumbed	DGC 6860 XXL
Built-in			
Width	24" (60 cm)	24" (60 cm)	24" (60 cm)
Design			
PureLine/ContourLine	–/●	–/●	●/–
Silhouette handle/Comfort handle/ComfortSwivel handle	–/–/●	–/–/●	●/–/–
Controls	M Touch	M Touch	M Touch
Convenience features			
Wireless roast probe/Roast probe	–/●	–/●	–/●
Electronic temperature control of oven operation	●	●	●
85 – 435° Fahrenheit	●	●	●
Electronic temperature control of steam oven operation			
104 – 212° Fahrenheit	●	●	●
Climate sensor/Menu cooking without transfer of flavor	●/●	●/●	●/●
Operating modes			
Steam/Combi-Steam/MasterChef automatic programs	●/●/over 100 programs	●/●/over 100 programs	●/●/over 100 programs
MasterChef Gourmet automatic programs	●	●	●
Maxi Broil/Broil/Convection Broil	●/●/●	●/●/●	●/●/●
Convection Bake	●	●	●
Surround/Intensive/Bake	●/●/●	●/●/●	●/●/●
Sabbath Mode	●	●	●
Sous vide cooking	●	●	●
User convenience			
Motorized lift-up control panel	●	●	●
Automatic menu cooking	●	●	●
Time of day display/Date display/Timer	●/●/●	●/●/●	●/●/●
Delay start programming	●	●	●
Current temperature display/Default temperature	●/●	●/●	●/●
Favorites/Individual settings	●/●	●/●	●/●
Door			
CleanGlass door	●	●	●
Cavity			
XXL cavity	●	●	●
Number of halogen lights	2	2	2
Cleaning convenience			
Clean Touch Steel™ front	●	●	●
Stainless-steel cavity with PerfectClean/with linen surface structure	●/●	●/●	●/●
External steam generator	●	●	●
Maintenance programs: Soak/Rinse/Dry	●/●/●	●/●/●	●/●/●
Steam technology and water supply			
MultiSteam	●	●	●
Fresh water container	●	●	●
Condensate container behind motorized lift-up control panel	●	–	●
Fresh water connection/Drain connection	–/–	●/●	–/–
Safety			
Appliance cooling system and touch-cool fronts	●	●	●
Safety shut-off/System lock	●/●	●/●	●/●
Technical data			
Appliance dimensions in inches (W x H x D)	23 1/16" x 23 7/16" x 23 1/4"	23 1/16" x 23 7/16" x 23 1/4"	23 1/16" x 23 7/16" x 23 1/4"
Electrical requirements	208V/240V, 60 Hz, 20 Amps	208V/240V, 60 Hz, 20 Amps	208V/240V, 60 Hz, 20 Amps
Plug type	NEMA 6-20 plug	NEMA 6-20 plug	NEMA 6-20 plug
Water connection requirements	–	Water pressure 14.5 and 87.02 psi; GHT shut off valve	–
Hose connection	–	9' 10" supplied hose with 3/8" compression fitting	–
Standard accessories			
PerfectClean Universal Tray/PerfectClean Wire rack	1/1	1/1	1/1
Stainless steel containers perforated/solid	2/1	2/1	2/1
PerfectClean FlexiClips	1	1	1
UMRP & MAP/Retail pricing	\$5,299/\$5,499	\$5,699/\$5,899	\$5,299/\$5,499
Material number			
Clean Touch Steel™	10265740	10265750	10220980
Brilliant White	–	–	10221000
Obsidian Black	–	–	10221010
Graphite Grey	–	–	–

Combi-Steam Ovens XXL

Product Overview



Model number	DGC 6865 XXL plumbed
Built-in	
Width	24" (60cm)
Design	
PureLine/ContourLine	●/–
Silhouette handle/Comfort handle/ComfortSwivel handle	●/–/–
Controls	M Touch
Convenience features	
Wireless roast probe/Roast probe	–/●
Electronic temperature control of oven operation	●
85 – 435° Fahrenheit	●
Electronic temperature control of steam oven operation	
104 – 212° Fahrenheit	●
Climate sensor/Menu cooking without transfer of flavor	●/●
Operating modes	
Steam/Combi-Steam/MasterChef automatic programs	●/●/over 100 programs
MasterChef Gourmet automatic programs	●
Maxi Broil/Broil/Convection Broil	●/●/●
Convection Bake	●
Surround/Intensive/Bake	●/●/●
Sabbath Mode	●
Sous vide cooking	●
User convenience	
Motorized lift-up control panel	●
Automatic menu cooking	●
Time of day display/Date display/Timer	●/●/●
Delay start programming	●
Current temperature display/Default temperature	●/●
Favorites/Individual settings	●/●
Door	
CleanGlass door	●
Cavity	
XXL cavity	●
Number of halogen lights	2
Cleaning convenience	
Clean Touch Steel™ front	●
Stainless-steel cavity with PerfectClean/with linen surface structure	●/●
External steam generator	●
Maintenance programs: Soak/Rinse/Dry	●/●/●
Steam technology and water supply	
MultiSteam	●
Fresh water container	●
Condensate container behind motorized lift-up control panel	–
Fresh water connection/Drain connection	●/●
Safety	
Appliance cooling system and touch-cool fronts	●
Safety shut-off/System lock	●/●
Technical data	
Appliance dimensions in inches (W x H x D)	23 7/16" x 23 7/16" x 23 1/4"
Electrical requirements	208V/240V, 60 Hz, 20 Amps
Plug type	NEMA 6-20 plug
Water connection requirements	9' 10" supplied hose with 3/8" compression fitting
Hose connection	
Standard accessories	
PerfectClean Universal Tray/PerfectClean Wire rack	1/1
Stainless steel containers perforated/solid	2/1
PerfectClean FlexiClips	1
UMRP & MAP/Retail pricing	\$5,699/\$5,899
Material number	
Clean Touch Steel™	10221030
Brilliant White	10221050
Obsidian Black	10221060
Graphite Grey	–

Combi-Steam Oven Accessories

Product Overview



DGGL 12 Perforated Cooking Pan

For blanching or cooking vegetables, fish, meat, potatoes and much more

- Exterior dimensions W x D x H: 17.6" x 15.2" x 1.6"
- Made from treated stainless steel

Material Number: 08249430

UMRP/MAP: \$59

Retail Pricing: \$59



DGGL 20 Perforated Cooking Pan

For blanching or cooking vegetables, fish, meat, potatoes and much more

- Exterior dimensions W x D x H: 17.7" x 7.5" x 1.6"
- Made from treated stainless steel

Material Number: 08285410

UMRP/MAP: \$49

Retail Pricing: \$49



DGG 20 Solid Cooking Pan

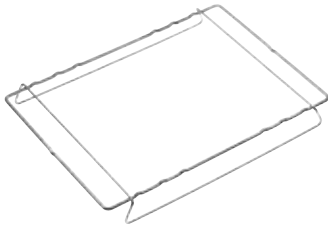
For cooking food in gravy, stock, water (e.g. B. rice, pasta)

- Exterior dimensions W x D x H: 17.7" x 7.5" x 1.6"
- Made from treated stainless steel

Material Number: 08246340

UMRP/MAP: \$49

Retail Pricing: \$49



Rack for Cooking Pans DGA

For maximum utilization of the large cavity

- Allows the use of GN cooking containers
- Made from stainless steel

Material Number: 08249560

UMRP/MAP: \$29

Retail Pricing: \$29



Grease Filter

Material Number: 08235270

UMRP/MAP: \$56

Retail Pricing: \$56



DGSE 1 Serving Element

Food served in style, enjoyed hot

- For serving hot food straight from the Miele steam oven
- Can also be used as an oven-proof dish (up to 446°F)
- Made from fine porcelain from Villeroy & Boch
- For steam cooking cont. 12.8" x 6.9" W x D & max. height of 2.6"

Material Number: 09438520

UMRP/MAP: \$180

Retail Pricing: \$180



PerfectClean Universal Tray HUBB 71

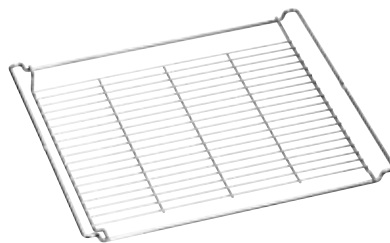
With PerfectClean finish

- Ideal for baking
- Drip tray for meat juices or fat when roasting and grilling
- Fits into FlexiClips or directly into side racks

Material Number: 09519840

UMRP/MAP: \$129

Retail Pricing: \$129



PerfectClean Wire Rack HBBR 71

With PerfectClean finish

- As a surface on which to rest baking tins and casserole dishes
- Ideal for grilling directly on the rack
- Fits perfectly on Miele Universal trays and grease trays
- For use with FlexiClips or in side racks

Material Number: 09524950

UMRP/MAP: \$79

Retail Pricing: \$79



PerfectClean FlexiClips HFC 71

For flexible, customized use of your oven

- For positioning into side racks
- Convenient access to oven trays and racks on every single level
- Easy cleaning thanks to PerfectClean finish

Material Number: 09520660

UMRP/MAP: \$169

Retail Pricing: \$169

Combi-Steam Oven Accessories

Product Overview



Induction-ready Gourmet Casserole HUB 5001 XL

For frying, braising and gratinating

- Made from die-cast aluminum with high-quality non-sticking coating
- For all ovens and cooktops, except gas cooktops

Material Number: 10314310

UMRP/MAP: \$269

Retail Pricing: \$269



Miele Microwave Features

Perfect Results and Convenience



15.75" Turntable

Plenty of space: perfect for several glasses, cups, plates or cooking containers of various sizes.



LED Lighting

High-quality and durable: LEDs place your food in the spotlight during preparation.



Popcorn Button

At the touch of a button: fast and easy preparation of one packet of popcorn.



Automatic Programs

Create dishes with ease: simply select one of 16 automatic programs, the weight of the food to be cooked and the appliance will do the rest.



Memory Function

Clever: programs consisting of up to 3 stages can be started and prepared automatically, without interruption.

Microwave Ovens

Product Overview



Model number	M 6040 SC	M 6160 TC	M 6260 TC
Built-in			
Width	24" (60 cm)	24" (60 cm)	24" (60 cm)
Design			
PureLine/ContourLine	●/–	–/●	●/–
TopControl/SideControl	–/●	●/–	●/–
Silhouette Handle/Comfort Handle	–/–	–/●	●/–
Controls	DirectSelect	DirectSelect	DirectSelect
Convenience features			
Electronically-controlled microwave power	●	●	●
Power levels	80/150/300/450/600/750/900 W	80/150/300/450/600/750/900 W	80/150/300/450/600/750/900 W
Keep-warm function	●	●	●
Operating modes			
Automatic programs	11	16	16
900 watt microwave	●	●	●
User convenience			
Popcorn button	–	●	●
Time display	●	●	●
Timer/Automatic shut-off	●/●	●/●	●/●
Minute Plus button	●	●	●
Memory function	●	●	●
Individual settings	●	●	●
Door			
Door contact switch	●	●	●
Door opening button	●	–	–
Door hinge	Left hinged	Bottom hinged	Bottom hinged
Cavity			
Stainless steel cavity	●	●	●
LED lighting	–	●	●
Turntable diameter	12.5"	15.8"	15.8"
Cleaning convenience			
Clean Touch Steel™ front	●	●	●
Safety			
Safety shut-off/System lock	●/●	●/●	●/●
Technical data			
Appliance dimensions in inches (W x H x D)	23 7/16" x 17 13/16" x 22 1/8"	23 7/16" x 17 15/16" x 22 7/16"	23 7/16" x 17 15/16" x 22 7/16"
Electrical requirements	120 V, 60 Hz, 15 Amps	120 V, 60 Hz, 15 Amps	120 V, 60 Hz, 15 Amps
Plug type	NEMA 5-15 plug	NEMA 5-15 plug	NEMA 5-15 plug
Included accessories			
Plate cover	●	●	●
UMRP & MAP/Retail pricing	\$1,299/\$1,499	\$1,999/\$2,199	\$1,999/\$2,199
Material number			
Clean Touch Steel™	09762410	09762450	09762430
Brilliant White	–	–	–
Obsidian Black	–	–	–
Graphite Grey	–	–	–





Plate and Food Warming Drawer Highlights

The Perfect Temperature for Dishware and Food

4 Operating Modes

Meals with multiple courses can be a challenge. How do you maintain the quality of your prepared food, while keeping it warmed until it's served? And once served, how can rapid cooling be avoided? A convenient solution: Miele's Warming Drawers – the perfect match for your Miele built-in appliances. Warm cups and plates or keep food at serving temperature with temperature settings from 104 – 185°F. This ensures that you and your guests enjoy a delicious meal with every course.



Touch Controls

Simply convenient: program selection at the touch of a button via a flush touch panel.

Timer

Heat guaranteed: all warming drawers feature a 4-hour timer which switches off automatically.

Self-Closing

Gentle and quiet: a special buffer allows the warming drawer to close gently.

Full-Extension Drawers

Simply practical: the warming drawer can be pulled out completely for easy loading and unloading.

Capacity

Depending on the model, dishware for up to 12 people can be pre-heated.

Warming Drawers

Product Overview



Model number	ESW 6114	ESW 6214	ESW 6380 FB
Built-in			
Width	24" (60 cm)	24" (60 cm)	30" (76 cm)
Design			
PureLine/ContourLine	●/●	●/●	-/-
Fully-integrated, custom panel	-	-	●
Touch glass control panel with sensor controls	●	●	●
Control panel with text/symbols	●/-	●/-	●/-
Silhouette handle/Comfort handle	-/-	-/-	-/-
Handleless	●	●	-
Convenience features			
Warming cookware	●	●	●
Keeping food warm	●	●	●
Precise electronic adjustable temperature control from 105 – 185°F	●	●	●
Operating modes			
Warm cups	●	●	●
Warm plates	●	●	●
Keeping food warm	●	●	●
Low temperature cooking (e.g. melting, proofing, etc.)	●	●	●
User convenience			
Fully telescopic runners for easy loading and unloading	●	●	●
Push-to-Open mechanism	●	●	-
SoftClose feature	●	●	●
Timer function	●	●	●
Loading capacity	6 place settings	6 place settings	12 place settings
Cleaning convenience			
Clean Touch Steel™ front	●	●	-
Flush touch display	●	●	●
Safety			
Cool-touch front	●	●	●
Non-slip liner	●	●	●
Safety shut-off	●	●	●
Technical data			
Appliance dimensions in inches (W x H x D)	23 7/16" x 5 9/16" x 22	23 7/16" x 5 9/16" x 22	29 13/16" x 10 13/16" x 24 7/8"
Electrical requirements	120 V, 60 Hz, 15 Amps	120 V, 60 Hz, 15 Amps	120 V, 60 Hz, 15 Amps
Plug type	NEMA 5-15 plug	NEMA 5-15 plug	NEMA 5-15 plug
Standard accessories			
Non-slip liner	1	1	1
Rack for increased capacity	-	-	1
UMRP & MAP/Retail pricing	\$1,399/\$1,499	\$1,399/\$1,499	\$1,999/\$2,099
Material number			
Clean Touch Steel™	09682550	09682560	09685060
Brilliant White	-	09739970	-
Obsidian Black	-	10034510	-
Graphite Grey	-	10754040	-

Warming Drawers

Product Overview



Model number	ESW 6580	ESW 6780	ESW 6880
Built-in			
Width	30" (76 cm)	30" (76 cm)	30" (76 cm)
Design			
PureLine/ContourLine	–/●	–/●	●/–
Fully-integrated, custom panel	–	–	–
Touch glass control panel with sensor controls	●	●	●
Control panel with text/symbols	●/–	●/–	●/–
Silhouette handle/Comfort handle	–/●	–/●	●/–
Handleless	–	–	–
Convenience features			
Warming cookware	●	●	●
Keeping food warm	●	●	●
Precise electronic adjustable temperature control from 105 – 185°F	●	●	●
Operating modes			
Warm cups	●	●	●
Warm plates	●	●	●
Keeping food warm	●	●	●
Low temperature cooking (e.g. melting, proofing, etc.)	●	●	●
User convenience			
Fully telescopic runners for easy loading and unloading	●	●	●
Push-to-Open mechanism	–	–	–
SoftClose feature	●	●	●
Timer function	●	●	●
Loading capacity	12 place settings	12 place settings	12 place settings
Cleaning convenience			
Clean Touch Steel™ front	●	●	●
Flush touch display	●	●	●
Safety			
Cool-touch front	●	●	●
Non-slip liner	●	●	●
Safety shut-off	●	●	●
Technical data			
Appliance dimensions in inches (W x H x D)	29 13/16" x 10 13/16" x 24 7/8"	29 13/16" x 10 13/16" x 24 7/8"	29 13/16" x 10 13/16" x 24 7/8"
Electrical requirements	120 V, 60 Hz, 15 Amps	120 V, 60 Hz, 15 Amps	120 V, 60 Hz, 15 Amps
Plug type	NEMA 5-15 plug	NEMA 5-15 plug	NEMA 5-15 plug
Standard accessories			
Non-slip liner	1	1	1
Rack for increased capacity	1	1	1
UMRP & MAP/Retail pricing	\$2,199/\$2,299	\$2,199/\$2,299	\$2,199/\$2,299
Material number			
Clean Touch Steel™	09685080	09685110	09685120
Brilliant White	–	–	09714250
Obsidian Black	–	–	10034540
Graphite Grey	–	–	10754210

Warming Drawers

Product Overview



Model number	ESW 6585	ESW 6885
Built-in		
Width	30" (76 cm)	30" (76 cm)
Design		
PureLine/ContourLine	–/●	●/–
Fully-integrated, custom panel	–	–
Touch glass control panel with sensor controls	●	●
Control panel with text/symbols	●/–	●/–
Silhouette handle/Comfort handle	–/–	–/–
Handleless	●	●
Convenience features		
Warming cookware	●	●
Keeping food warm	●	●
Precise electronic adjustable temperature control from 105 – 185°F	●	●
Operating modes		
Warm cups	●	●
Warm plates	●	●
Keeping food warm	●	●
Low temperature cooking (e.g. melting, proofing, etc.)	●	●
User convenience		
Fully telescopic runners for easy loading and unloading	●	●
Push-to-Open mechanism	●	–
SoftClose feature	–	●
Timer function	●	●
Loading capacity	12 place settings	12 place settings
Cleaning convenience		
Clean Touch Steel™ front	●	●
Flush touch display	●	●
Safety		
Cool-touch front	●	●
Non-slip liner	●	●
Safety shut-off	●	●
Technical data		
Appliance dimensions in inches (W x H x D)	29 12/16" x 9 3/16" x 23 3/4"	29 12/16" x 9 3/16" x 23 3/4"
Electrical requirements	120 V, 60 Hz, 15 Amps	120 V, 60 Hz, 15 Amps
Plug type	NEMA 5-15 plug	NEMA 5-15 plug
Standard accessories		
Non-slip liner	1	1
Rack for increased capacity	1	1
UMRP & MAP/Retail pricing	\$2,199/\$2,299	\$2,199/\$2,299
Material number		
Clean Touch Steel™	10653740	10653750
Brilliant White	–	10653770
Obsidian Black	–	10653760
Graphite Grey	–	10754230

Vacuum Sealing Drawer

Product Overview



Model number	EVS 6114
Construction type	
Built-in vacuum sealing drawer	●
Design	
PureLine/ContourLine	●/●
Control panel with sensor controls	●
Control panel with text/symbols	–/●
Handleless – push-to-open	●
Convenience features	
Preparing for Sous Vide cooking	●
Longer storage life of food	●
Marinating food	●
Range of applications	
Vacuum sealing food	●
Marinating food	●
Dividing food into portions	●
Vacuum sealing containers	●
Resealing original packaging	●
Sealing jars	●
Vacuum sealing liquids	●
Control panel	
Fully telescopic runners for easy loading and unloading	●
Push-to-Open mechanism	●
Vacuum settings	1 – 3
LED vacuum setting indicator	●
Sealing duration settings	1 – 3
LED sealing duration indicator	●
Stop function	●
Maximum bag size in inches (mm)	9.8 – 13.8 inches (250 – 350 mm)
Vacuum chamber capacity in cu. ft. (l)	0.3 cu.ft. (8 l)
Air extraction technology	
Stainless-steel vacuum chamber	●
Pump capacity in m³/h	4
Cleaning convenience	
Stainless steel front with Clean Touch Steel surface	●
Flush control panel	●
Note regarding moisture removal from the vacuum pump	●
Replaceable sealing bar	●
Safety	
Safety cut-out	●
Technical data	
Appliance dimensions in inches (W x H x D)	23 1/2" x 5 5/8" x 22 1/2"
Useable interior height in inches (mm)	3 1/4" (80)
Total connected load in kW/Voltage in V/Fuse rating in A	0,3/120/15
Wire length in ft (m)	5 (1.8)
Standard accessories	
Adapter for vacuum sealing container	1
Sous-vide cookbook/request card for sous-vide cookbook	–/–
Connection wire with plug	–
Vacuum sealing bags	●
UMRP & MAP/Retail pricing	\$2,999/\$3,099
Material number	
Clean Touch Steel™	10683060
Brilliant White	–
Obsidian Black	–
Graphite Grey	–



Con@ctivity 2.0

Exclusive Features for Gourmet Results

Miele Electric and Induction Cooktops - Product Highlights

Con@ctivity 2.0

Miele's Con@ctivity 2.0 feature allows you to concentrate fully on cooking, leaving the rest up to its wireless technology. Con@ctivity 2.0 gathers information from the induction cooktop and transmits it to the ventilation hood, ensuring the hood operates at the optimum power setting based on your cooking environment. To avoid unnecessary energy consumption, once the cooktop is turned off the ventilation hood will run for up to 15 minutes, depending on what is being cooked.



Con@ctivity 2.0 can control the following functions for you:

- Switching on the hood and its lighting when the cooktop is operating
- Automatic power level adjustment – to suit your cooktop setting
- Automatic delayed shutdown times (in stages of 5 or 15 minutes)
- Automatic switch-off of the hood and cooktop lighting

If needed, you may override automatic operation or use your ventilation hood manually at any time during cooking.

Required Components

In order for Con@ctivity 2.0 to function, a network-capable Miele ventilation hood and Miele induction cooktop with Con@ctivity 2.0 must be installed together. A suitable wireless stick for the induction cooktop is supplied with network-capable ventilation hoods.



Stop & Go

Automatically reduces the power level to the lowest setting for all active zones. Allowing you to temporarily leave your cooktop unattended.

Auto Heat-Up

Offering the ultimate in cooktop responsiveness, the Auto Heat-Up function provides an initial power boost before reducing the power level for continued cooking.

Keep Warm Function

Food kept at serving temperature: this function controls the temperature in the pan base and prevents food from burning.

Timer

Perfect timing: this feature allows you to set a duration for cooking and will alert you once the time is complete.

EasyClean Ceramic Glass

Designed with an extremely durable Ceran surface, this smooth, glass-like surface is designed to resist heat transfer.

Electric Cooktops

Product Overview



Model number	KM 5621	KM 5820	KM 5624
Electric cooktop			
Width	24" (60 cm)	24" (60 cm)	30" (76 cm)
240 V/208 V (2 separate models)	●/●	●/–	●/–
Controls			
Stainless Steel knob controls	●	–	●
Direct Selection	–	●	–
Direct Selection Plus	–	–	–
Control Panel placement	right side	left front	right side
Design			
Stainless steel frame	●	●	●
EasyClean Ceran surface	●	●	●
3D glass design	●	●	●
Cooking zones			
Number of cooking zones	4	3	4
Front Left:	Variable zone, 4 ³ / ₄ " – 8 ¹ / ₄ "	–	Variable zone, 7 ¹ / ₁₆ " – 9"
Power level in W	900/2,400	–	1,600/2,500
Back Left:	Single zone, 5 ¹¹ / ₁₆ "	Variable zone, 5 ¹¹ / ₁₆ " – 8 ¹ / ₄ " – 10 ⁵ / ₈ "	Single zone, 5 ¹¹ / ₁₆ "
Power level in W	1,200	950/2,000/3,100	1,200
Front Right:	Single zone, 5 ¹¹ / ₁₆ "	Single zone, 5 ¹¹ / ₁₆ "	Variable zone, 4 ³ / ₄ " – 7 ¹ / ₁₆ "
Power level in W	1,200	1,200	700/1,800
Back Right:	Variable zone, 4 ³ / ₄ " – 7 ¹ / ₁₆ "	Variable zone, 4 ³ / ₄ " – 7 ¹ / ₁₆ "	Variable zone, 4 ³ / ₄ " – 7 ¹ / ₁₆ "
Power level in W	700/1,800	700/1,800	700/1,800
Front Center:	–	–	–
Power level in W	–	–	–
Back Center:	–	–	–
Power level in W	–	–	–
Features			
Number of variable cooking zones	2	2	3
Timer	–	●	–
Auto-Heat Up	●	●	●
Stop & Go	–	●	–
Indicators			
Residual heat indicators/Power level display	●/–	●/●	●/–
Efficiency and sustainability			
Utilization of residual heat	–	–	–
Safety			
Overheating protection	●	●	●
Technical data			
Appliances dimensions in inches (W x H x D)	24 ⁵ / ₈ " x 2 ¹⁵ / ₁₆ " x 21 ⁷ / ₁₆ "	24 ⁵ / ₈ " x 2 ¹⁵ / ₁₆ " x 21 ⁷ / ₁₆ "	30 ¹ / ₂ " x 2 ¹⁵ / ₁₆ " x 21 ⁷ / ₁₆ "
Electrical requirements	208/240 V, 60 Hz, 40 Amps	240 V, 60 Hz, 40 Amps	240 V, 60 Hz, 40 Amps
Optional accessories			
Miele Ceramic and Stainless Steel Cleaner	●	●	●
Razor blade glass scraper	●	●	●
UMRP & MAP/Retail pricing	\$1,599/\$1,699	\$1,699/\$1,799	\$1,799/\$1,899
Material Number			
240 V	07821660	07821720	07821680
208 V	07821670	–	–

Electric Cooktops

Product Overview



Model number	KM 5840	KM 5627	KM 5860
Electric cooktop			
Width	30" (76 cm)	36" (90 cm)	36" (90 cm)
240 V/208 V (2 separate models)	●/–	●/●	●/–
Controls			
Stainless Steel knob controls	–	●	–
Direct Selection	–	–	–
Direct Selection Plus	●	–	●
Control Panel placement	right front	right side	right front
Design			
Stainless steel frame	●	●	●
EasyClean Ceran surface	●	●	●
3D glass design	●	●	●
Cooking zones			
Number of cooking zones	4	5	5
Front Left:	Variable zone, 7 1/16" – 9"	Variable zone, 7 1/16" – 9"	Variable zone, 7 1/16" – 9"
Power level in W	1,600/2,500	1,600/2,500	1,600/2,500
Back Left:	Single zone, 5 11/16"	Single zone, 5 11/16"	Single zone, 5 11/16"
Power level in W	1,200	1,200	1,200
Front Right:	–	Variable zone, 8 1/4" – 10 5/8"	–
Power level in W	–	2,000/2,700	–
Back Right:	Variable zone, 7 1/16" – 9"	–	Variable zone, 5 11/16" – 8 1/4" – 10 5/8"
Power level in W	1,600/2,500	–	950/2,000/3,100
Front Center:	–	Variable zone, 4 3/4" – 7 1/16"	Single zone, 5 11/16"
Power level in W	–	700/1,800	1,200
Back Center:	Variable zone, 4 3/4" – 7 1/16"	Variable zone, 4 3/4" – 7 1/16"	Variable zone, 4 3/4" – 7 1/16"
Power level in W	700/1,800	700/1,800	700/1,800
Features			
Number of variable cooking zones	3	4	3
Timer	●	–	●
Auto-Heat Up	●	●	●
Stop & Go	●	–	●
Indicators			
Residual heat indicators/Power level display	●/●	●/–	●/●
Efficiency and sustainability			
Utilization of residual heat	–	–	–
Safety			
Overheating protection	●	●	●
Technical data			
Appliances dimensions in inches (W x H x D)	30 1/2" x 2 15/16" x 21 7/16"	36" x 2 15/16" x 21 7/16"	36" x 2 15/16" x 21 7/16"
Electrical requirements	240 V, 60 Hz, 40 Amps	208/240 V, 60 Hz, 40 Amps	240 V, 60 Hz, 50 Amps
Optional accessories			
Miele Ceramic and Stainless Steel Cleaner	●	●	●
Razor blade glass scraper	●	●	●
UMRP & MAP/Retail pricing	\$1,999/\$2,099	\$1,999/\$2,099	\$2,199/\$2,299
Material Number			
240 V	07821740	07821700	07821760
208 V	–	07821710	–

Electric Cooktops

Product Overview



Model number	KM 5880
Electric cooktop	
Width	42" (106 cm)
240 V/208 V (2 separate models)	●/–
Controls	
Stainless Steel knob controls	–
Direct Selection	–
Direct Selection Plus	●
Control Panel placement	right front
Design	
Stainless steel frame	●
EasyClean Ceran surface	●
3D glass design	●
Cooking zones	
Number of cooking zones	5
Front Left:	Variable zone, 7 1/16" – 9"
Power level in W	1,600/2,500
Back Left:	Single zone, 5 11/16"
Power level in W	1,200
Front Right:	–
Power level in W	–
Back Right:	Variable zone, 5 11/16" – 8 1/4" – 10 5/8"
Power level in W	950/2,000/3,100
Front Center:	Variable zone, 4 3/4" – 7 1/16"
Power level in W	700/1,800
Back Center:	Variable zone, 5 11/16" – 8 1/4"
Power level in W	1,100/2,400
Features	
Number of variable cooking zones	4
Timer	●
Auto-Heat Up	●
Stop & Go	●
Indicators	
Residual heat indicators/Power level display	●/●
Efficiency and sustainability	
Utilization of residual heat	–
Safety	
Overheating protection	●
Technical data	
Appliances dimensions in inches (W x H x D)	42 1/16" x 2 1/8" x 21 7/16"
Electrical requirements	240 V, 60 Hz, 50 Amps
Optional accessories	
Miele Ceramic and Stainless Steel Cleaner	●
Razor blade glass scraper	●
UMRP & MAP/Retail pricing	\$2,599/\$2,699
Material Number	
240 V	07821780
208 V	–

Induction Cooktops

Product Overview



Model number	KM 6320	KM 6360	KM 6365
Induction cooktop			
Width	24" (60 cm)	30" (76 cm)	30" (76 cm)
240V/208V	●	●	●
Controls			
Direct Selection	●	–	–
Direct Selection Plus	–	●	●
Power levels with digital display	1 – 9 default, 1 – 12 extended	1 – 9 default, 1 – 12 extended	1 – 9 default, 1 – 12 extended
Change of Power levels	●	●	●
Control Panel placement	front center	right front	right front
Design			
Stainless steel frame	●	●	–
Frameless for flush mounting	–	–	●
EasyClean Ceran surface	●	●	●
Cooking zones			
Number of cooking zones	3	4	4
PowerFlex zones	1	1	1
Diameter in inches	9" – 15"	9" – 15"	9" – 15"
Power level in W/Booster/TwinBooster 1/Twin Booster 2	3,550/5,000/7,700	3,550/5,000/7,700	3,550/5,000/7,700
Cooking zone			
Position/Type/Diameter in inches	left/Vario/7" – 11"	front left/Vario/7" – 11"	front left/Vario/7" – 11"
Power level in W/Booster/TwinBooster 1/Twin Booster 2	2,500/3,100/3,850	2,500/3,100/3,850	2,500/3,100/3,850
Cooking zone			
Position/Type/Diameter in inches	back right/Vario/6" – 9"	back left/Vario/4" – 6"	back left/Vario/4" – 6"
Power level in W/Booster/TwinBooster 1/Twin Booster 2	2,200/3,100/3,850	1,450/1,900	1,450/1,900
Cooking zone			
Position/Type/Diameter in inches	front right/Vario/6" – 9"	Center/Vario/6" – 9"	Center/Vario/6" – 9"
Power level in W/Booster/TwinBooster 1/Twin Booster 2	2,200/3,100/3,850	2,200/3,100/3,850	2,200/3,100/3,850
Cooking zone			
Position/Type/Diameter in inches	–/–/–	back right/Vario/6" – 9"	back right/Vario/6" – 9"
Power level in W/Booster/TwinBooster 1/Twin Booster 2	–/–/–	2,200/3,100/3,850	2,200/3,100/3,850
Cooking zone			
Position/Type/Diameter in inches	–/–/–	–/–/–	–/–/–
Power level in W/Booster/TwinBooster 1/Twin Booster 2	–/–/–	–/–/–	–/–/–
Convenience features			
Con@ctivity 2.0 – communication between cooktop and hood	●	●	●
Automatic pan size recognition	●	●	●
Extended zones	●	●	●
Stop&Go function/Keeping warm function	●/●	●/●	●/●
Minute minder/Timer/Auto heat-up	●/●/●	●/●/●	●/●/●
Programmable settings (e.g. buzzer tones)	●	●	●
Indicators			
Residual heat indicators/Power level display	●/●	●/●	●/●
Safety			
Safety switch-off	●	●	●
Safety lock/System lock	●/●	●/●	●/●
Fault indication/Integrated cooling fan/Overheating protection	●/●/●	●/●/●	●/●/●
Technical data			
Appliance dimensions in inches (W x H x D)	24 ⁵ / ₈ " x 4 ¹ / ₈ " x 21 ⁷ / ₁₆ "	30 ¹ / ₂ " x 4 ¹ / ₈ " x 21 ⁷ / ₁₆ "	30 ⁵ / ₁₆ " x 4 ³ / ₈ " x 20 ³ / ₁₆ "
Electrical requirements	240/208 V, 40 Amps	240/208 V, 40 Amps	240/208 V, 40 Amps
Optional accessories			
Miele Ceramic and Stainless Steel Cleaner	●	●	●
Razor blade glass scraper	●	●	●
Induction-Ready Casserole	●	●	●
UMRP & MAP/Retail pricing	\$2,299/\$2,399	\$2,999/\$3,099	\$2,899/\$2,999
Material number	09775880	09775890	09775900

Induction Cooktops

Product Overview



Model number	KM 6370	KM 6375	KM 6377
Induction cooktop			
Width	36" (90 cm)	36" (90 cm)	42" (106 cm)
240V/208V	●	●	●
Controls			
Direct Selection	–	–	–
Direct Selection Plus	●	●	●
Power levels with digital display	1 – 9 default, 1 – 12 extended	1 – 9 default, 1 – 12 extended	1 – 9 default, 1 – 12 extended
Change of Power levels	●	●	●
Control Panel placement	right front	right front	front center
Design			
Stainless steel frame	●	–	●
Frameless for flush mounting	–	●	–
EasyClean Ceran surface	●	●	●
Cooking zones			
Number of cooking zones	5	5	5
PowerFlex zones	1	1	2
Diameter in inches	9" – 15"	9" – 15"	9" – 15"
Power level in W/Booster/TwinBooster 1/Twin Booster 2	3,550/5,000/7,700	3,550/5,000/7,700	3,550/5,000/7,700
Cooking zone			
Position/Type/Diameter in inches	front left/Vario/6" – 9"	front left/Vario/6" – 9"	front left/Vario/6" – 9"
Power level in W/Booster/TwinBooster 1/Twin Booster 2	2,200/3,100/3,850	2,200/3,100/3,850	2,200/3,100/3,850
Cooking zone			
Position/Type/Diameter in inches	back left/Vario/6" – 9"	back left/Vario/6" – 9"	back left/Vario/6" – 9"
Power level in W/Booster/TwinBooster 1/Twin Booster 2	2,200/3,100/3,850	2,200/3,100/3,850	2,200/3,100/3,850
Cooking zone			
Position/Type/Diameter in inches	Center back/Vario/5 1/2" – 8"	Center back/Vario/5 1/2" – 8"	Center/Vario/7" – 11"
Power level in W/Booster/TwinBooster 1/Twin Booster 2	1,950/2,600	1,950/2,600	2,500/3,100/3,850
Cooking zone			
Position/Type/Diameter in inches	Center front/Vario/4" – 6"	Center front/Vario/4" – 6"	back right/Vario/6" – 9"
Power level in W/Booster/TwinBooster 1/Twin Booster 2	1,450/1,900	1,450/1,900	2,200/3,100/3,850
Cooking zone			
Position/Type/Diameter in inches	back right/Vario/7" – 11"	back right/Vario/7" – 11"	front right/Vario/6" – 9"
Power level in W/Booster/TwinBooster 1/Twin Booster 2	2,500/3,100/3,850	2,500/3,100/3,850	2,200/3,100/3,850
Convenience features			
Con@ctivity 2.0 – communication between cooktop and hood	●	●	●
Automatic pan size recognition	●	●	●
Extended zones	●	●	●
Stop&Go function/Keeping warm function	●/●	●/●	●/●
Minute minder/Timer/Auto heat-up	●/●/●	●/●/●	●/●/●
Programmable settings (e.g. buzzer tones)	●	●	●
Indicators			
Residual heat indicators/Power level display	●/●	●/●	●/●
Safety			
Safety switch-off	●	●	●
Safety lock/System lock	●/●	●/●	●/●
Fault indication/Integrated cooling fan/Overheating protection	●/●/●	●/●/●	●/●/●
Technical data			
Appliance dimensions in inches (W x H x D)	36" x 4 1/8" x 21 7/16"	35 7/8" x 4 3/8" x 20 3/16"	42 1/2" x 4 1/8" x 21 7/16"
Electrical requirements	240/208 V, 50 Amps	240/208 V, 50 Amps	240/208 V, 50 Amps
Optional accessories			
Miele Ceramic and Stainless Steel Cleaner	●	●	●
Razor blade glass scraper	●	●	●
Induction-Ready Casserole	●	●	●
UMRP & MAP/Retail pricing	\$3,499/\$3,599	\$3,399/\$3,499	\$3,999/\$4,099
Material number	09775910	09775920	09775930





Miele

Gas Cooktop Highlights

Exclusive Features for Gourmet Results

Gas Cooktops: Natural Gas or Liquid Propane

Miele offers the option of natural gas or liquid propane cooktops to meet your cooking needs.



ComfortClean Grates

Fast cleaning: enjoy the convenience of removable, dishwasher-safe grates.



Individual Design

Attractive designs to suit all tastes: a professional stainless steel or elegant ceramic glass.



Installation Options

Miele Gas Cooktops offer variety, allowing you to choose from different design installations. Choose a flush mounted cooktop for a completely seamless look, or a proud installation, adding a lip of stainless steel above your countertop.



Fast Ignition System

No need to press or hold the control: convenient rotary electronic controls to switch burners on.



Wok Burner

Professional: single or dual-wok burner for uniform and/or separate power regulation of both flame rings.

Gas Cooktops

Product Overview



Model number	KM 2012 G	KM 3010 G	KM 2032 G
Gas cooktop			
Width	24" (60 cm)	24" (60 cm)	30" (76 cm)
G/LP (2 separate models)	●/–	●/–	●/–
Controls			
Stainless Steel knob controls	●	●	●
Control Panel placement	center front	center front	center front
Design			
Gas on glass	–	●	–
Stainless steel finish and frame	●	–	●
Flush mounting	–	–	–
Cast iron grates	●	●	●
Grates design	Linear	Hexa	Linear
Burners			
Number of sealed burners	4	4	5
Cooking zones			
Front Left:	Wok burner	High-speed burner	High-speed burner
Burner output in BTU	3,700 – 11,300	2,000 – 9,300	1,800 – 8,600
Back Left:	Simmer burner	Simmer burner	Simmer burner
Burner output in BTU	800 – 3,800	1,000 – 3,750	850 – 3,800
Front Right:	Normal burner	Normal burner	Normal burner
Burner output in BTU	1,200 – 5,500	1,450 – 5,800	1,200 – 5,500
Back Right:	Normal burner	Normal burner	Normal burner
Burner output in BTU	1,200 – 5,500	1,450 – 5,800	1,200 – 5,500
Front Center:	–	–	Wok
Burner output in BTU	–	–	3,700 – 11,300
Back Center:	–	–	–
Burner output in BTU	–	–	–
Features			
EasyClean Ceran surface	–	●	–
ComfortClean dishwasher-safe grates	–	●	–
Safety			
Ignition Safety control	●	●	●
QuickStart (fast ignition)	–	–	–
Technical data			
Appliance dimensions in inches (W x H x D)	23 1/16" x 2 3/16" x 20 1/4"	24 5/8" x 2 13/16" x 20 11/16"	29 1/2" x 2 1/8" x 20 1/2"
Total burner output in BTU	25,600	24,650	34,700
Electrical requirements	120 V, 60 Hz, 15 Amps	120 V, 60 Hz, 15 Amps	120 V, 60 Hz, 15 Amps
Standard accessories			
Wok ring	–	–	●
Trivet	–	–	–
Optional accessories			
KMGP 340 Griddle Plate	–	–	–
Miele Ceramic and Stainless Steel Cleaner	–	●	–
Razor blade glass scraper	–	●	–
UMRP & MAP/Retail pricing	\$1,199/\$1,299	\$1,399/\$1,499	\$1,199/\$1,299
Material Number			
Natural Gas	11471350	06792680	10735660
Liquid Propane	–	–	–

Gas Cooktops

Product Overview



Model number	KM 3465 G/LP	KM 3464 G	KM 3474 G
Gas cooktop			
Width	30" (76 cm)	30" (76 cm)	36" (90 cm)
G/LP (2 separate models)	●/●	●/-	●/●
Controls			
Stainless Steel knob controls	●	●	●
Control Panel placement	right side	right side	center front
Design			
Gas on glass	-	-	-
Stainless steel finish and frame	●	●	●
Flush mounting	-	-	-
Cast iron grates	●	●	●
Grates design	Linear	Hexa	Hexa
Burners			
Number of sealed burners	4	4	5
Cooking zones			
Front Left:	Double-inset super burner	Double-inset super burner	Double-inset super burner
Burner output in BTU	620 – 15,300	620 – 15,300	620 – 15,300
Back Left:	High-speed burner	High-speed burner	High-speed burner
Burner output in BTU	1,700 – 9,000	1,700 – 9,000	1,700 – 9,000
Front Right:	High-speed burner	High-speed burner	Double-inset super burner
Burner output in BTU	1,700 – 9,000	1,700 – 9,000	620 – 15,300
Back Right:	Super burner	Super burner	High-speed burner
Burner output in BTU	2,500 – 12,000	2,500 – 12,000	1,700 – 9,000
Front Center:	-	-	-
Burner output in BTU	-	-	-
Back Center:	-	-	Super burner
Burner output in BTU	-	-	2,500 – 12,000
Features			
EasyClean Ceran surface	-	-	-
ComfortClean dishwasher-safe grates	-	-	-
Safety			
Ignition Safety control	●	●	●
QuickStart (fast ignition)	●	●	●
Technical data			
Appliance dimensions in inches (W x H x D)	30" x 3 1/4" x 21 5/16"	30" x 3 1/4" x 21 5/16"	36" x 3 3/8" x 21 5/16"
Total burner output in BTU	45,300	45,300	60,600
Electrical requirements	120 V, 60 Hz, 15 Amps	120 V, 60 Hz, 15 Amps	120 V, 15 Amps
Standard accessories			
Wok ring	●	●	●
Trivet	-	-	-
Optional accessories			
KMGP 340 Griddle Plate	●	●	●
Miele Ceramic and Stainless Steel Cleaner	-	-	●
Razor blade glass scraper	-	-	-
UMRP & MAP/Retail pricing	\$1,999/\$2,099	\$1,999/\$2,099	\$2,099/\$2,199
Material number			
Natural Gas	06792700	06792780	06792760
Liquid Propane	06792730	-	-

Gas Cooktops

Product Overview



Model number	KM 3054 G	KM 2355 G/LP	KM 3475 G/LP
Gas cooktop			
Width	36" (90 cm)	36" (90 cm)	36" (90 cm)
G/LP (2 separate models)	●/–	●/●	●/●
Controls			
Stainless Steel knob controls	●	●	●
Control Panel placement	center front	center front	center front
Design			
Gas on glass	●	–	–
Stainless steel finish and frame	–	●	●
Flush mounting	–	●	–
Cast iron grates	●	●	●
Grates design	Hexa	Linear	Linear
Burners			
Number of sealed burners	5	5	5
Cooking zones			
Front Left:	–	Simmer burner	Double-inset super burner
Burner output in BTU	–	1,200 – 3,900	620 – 15,300
Back Left:	Super burner	High-speed burner	High-speed burner
Burner output in BTU	800 – 16,500	1,700 – 9,800	1,700 – 9,000
Front Right:	Normal burner	Normal burner	Double-inset super burner
Burner output in BTU	1,450 – 5,800	1,200 – 5,900	620 – 15,300
Back Right:	Normal burner	Normal burner	High-speed burner
Burner output in BTU	1,450 – 5,800	1,200 – 5,900	1,700 – 9,000
Front Center:	High-speed burner	–	–
Burner output in BTU	2,000 – 9,300	–	–
Back Center:	Simmer burner	Double-inset super burner	Super burner
Burner output in BTU	1,000 – 3,750	750 – 15,000	2,500 – 12,000
Features			
EasyClean Ceran surface	●	–	–
ComfortClean dishwasher-safe grates	●	●	–
Safety			
Ignition Safety control	●	●	●
QuickStart (fast ignition)	●	●	●
Technical data			
Appliance dimensions in inches (W x H x D)	37 1/16" x 2 13/16" x 20 11/16"	35 1/8" x 3 1/16" x 20 3/16"	36" x 3 3/8" x 21 5/16"
Total burner output in BTU	41,450	36,500	60,600
Electrical requirements	120 V, 60 Hz, 15 Amps	120 V, 15 Amps	120 V, 15 Amps
Standard accessories			
Wok ring	●	●	●
Trivet	–	●	–
Optional accessories			
KMGP 340 Griddle Plate	●	–	●
Miele Ceramic and Stainless Steel Cleaner	●	●	●
Razor blade glass scraper	●	–	–
UMRP & MAP/Retail pricing	\$2,199/\$2,299	\$2,199/\$2,299	\$2,099/\$2,199
Material number			
Natural Gas	09272070	09450190	06792770
Liquid Propane	–	09456920	06792810

Gas Cooktops

Product Overview



Model number	KM 3484 G	KM 3485 G/LP
Gas cooktop		
Width	42" (106 cm)	42" (106 cm)
G/LP (2 separate models)	●/–	●/●
Controls		
Stainless Steel knob controls	●	●
Control Panel placement	right side	right side
Design		
Gas on glass	–	–
Stainless steel finish and frame	●	●
Flush mounting	–	–
Cast iron grates	●	●
Grates design	Hexa	Linear
Burners		
Number of sealed burners	6	6
Cooking zones		
Front Left:	Double-inset super burner	Double-inset super burner
Burner output in BTU	620 – 15,300	620 – 15,300
Back Left:	High-speed burner	High-speed burner
Burner output in BTU	1,700 – 9,000	1,700 – 9,000
Front Right:	Double-inset super burner	Double-inset super burner
Burner output in BTU	620 – 15,300	620 – 16,500
Back Right:	High-speed burner	High-speed burner
Burner output in BTU	1,700 – 9,000	1,700 – 9,000
Front Center:	Super burner	Super burner
Burner output in BTU	2,500 – 12,000	2,500 – 12,000
Back Center:	Super burner	Super burner
Burner output in BTU	2,500 – 12,000	2,500 – 12,000
Features		
EasyClean Ceran surface	–	–
ComfortClean dishwasher-safe grates	–	–
Safety		
Ignition Safety control	●	●
QuickStart (fast ignition)	●	●
Technical data		
Appliance dimensions in inches (W x H x D)	42 1/2" x 3 3/8" x 21 5/16"	42 1/2" x 3 3/8" x 21 5/16"
Total burner output in BTU	73,800	73,800
Electrical requirements	120 V, 15 Amps	120 V, 15 Amps
Standard accessories		
Wok ring	●	●
Trivet	–	–
Optional accessories		
KMGP 340 Griddle Plate	●	●
Miele Ceramic and Stainless Steel Cleaner	●	●
Razor blade glass scraper	–	–
UMRP & MAP/Retail pricing	\$2,299/\$2,399	\$2,299/\$2,399
Material number		
Natural Gas	06792840	06792850
Liquid Propane	–	06792870



CombiSet™ Highlights

Exclusive Features for Gourmet Results

Miele CombiSets™ marry style and convenience. Despite each appliance working independently of the others, all look as if they fit together. Installed next to each other, they create a uniform and elegant ensemble. A design highlight in any kitchen!



Appliance Widths

Choose from 12" or 15" on varied models: different widths allow you to mix-and-match to suit your needs.

Stainless Steel Frame

Uniform frame design: no matter which combination of CombiSets™ are installed, they are always a perfect match.

Inclined Control Panel

Perfect look: the ergonomically designed control panel simplifies operation, while its stainless steel knobs complement the matching design of the CombiSet™ elements.

Indicators

Safe and effective: a display with up to three indicator modes.

Product Overview



Model number	CS 1011 G	CS 1012-1 G/LP
CombiSet™ type	Wok gas burner	Double gas burner
Width	12" (30 cm)	12" (30 cm)
G/LP (2 separate models)	●/–	●/●
240 V/208 V (2 separate models)	–/–	–/–
Design		
Stainless steel finish and frame	●	●
EasyClean Ceran surface with stainless steel frame	–	–
Cooking zones		
Position/Type/Diameter in inches	Central/Double-Wokburner/–	Front/Normal burner/–
Power output/Booster/TwinBooster	680 – 17,500 BTU	775 BTU – 5,700 BTU
Position/Type/Diameter in inches	–/–/–	Back/High speed burner/–
Power output/Booster	–/–	1,550 BTU – 10,600 BTU
Features		
Tepan Yaki surface (2 zones)	–	–
BBQ surface in inches/BBQ power in W	–/–	–/–
Electric broiler/fryer power level in Fahrenheit	–/–	–/–
Indicators		
Residual heat indicator	●	●
Temperature reached indicator	–	–
Booster/In-operation/Extended area indicator	–/●/–	–/●/–
Technical data		
Appliance dimensions in inches (W x H x D)	11 5/16" x 4 3/16" x 20 1/2"	11 5/16" x 4 3/16" x 20 1/2"
Total burner output in BTU	17,500	16,300
Electrical requirements	120 V, 60 Hz, 15 Amps	120 V, 60 Hz, 15 Amps
Standard accessories		
Lava rock	–	–
Pasta insert/Fryer lid	–/–	–/–
Optional accessories		
Miele Ceramic and Stainless Steel Cleaner	–	–
CSZL 1500 connecting strip	●	●
CSGP 1300 Griddle Plate	–	–
UMRP & MAP/Retail pricing	\$1,199/\$1,299	\$1,199/\$1,299
Material number		
Natural Gas	07141860	09026740
Liquid Propane	–	09026700



Model number	CS 1112 E
CombiSet™ type	Electric double burner
Width	12" (30 cm)
G/LP (2 separate models)	-/-
240 V/208 V (2 separate models)	●/-
Design	
Stainless steel finish and frame	-
EasyClean Ceran surface with stainless steel frame	●
Cooking zones	
Position/Type/Diameter in inches	Front/Single zone/5 3/4"
Power output/Booster/TwinBooster	1,200 W
Position/Type/Diameter in inches	Back/Variable zone/4" – 7"
Power output/Booster	700/1,800 W
Features	
Tepan Yaki surface (2 zones)	-
BBQ surface in inches/BBQ power in W	-/-
Electric broiler/fryer power level in Fahrenheit	-/-
Indicators	
Residual heat indicator	●
Temperature reached indicator	-
Booster/In-operation/Extended area indicator	-/●/-
Technical data	
Appliance dimensions in inches (W x H x D)	11 5/16" x 3 5/8" x 20 1/2"
Electrical requirements	240 V, 60 Hz, 20/15 Amps
Standard accessories	
Lava rock	-/-
Pasta insert/Fryer lid	-
Optional accessories	
Miele Ceramic and Stainless Steel Cleaner	●
CSZL 1500 connecting strip	●
CSGP 1300 Griddle Plate	-
UMRP & MAP/Retail pricing	\$1,199/\$1,299
Material number	
240 V	07141710
208 V	-

Product Overview



Model number	CS 1322 BG	CS 1327 Y
CombiSet™ type	Electric barbecue	Tepan Yaki
Width	15" (38 cm)	15" (38 cm)
G/LP (2 separate models)	-/-	-/-
240 V/208 V (2 separate models)	●/●	●/-
Design		
Stainless steel finish and frame	●	●
EasyClean Ceran surface with stainless steel frame	-	-
Cooking zones		
Position/Type/Diameter in inches	-/-/-	Front/Tepan Yaki/-
Power output/Booster/TwinBooster	-/-/-	1,200 W/-/-
Position/Type/Diameter in inches	-/-/-	Back/Tepan Yaki/-
Power output/Booster	-/-	1,200 W/-
Features		
Tepan Yaki surface (2 zones)	-	●
BBQ surface in inches/BBQ power in W	9 13/16" x 16 9/16"/3,400	-/-
Electric broiler/fryer power level in Fahrenheit	-/-	-/-
Indicators		
Residual heat indicator	●	●
Temperature reached indicator	-	-
Residual heat/Booster/In-operation/Extended area indicator	-/-/●/-	●/-/●/-
Technical data		
Appliance dimensions in inches (W x H x D)	14 15/16" x 4 15/16" x 20 1/2"	14 15/16" x 3 5/8" x 20 1/2"
Electrical requirements	208 V/240 V, 60 Hz, 15 Amps	240 V, 60 Hz, 15 Amps
Standard accessories		
Lava rock	●	-
Pasta insert/Fryer lid	-/-	-/-
Optional accessories		
Miele Ceramic and Stainless Steel Cleaner	●	●
CSZL 1500 connecting strip	●	●
CSGP 1300 Griddle Plate	-	-
UMRP & MAP/Retail pricing	\$1,649/\$1,749	\$2,299/\$2,399
Material number		
240 V	07141800	07890140
208 V	07235280	-



Model number	CS 1411 F
CombiSet™ type	Electric boiler/fryer
Width	12" (30 cm)
G/LP (2 separate models)	-/-
240 V/208 V (2 separate models)	●/-
Design	
Stainless steel finish and frame	●
EasyClean Ceran surface with stainless steel frame	-
Cooking zones	
Position/Type/Diameter in inches	-/-/-
Power output/Booster/TwinBooster	-/-/-
Position/Type/Diameter in inches	-/-/-
Power output/Booster	-/-
Features	
Tepan Yaki surface (2 zones)	-
BBQ surface in inches/BBQ power in W	-/-
Electric broiler/fryer power level in Fahrenheit	●/176 – 392°F
Indicators	
Residual heat indicator	●
Temperature reached indicator	●
Booster/In-operation/Extended area indicator	●/-
Technical data	
Appliance dimensions in inches (W x H x D)	11 5/16" x 9 1/16" x 20 1/2"
Electrical requirements	240 V, 60 Hz, 15 Amps
Standard accessories	
Lava rock	-
Pasta insert/Fryer lid	●/●
Optional accessories	
Miele Ceramic and Stainless Steel Cleaner	-
CSZL 1500 connecting strip	●
CSGP 1300 Griddle Plate	-
UMRP & MAP/Retail pricing	\$1,799/\$1,899
Material number	
240 V	07141820
208 V	-

Cooktop and CombiSet™ Accessories

Product Overview



CSZL 1500 Connecting Strip for CS 1000 Series CombiSet™ units

For installing several CombiSet elements in one single cut-out

- Elegant - including stainless steel strips to cover gaps
- Includes spring clips for installation in a cut-out

Material Number: 09102880

UMRP/MAP: \$100

Retail Pricing: \$100



Razor Blade Glass Scraper

For ceramic glass cooktops

- Easy removal of dried food residue
- No damage to cooktop surface

Material Number: 01065471

UMRP/MAP: \$18

Retail Pricing: \$18



Gourmet Casserole HUB 62-22

For ovens, combi-steam ovens and induction cooktops

- Made from die-cast aluminum with high-quality non-sticking coating
- Casserole lid can be ordered separately
- Dimensions in W x D x H: 16.6" x 10.1" x 3.4"

Material Number: 10314280

UMRP/MAP: \$229

Retail Pricing: \$229



Gourmet Casserole HUB 62-35

For frying, braising and gratinating

- Made from die-cast aluminium with high-quality non-sticking coating
- Casserole lid can be ordered separately
- For all ovens and cooktops, except gas cooktops
- Dimensions in W x D x H: 16.6" x 14.8" x 3.4"

Material Number: 10314300

UMRP/MAP: \$269

Retail Pricing: \$269



Induction-ready Gourmet Casserole HUB 5001-XL

For frying, braising and gratinating

- Made from die-cast aluminium with high quality non-sticking coating
- Casserole lid can be ordered separately
- For all ovens and cooktops, except gas cooktops
- Dimensions in W x D x H: 17.6" x 15.2" x 3.4"

Material Number: 10314310

UMRP/MAP: \$269

Retail Pricing: \$269





con@ctivity 2.0

Ventilation Hood Highlights

Excellent Features for a Clean Atmosphere

WifiConn@ct

Miele's WifiConn@ct feature allows users to conveniently connect their Miele appliances to the internet via a Wifi router and the Miele@mobile app. The many benefits include using your smartphone or tablet to: check an appliance status while home or away, receive alert notifications, or visit the Miele online shop to place orders.

Con@ctivity 2.0

Miele's Con@ctivity 2.0 feature allows you to concentrate fully on cooking, leaving the rest up to its wireless technology. Con@ctivity 2.0 gathers information from the induction cooktop and transmits it to the ventilation hood, ensuring the hood operates at the optimum power setting based on your cooking environment. To avoid unnecessary energy consumption, once the cooktop is turned off the ventilation hood will run for up to 15 minutes, depending on what is being cooked.

Con@ctivity 2.0 can control the following functions for you:

- Switching on the hood and its lighting when the cooktop is operating
- Automatic power level adjustment – to suit your cooktop setting
- Automatic delayed shutdown times (in stages of 5 or 15 minutes)
- Automatic switch-off of the hood and cooktop lighting

If needed, you may override automatic operation or use your ventilation hood manually at any time during cooking.

Required Components

In order for Con@ctivity 2.0 to function, a network-capable Miele ventilation hood and Miele induction cooktop with Con@ctivity 2.0 must be installed together. A suitable wireless stick for the induction cooktop is supplied with network-capable ventilation hoods.



LED Lighting

Specially developed for select Miele ventilation hoods, LED lighting shines a more natural light to highlight the pure color and texture of your food, but also saves energy. This long lasting LED lighting is tested to last the 20 year life cycle of your hood.



10-Ply Stainless Steel Grease Filters

Convenient cleaning: the high-quality metal grease filters are dishwasher-safe and extremely durable. Efficiently and effectively filtering grease, odor and steam from your kitchen.



OdorFree Charcoal Filter

Removes unpleasant odors: molecules are trapped in the micro-pores, reacts with the active charcoal and converts the molecules into an odorless substance, therefore being neutralized.



Miele CleanCover

Miele's unique CleanCover, a smooth liner inside the canopy, prevents exposure to live components, cables and sharp edges.



Delayed Shutdown

Odor-free room air: after cooking, the fan can be set to switch off automatically after a 5 or 15 minute period.

Wall Hoods

Product Overview



Model number	PUR 88 W	PUR 98 W
Installation		
Wall/Island ventilation hood	●/–	●/–
Width	30" (60 cm)	36" (90 cm)
Venting type		
Vented/Recirculating	●/●	●/●
User convenience		
Front-mounted controls	●	●
Touch on Glass controls	–	–
Programmable filter saturation timer	–	–
Easy-to-clean CleanCover	●	●
Delayed shutdown for 5 or 15 mins.	–	–
Con@ctivity 2.0 – communication between hood and induction cooktop	–	–
Automatic shut-off of intensive level, programmable for 10 minutes	●	●
Dishwasher-safe stainless steel grease filters	2	3
Networking of domestic appliances		
Miele@Home/WiFiConn@ct/MobileControl	–/–/–	–/–/–
Lighting		
Halogen	–	–
LED ClearView lighting	●	●
Number x W	2 x 3 W	2 x 3 W
Multi-colored LED glass-edge lighting	–	–
Dimmable lighting	–	–
Blower		
Maximum CFM setting	625	625
Fan speeds (incl. intensive)	4	4
Technical data		
Canopy dimensions in inches (W x H x D)	26 ⁷ / ₁₆ " x 2 ⁷ / ₁₆ " x 19 ¹¹ / ₁₆ "	35 ³ / ₈ " x 2 ⁷ / ₁₆ " x 19 ¹¹ / ₁₆ "
Overall height in inches – vented	26 ¹⁵ / ₁₆ " - 39 ⁹ / ₁₆ "	26 ¹⁵ / ₁₆ " - 39 ⁹ / ₁₆ "
Overall height in inches – recirculating	32 ¹ / ₁₆ " - 44 ¹ / ₁₆ "	32 ¹ / ₁₆ " - 44 ¹ / ₁₆ "
Electrical requirements	120 V, 60 Hz, 15 Amps	120 V, 60 Hz, 15 Amps
Plug type	NEMA 5-15 plug	NEMA 5-15 plug
Installation notes		
Vent connection top/rear/side	●/●/–	●/●/–
Telescopic chimney/Telescopic wall bracket	●/–	●/–
Glass/Stainless steel panels (DRP 6590) – sold separately	–/–	–/–
Optional accessories		
Recirculation kit/OdorFree charcoal filter	Add DUW20/DKF 12-900	Add DUW20/ DKF 12-900
R2000 Reducing Collar	●	●
RAL option		
RAL colors (over 200 options)	–	–
UMRP & MAP/Retail pricing	\$1,099/\$1,199	\$1,199/\$1,299
Material number		
Stainless Steel	10743170	10743150
White & Black	–	–
Brilliant White	–	–
Obsidian Black	–	–

Wall Hoods

Product Overview



Model number	DA 398-7	DA 399-7	DA 5428 W
Installation			
Wall/Island ventilation hood	●/–	●/–	●/–
Width	30" (60 cm)	36" (90 cm)	48" (120 cm)
Venting type			
Vented/Recirculating	●/●	●/●	●/●
User convenience			
Front-mounted controls	●	●	●
Touch on Glass controls	–	–	–
Programmable filter saturation timer	●	●	●
Easy-to-clean CleanCover	●	●	●
Delayed shutdown for 5 or 15 mins.	–	–	●
Con@ctivity 2.0 – communication between hood and induction cooktop	–	–	–
Automatic shut-off of intensive level, programmable for 10 minutes	–	–	●
Dishwasher-safe stainless steel grease filters	2	3	4
Networking of domestic appliances			
Miele@Home/WiFiConn@ct/MobileControl	–/–/–	–/–/–	●/●/●
Lighting			
Halogen	–	–	●
LED ClearView lighting	●	●	●
Number x W	2 x 3 W	2 x 3 W	4 x 3 W
Multi-colored LED glass-edge lighting	–	–	–
Dimmable lighting	–	–	–
Blower			
Maximum CFM setting	625	625	625
Fan speeds (incl. intensive)	4	4	4
Technical data			
Canopy dimensions in inches (W x H x D)	29 7/16" x 4 3/4" x 20 1/2"	35 1/4" x 4 3/4" x 20 1/2"	47 3/16" x 4 3/4" x 20 1/2"
Overall height in inches – vented	27 3/8" – 40"	27 3/8" – 40"	29 3/8" – 41 1/2"
Overall height in inches – recirculating	32 1/2" – 45 1/16"	32 1/2" – 45 1/16"	34 7/16" – 46 5/8"
Electrical requirements	120 V, 60 Hz, 15 Amps	120 V, 60 Hz, 15 Amps	120 V, 60 Hz, 15 Amps
Plug type	NEMA 5-15 plug	NEMA 5-15 plug	NEMA 5-15 plug
Installation notes			
Vent connection top/rear/side	●/●/–	●/●/–	●/●/–
Telescopic chimney/Telescopic wall bracket	●/–	●/–	●/●
Glass/Stainless steel panels (DRP 6590) – sold separately	–/–	–/–	–/–
Optional accessories			
Recirculation kit/OdorFree charcoal filter	DUW 20/DKF 12-900	DUW 20/DKF 12-900	DUW 20/DKF 12-900
R2000 Reducing Collar	●	●	●
RAL option			
RAL colors (over 200 options)	–	–	–
UMRP & MAP/Retail pricing	\$2,049/\$2,149	\$2,049/\$2,149	\$2,749/\$2,849
Material number			
Stainless Steel	10558810	10558800	10934860
White & Black	–	–	–
Brilliant White	–	–	–
Obsidian Black	–	–	–

Wall Hoods

Product Overview



Model number	DA 6596 W	DA 6698 W
Installation		
Wall/Island ventilation hood	●/–	●/–
Width	36" (90 cm)	36" (90 cm)
Venting type		
Vented/Recirculating	●/●	●/●
User convenience		
Front-mounted controls	●	●
Touch on Glass controls	–	●
Programmable filter saturation timer	●	●
Easy-to-clean CleanCover	●	●
Delayed shutdown for 5 or 15 mins.	●	●
Con@ctivity 2.0 – communication between hood and induction cooktop	●	●
Automatic shut-off of intensive level, programmable for 10 minutes	●	●
Dishwasher-safe stainless steel grease filters	3	3
Networking of domestic appliances		
Miele@Home/WiFiConn@ct/MobileControl	–/–/–	●/●/●
Lighting		
Halogen	–	–
LED ClearView lighting	●	●
Number x W	3 x 3 W	3 x 3 W
Multi-colored LED glass-edge lighting	–	–
Dimmable lighting	–	–
Blower		
Maximum CFM setting	625	625
Fan speeds (incl. intensive)	4	4
Technical data		
Canopy dimensions in inches (W x H x D)	35 3/8" x 2 3/4" x 19 11/16"	35 3/8" x 3 3/8" x 19 11/16"
Overall height in inches – vented	27 1/4" – 39 3/4"	28" – 40 9/16"
Overall height in inches – recirculating	32 1/4" – 45"	33 1/16" – 45 11/16"
Electrical requirements	120 V, 60 Hz, 15 Amps	120 V, 60 Hz, 15 Amps
Plug type	NEMA 5-15 plug	NEMA 5-15 plug
Installation notes		
Vent connection top/rear/side	●/●/–	●/●/–
Telescopic chimney/Telescopic wall bracket	●/●	●/●
Glass/Stainless steel panels (DRP 6590) – sold separately	09047920/09047970	–
Optional accessories		
Recirculation kit/OdorFree charcoal filter	DUW 20/DKF 12-900	DUW 20/DKF 12-900
R2000 Reducing Collar	●	●
RAL option		
RAL colors (over 200 options)	●	●
UMRP & MAP/Retail pricing	\$2,549/\$2,649	\$2,849/\$2,949
Material number		
Stainless Steel	09762220	10877010
White & Black	–	–
Brilliant White	–	10877030
Obsidian Black	–	10877060

Wall Hoods

Product Overview



Model number	DA 6798 W	DA 6996 W	DA 6498 W grgr
Installation			
Wall/Island ventilation hood	●/–	●/–	●/–
Width	36" (90 cm)	36" (90 cm)	36" (90 cm)
Venting type			
Vented/Recirculating	●/●	●/●	●/●
User convenience			
Front-mounted controls	●	●	●
Touch on Glass controls	●	–	●
Programmable filter saturation timer	●	●	●
Easy-to-clean CleanCover	●	●	●
Delayed shutdown for 5 or 15 mins.	●	●	–
Con@ctivity 2.0 – communication between hood and induction cooktop	●	●	●
WifiConnect	–	–	●
Automatic shut-off of intensive level, programmable for 10 minutes	●	●	●
Dishwasher-safe stainless steel grease filters	3	3	●
Networking of domestic appliances			
Miele@Home/WiFiConn@ct/MobileControl	●/●/●	–/–/–	●/●/●
Lighting			
Halogen	–	–	–
LED ClearView lighting	●	●	●
Number x W	3 x 3 W	3 x 3 W	2 x 3 W
Multi-colored LED glass-edge lighting	–	–	–
Dimmable lighting	–	●	–
Blower			
Maximum CFM setting	625	625	625
Fan speeds (incl. intensive)	4	4	4
Technical data			
Canopy dimensions in inches (W x H x D)	35 3/8" x 22 3/8" x 19 7/16"	35 7/16" x 22 15/16" x 21 1/8"	35 3/8" x 21 3/16" x 20 9/16"
Overall height in inches – vented	–	–	–
Overall height in inches – recirculating	–	–	–
Electrical requirements	120 V, 60 Hz, 15 Amps	120 V, 60 Hz, 15 Amps	120 V, 60 Hz, 15 Amps
Plug type	NEMA 5-15 plug	NEMA 5-15 plug	NEMA 5-15 plug
Installation notes			
Vent connection top/rear/side	●/●/–	●/●/–	●/●/–
Telescopic chimney/Telescopic wall bracket	–/●	–/●	–/●
Glass/Stainless steel panels (DRP 6590) – sold separately	–/–	–/–	–
Optional accessories			
Recirculation kit/OdorFree charcoal filter	DUW 20/DKF 25-900	DUW 20/DKF 25-900	DUW 20/DKF 25-900
R2000 Reducing Collar	●	●	●
RAL option			
RAL colors (over 200 options)	–	–	–
UMRP & MAP/Retail pricing	\$2,499/\$2,599	\$2,849/\$2,949	\$2,149/\$2,249
Material number			
Stainless Steel	10876860	–	–
White & Black	–	–	–
Brilliant White	–	10418850	–
Obsidian Black	–	–	–
Graphite Grey	–	–	10811940

Island Hoods

Product Overview



Model number	PUR 98 D	DA 4248 V D	DA 6596 D
Installation			
Wall/Island ventilation hood	–/●	–/●	–/●
Width	36" (90 cm)	48" (120 cm)	36" (90 cm)
Venting type			
Vented/Recirculating	●/●	●/–	●/●
User convenience			
Front-mounted controls	●	●	●
Touch on Glass controls	–	–	–
Programmable filter saturation timer	–	●	●
Easy-to-clean CleanCover	●	●	●
Delayed shutdown for 5 or 15 mins.	–	●	●
Con@ctivity 2.0 – communication between hood and induction cooktop	–	●	●
Automatic shut-off of intensive level, programmable for 10 minutes	●	●	●
Dishwasher-safe stainless steel grease filters	3	6	3
Motorized chimney	–	●	–
Networking of domestic appliances			
Miele@Home/WiFiConn@ct/MobileControl	–/–/–	●/●/●	–/–/–
Lighting			
Halogen	–	–	–
LED ClearView lighting	●	●	●
Number x W	2 x 3 W	4 x 3 W	4 x 3 W
Multi-colored LED glass-edge lighting	–	–	–
Dimmable lighting	–	–	–
Blower			
Maximum CFM setting	625	625	625
Fan speeds (incl. intensive)	4	4	4
Technical data			
Canopy dimensions in inches (W x H x D)	35 ³ / ₈ " x 2 ³ / ₄ " x 23 ⁹ / ₁₆ "	47 ³ / ₁₆ " x 2 ³ / ₄ " x 27 ¹ / ₈ "	35 ³ / ₈ " x 2 ³ / ₄ " x 23 ⁹ / ₁₆ "
Overall height in inches – vented	27 ³ / ₁₆ " - 39"	29 ³ / ₄ " - 41 ⁷ / ₁₆ "	27 ³ / ₁₆ " - 39"
Overall height in inches – recirculating	29 ¹ / ₂ " - 41 ³ / ₄ "	–	29 ¹ / ₂ " - 41 ³ / ₄ "
Electrical requirements	120 V, 60 Hz, 15 Amps	120 V, 60 Hz, 15 Amps	120 V, 60 Hz, 15 Amps
Installation notes			
Vent connection top/rear/side	●/–/–	●/–/–	●/–/–
Telescopic chimney/Telescopic wall bracket	●/–	●/–	●/–
Glass/Stainless steel panels (DRP 6590) – sold separately	–/–	–/–	09048010/09048020
Optional accessories			
Recirculation kit/OdorFree charcoal filter	DUI 32/DKF 12-900	–/–	DUI 32/DKF 12-900
R2000 Reducing Collar	●	●	●
RAL option			
RAL colors (over 200 options)	–	–	●
UMRP & MAP/Retail pricing	\$1,849/\$1,949	\$4,399/\$4,499	\$3,599/\$3,699
Material number			
Stainless Steel	10743130	10877250	09762240
White & Black	–	–	–
Brilliant White	–	–	–
Obsidian Black	–	–	–

Island Hoods

Product Overview



Model number	DA 6698 D
Installation	
Wall/Island ventilation hood	–/●
Width	36" (90 cm)
Venting type	
Vented/Recirculating	●/●
User convenience	
Front-mounted controls	●
Touch on Glass controls	●
Programmable filter saturation timer	●
Easy-to-clean CleanCover	●
Delayed shutdown for 5 or 15 mins.	●
Con@ctivity 2.0 – communication between hood and induction cooktop	●
Automatic shut-off of intensive level, programmable for 10 minutes	●
Dishwasher-safe stainless steel grease filters	4
Motorized chimney	–
Networking of domestic appliances	
Miele@Home/WiFiConn@ct/MobileControl	●/●/●
Lighting	
Halogen	–
LED ClearView lighting	●
Number x W	4 x 3 W
Multi-colored LED glass-edge lighting	–
Dimmable lighting	–
Blower	
Maximum CFM setting	625
Fan speeds (incl. intensive)	4
Technical data	
Canopy dimensions in inches (W x H x D)	35 ³ / ₈ " x 3 ³ / ₈ " x 23 ⁹ / ₁₆ "
Overall height in inches – vented	27 ³ / ₄ " – 39 ⁹ / ₁₆ "
Overall height in inches – recirculating	30 ¹ / ₈ " – 43 ⁵ / ₁₆ "
Electrical requirements	120 V, 60 Hz, 15 Amps
Installation notes	
Vent connection top/rear/side	●/–/–
Telescopic chimney/Telescopic wall bracket	●/–
Glass/Stainless steel panels (DRP 6590) – sold separately	–
Optional accessories	
Recirculation kit/OdorFree charcoal filter	DUI 32/DKF 12-900
R2000 Reducing Collar	–
RAL option	
RAL colors (over 200 options)	●
UMRP & MAP/Retail pricing	\$3,999/\$4,099
Material number	
Stainless Steel	10877210
White & Black	–
Brilliant White	10877230
Obsidian Black	10877240

Built-In Hoods

Product Overview



Model number	DA 2360	DA 2390
Installation		
Built-in/framed canopy	–/●	–/●
Width	24" (60 cm)	36" (90 cm)
Venting type		
Vented/Recirculating	●/●	●/●
User convenience		
Motorized Canopy	–	–
Front backlit controls/Joystick switch controls	●/–	●/–
Delayed shutdown for 5 or 15 mins.	–	–
Automatic shut-off of intensive level, programmable for 10 minutes	●	●
Programmable filter saturation timer	–	–
Easy-to-clean CleanCover	●	●
Dishwasher-safe stainless steel grease filters	1	2
Con@ctivity 2.0	–	–
Networking of domestic appliances		
Miele@Home/WiFiConn@ct/MobileControl	–/–/–	–/–/–
Lighting		
Halogen/LED ClearView lighting	–/●	–/●
Number x W	2 x 3 W	4 x 3 W
Dimmable lighting	–	–
Blower		
Maximum CFM setting	625	625
Fan speeds (incl. intensive)	4	4
Technical data		
Canopy dimensions in inches (W x H x D)	23" x 13 5/16" x 11 11/16"	34 11/16" x 13 5/16" x 11 11/16"
Electrical requirements	120 V, 60 Hz, 15 Amps	120 V, 60 Hz, 15 Amps
Plug type	NEMA 5-15 plug	NEMA 5-15 plug
ADA Compliant	–	–
Installation notes		
Vent connection top/rear/side	●/●/–	●/●/–
Standard accessories		
Remote Control	–	–
Optional accessories		
Recirculating kit	DUU 151; DUU 150	DUU 151; DUU 150
OdorFree charcoal filter	DKF 19-900	DKF 19-900
Installation kit for custom cabinetry (DML 400)	–	–
DAA6 trim kit adapter	●	●
Finishes		
Stainless Steel	●	●
Silver enamel with SS controls	–	–
UMRP & MAP/Retail pricing	\$949/\$1,049	\$1,199/\$1,299
Material number	10765130	10743660

Built-In Hoods

Product Overview



Model number	DA 2518	DA 2588	DA 2628
Installation			
Built-in/framed canopy	–/●	–/●	●/–
Width	44" (110 cm)	32" (80 cm)	46" (116 cm)
Venting type			
Vented/Recirculating	●/●	●/●	●/–
User convenience			
Motorized Canopy	–	–	–
Front backlit controls/Joystick switch controls	●/–	●/–	●/–
Delayed shutdown for 5 or 15 mins.	●	●	●
Automatic shut-off of intensive level, programmable for 10 minutes	●	●	●
Programmable filter saturation timer	●	●	–
Easy-to-clean CleanCover	●	●	●
Dishwasher-safe stainless steel grease filters	3	2	4
Con@ctivity 2.0	–	–	●
Networking of domestic appliances			
Miele@Home/WiFiConn@ct/MobileControl	●/●/●	●/●/●	●/●/●
Lighting			
Halogen/LED ClearView lighting	–/●	–/●	–/●
Number x W	4 x 3 W	2 x 3 W	3 x 4.5 W
Dimmable lighting	●	●	●
Blower			
Maximum CFM setting	625	625	625
Fan speeds (incl. intensive)	4	4	4
Technical data			
Canopy dimensions in inches (W x H x D)	43 ⁵ / ₁₆ " x 2" x 15 ³ / ₄ "	31 ¹ / ₂ " x 2" x 15 ³ / ₄ "	46 ⁷ / ₁₆ " x 13 ¹ / ₂ " x 11 ⁹ / ₁₆ "
Electrical requirements	120 V, 60 Hz, 15 Amps	120 V, 60 Hz, 15 Amps	120 V, 60 Hz, 15 Amps
Plug type	NEMA 5-15 plug	NEMA 5-15 plug	NEMA 5-15 plug
ADA Compliant	–	–	●
Installation notes			
Vent connection top/rear/side	●/–/–	●/–/–	●/●/–
Standard accessories			
Remote Control	–	–	●
Optional accessories			
Recirculating kit	DUU 151; DUU 150	DUU 151; DUU 150	–
OdorFree charcoal filter	DKF 15-900	DKF 15-900	–
Installation kit for custom cabinetry (DML 400)	–	–	–
Finishes			
Stainless Steel	–	–	●
Silver enamel with SS controls	●	●	–
UMRP & MAP/Retail pricing			
	\$1,649/\$1,749	\$1,449/\$1,549	\$2,199/\$2,299
Material number			
Stainless Steel	10876740	10876770	10876800
Brilliant White	–	–	–

Built-In Hoods

Product Overview



Model number	DA 2698
Installation	
Built-in/framed canopy	●/–
Width	36" (90 cm)
Venting type	
Vented/Recirculating	●/●
User convenience	
Motorized Canopy	–
Front backlit controls/Joystick switch controls	●/–
Delayed shutdown for 5 or 15 mins.	●
Automatic shut-off of intensive level, programmable for 10 minutes	●
Programmable filter saturation timer	●
Easy-to-clean CleanCover	●
Dishwasher-safe stainless steel grease filters	2
Con@ctivity 2.0	●
Networking of domestic appliances	
Miele@Home/WiFiConn@ct/MobileControl	●/●/●
Lighting	
Halogen/LED ClearView lighting	–/●
Number x W	4 x 3 W
Dimmable lighting	●
Blower	
Maximum CFM setting	625
Fan speeds (incl. intensive)	4
Technical data	
Canopy dimensions in inches (W x H x D)	34 5/8" x 13 1/2" x 11 1/2"
Electrical requirements	120 V, 60 Hz, 15 Amps
Plug type	NEMA 5-15 plug
ADA Compliant	●
Installation notes	
Vent connection top/rear/side	●/●/–
Standard accessories	
Remote Control	●
Optional accessories	
Recirculating kit	DUU 150; DUU 151
OdorFree charcoal filter	DKF 19-900
Installation kit for custom cabinetry (DML 400)	–
Finishes	
Stainless Steel	●
Silver enamel with SS controls	●
UMRP & MAP/Retail pricing	\$1,999/\$2,099
Material number	
Stainless Steel	10876810
Brilliant White	10876830

Built-In Hoods

Product Overview



Model number	DA 3466	DA 3486	DA 3496
Installation			
Built-in/framed canopy	●/–	●/–	●/–
Width	24" (60 cm)	30" (76 cm)	36" (90 cm)
Venting type			
Vented/Recirculating	●/●	●/●	●/●
User convenience			
Front backlit controls/Joystick switch controls	●/–	●/–	●/–
Delayed shutdown for 5 or 15 mins.	–	–	–
Automatic shut-off of intensive level, programmable for 10 minutes	●	●	●
Programmable filter saturation timer	–	–	–
Easy-to-clean CleanCover	●	●	●
Dishwasher-safe stainless steel grease filters	1	2	2
Networking of domestic appliances			
Miele@Home/WiFiConn@ct/MobileControl	–/–/–	–/–/–	–/–/–
Lighting			
Halogen/LED ClearView lighting	–/●	–/●	–/●
Number x W	2 x 3 W	2 x 3 W	2 x 3 W
Dimmable lighting	–	–	–
Blower			
Maximum CFM setting	625	625	625
Fan speeds (incl. intensive)	4	4	4
Technical data			
Canopy dimensions in inches (W x H x D)	23 ⁷ / ₁₆ " x 1 ³ / ₈ " x 10 ¹³ / ₁₆ " – 16 ³ / ₄ "	29 ¹³ / ₁₆ " x 1 ³ / ₈ " x 10 ¹³ / ₁₆ " – 16 ³ / ₄ "	35 ¹ / ₄ " x 1 ³ / ₈ " x 10 ¹³ / ₁₆ " – 16 ³ / ₄ "
Electrical requirements	120 V, 60 Hz, 15 Amps	120 V, 60 Hz, 15 Amps	120 V, 60 Hz, 15 Amps
Plug type	NEMA 5-15 plug	NEMA 5-15 plug	NEMA 5-15 plug
Installation notes			
Vent connection top/rear/side	●/–/–	●/–/–	●/–/–
Optional accessories			
Recirculating kit	DUU 151; DUU 150	DUU 151; DUU 150	DUU 151; DUU 150
OdorFree charcoal filter	DKF 13-900	DKF 13-900	DKF 13-900
Installation kit for custom cabinetry (DML 400)	●	●	●
Finishes			
Stainless Steel	●	●	●
Silver enamel with SS controls	–	–	–
UMRP & MAP/Retail pricing	\$1,199/\$1,299	\$1,249/\$1,349	\$1,299/\$1,399
Material number	10355910	09884690	10355940

Built-In Hoods



Product Overview



Model number	DA 3698
Installation	
Built-in/framed canopy	●/–
Width	36" (90 cm)
Venting type	
Vented/Recirculating	●/●
User convenience	
Motorized Canopy	●
Front backlit controls/Joystick switch controls	●/–
Delayed shutdown for 5 or 15 mins.	●
Automatic shut-off of intensive level, programmable for 10 minutes	●
Programmable filter saturation timer	●
Easy-to-clean CleanCover	●
Dishwasher-safe stainless steel grease filters	2
Con@ctivity 2.0	●
Networking of domestic appliances	
Miele@Home/WiFiConn@ct/MobileControl	●/●/●
Lighting	
Halogen/LED ClearView lighting	–/●
Number x W	3 x 3 W
Dimmable lighting	–
Blower	
Maximum CFM setting	625
Fan speeds (incl. intensive)	4
Technical data	
Canopy dimensions in inches (W x H x D)	35 1/8" x 1 7/16" x 12 3/16"
Electrical requirements	120 V, 60 Hz, 15 Amps
Plug type	NEMA 5-15 plug
ADA Compliant	●
Installation notes	
Vent connection top/rear/side	●/●/–
Standard accessories	
Remote Control	●
Optional accessories	
Recirculating kit	DUU 151; DUU 150
OdorFree charcoal filter	DKF 19-900
Installation kit for custom cabinetry (DML 400)	–
Finishes	
Stainless Steel	●
Silver enamel with SS controls	–
UMRP & MAP/Retail pricing	\$2,249/\$2,349
Material number	10876720

Built-Under Hoods

Product Overview

		
Model number	DA 1260	DA 1280
Installation		
Built-under cabinet/wall mounted	●/●	●/●
Width	24" (60 cm)	30" (76 cm)
Venting type		
Vented/Recirculating	●/●	●/●
User convenience		
Sliding switch	●	●
Dishwasher-safe stainless steel grease filters	2	3
Networking of domestic appliances		
Miele@Home/WiFiConn@ct/MobileControl	-/-/-	-/-/-
Lighting		
LED ClearView lighting	●	●
Number x W	2 x 3 W	2 x 3 W
Dimmable lighting	-	-
Blower		
Maximum CFM setting	400	400
Fan speeds (incl. intensive)	4	4
Technical data		
Appliance dimensions in inches (W x H x D)	23 1/2" x 5" x 19 11/16"	29 15/16" x 5" x 19 11/16"
Electrical requirements	120 V, 60 Hz, 15 Amps	120 V, 60 Hz, 15 Amps
Plug type	NEMA 5-15 plug	NEMA 5-15 plug
Installation notes		
Vent connection top/rear/side	●/-/-	●/-/-
Optional accessories		
OdorFree charcoal filter	DKF 18-900 (no recirculating kit needed)	DKF 18-900 (no recirculating kit needed)
R2000 Reducing Collar	●	●
Finishes		
Stainless Steel	●	●
RAL colors (over 200 options)	With orders over 10 units	With orders over 10 units
UMRP & MAP/Retail pricing	\$699/\$799	\$799/\$899
Material number	10662780	10451490

Downdraft Hoods

Product Overview



Model number	DA 6881	DA 6891
Installation		
Downdraft	●	●
Width: 30" (76 cm)	30" (76 cm)	36" (90 cm)
Venting type		
Vented/Recirculating	●/●	●/●
User convenience		
Touch on glass controls	●	●
Delayed shutdown for 15 mins.	●	●
Dishwasher-safe stainless steel grease filters	2	2
Raises to 16" over cooktop surface	●	●
Safety temperature sensor	●	●
Safety motion sensor when retracting downward	●	●
Networking of domestic appliances		
Miele@Home/WiFiConn@ct/MobileControl	-/-/-	-/-/-
Blower		
Internal Blower option DAR 600	●	●
External Blower option DAR 1000	●	●
Fan speeds (incl. intensive)	4	4
Technical data		
Appliance dimensions in inches (W x H x D)	30" x 16" x 4 ³ / ₄ "	36" x 16" x 4 ³ / ₄ "
Electrical requirements	120 V, 60 Hz, 15 Amps	120 V, 60 Hz, 15 Amps
Plug type	Hard wired	Hard wired
Optional accessories		
Recirculation kit	DUU 2900	DUU 2900
OdorFree charcoal filter	DKF 18-900	DKF 18-900
Finishes		
Stainless steel	●	●
UMRP & MAP/Retail pricing		
with 600 CFM	\$2,299/\$2,399	\$2,399/\$2,499
with 1000 CFM	\$2,699/\$2,799	\$2,799/\$2,899
Material number		
with 600 CFM	DA6881+internal	DA6891+internal
with 1000 CFM	DA6881+external	DA6891+external

Ceiling Extractor

Product Overview



Model number	DA 2818
Installation	
Ceiling Extractor	●
Width	43" (109 cm)
Venting type	
Vented/Recirculating	●/●
User convenience	
Motorized Canopy	–
Front backlit controls/Joystick switch controls	●/–
Delayed shutdown for 5 or 15 mins.	●
Automatic shut-off of intensive level, programmable for 10 mins	–
Programmable filter saturation timer	●
Easy-to-clean CleanCover	●
Dishwasher-safe stainless steel grease filters	2
Con@ctivity 2.0	●
Networking of domestic appliances	
Miele@Home/WiFiConn@ct/MobileControl	●/●/●
Lighting	
Halogen/LED ClearView lighting	–/●
Number x W	4 x 3 W
Dimmable lighting	●
Blower	
Maximum CFM setting	625
Fan speeds (incl. intensive)	4
Technical data	
Canopy dimensions in inches (W x H x D)	30" x 16" x 4 3/4"
Electrical requirements	120 V, 60 Hz, 15 Amps
Plug type	NEMA 5-15 plug
ADA Compliant	–
Installation notes	
Vent connection top/rear/side	●/●/●
Optional accessories	
Recirculation kit	DUU 2900-900
OdorFree charcoal filter	DKF 18-900
Installation kit for custom cabinetry (DML 400)	–
Remote Control	DARC6
Finishes	
Stainless steel	●
Silver enamel with SS controls	–
UMRP & MAP/Retail pricing	\$2,599/\$2,699
Material number	09762150



Ventilation Hood Accessories

Product Overview - OdorFree Charcoal Filters



DKF 12-900 OdorFree Charcoal Filter

- Prevents unpleasant odors in the kitchen
- For certain wall or island ventilation hoods
 - Contents: 1 filter

Material Number: 10363780
UMRP/MAP: \$135
Retail Pricing: \$135



DKF 13-900 OdorFree Charcoal Filter

- Prevents unpleasant odors in the kitchen
- For Miele DA 34xx recirculation hoods
 - Contents: 1 filter

Material Number: 10363790
UMRP/MAP: \$125
Retail Pricing: \$125



DKF 15-900 OdorFree Charcoal Filter

- Prevents unpleasant odors in the kitchen
- For Miele DA 2xxx recirculation hoods
 - Contents: 2 filters

Material Number: 10363800
UMRP/MAP: \$125
Retail Pricing: \$125



DKF 18-900 OdorFree Charcoal Filter

- Prevents unpleasant odors in the kitchen
- For Miele DA 1xxx hoods
 - Contents: 1 filter and 1 adhesive film for initial installation

Material Number: 10363830
UMRP/MAP: \$99.95
Retail Pricing: \$99.95



DKF 19-900 Odorfree Charcoal Filter

- Prevents unpleasant odors in the kitchen
- For Miele DA 2690/3690
 - Contents: 2 filters

Material Number: 10794600
UMRP/MAP: \$125
Retail Pricing: \$125



DKF 22-1 Odorfree Charcoal Filter

- Prevents unpleasant odors in the kitchen
- For Miele DA 68x1 downdrafts
 - Contents: 2 filters

Material Number: 09812030
UMRP/MAP: \$99.95
Retail Pricing: \$99.95



DKF 25-900 Odorfree Charcoal Filter

- Prevents unpleasant odors in the kitchen
- For certain wall or island ventilation hoods
 - Contents: 1 filter

Material Number: 10515270
UMRP/MAP: \$99
Retail Pricing: \$99

Ventilation Hood Accessories

Product Overview - Recirculating Kits, Parts and Accessories



DUW 20 Recirculating Kit for all Wall Hoods except DA 249-4

To convert wall mounted ventilation hoods from venting to recirculation mode

- Uniform airflow in recirculation mode
- Reduces airflow noises
- Incl. in delivery: Recirculation switch, socket 6"

Material Number: 06264790
UMRP/MAP: \$109
Retail Pricing: \$109



DUI 32 Recirculating Kit for Island Hoods

For converting island hoods from venting to recirculation mode

- Reduces airflow noises
- Uniform airflow in recirculation mode

Material Number: 09561760
UMRP/MAP: \$109
Retail Pricing: \$109



DUU 151 Recirculating Kit for Built-in Hoods

To convert built-in ventilation hoods from venting to recirculation mode

- Uniform airflow in recirculation mode
- Reduces airflow noises
- Included in delivery: Stainless steel exhaust grill, hose clamp

Material Number: 07294230
UMRP/MAP: \$109
Retail Pricing: \$109



DUU 150 Recirculation conversion kit

To convert built-in ventilation hoods from venting to recirculation mode

- Uniform airflow in recirculation mode
- Reduces airflow noises
- Included in delivery: Plastic exhaust grill and two hose clips

Material Number: 05696270
UMRP/MAP: \$109
Retail Pricing: \$109



DUU 2900 Recirculation conversion kit

To convert ceiling extractor and downdraft system, from vented to recirculation mode

- Uniform airflow in recirculation mode
- Reduces airflow noises
- Included in delivery: Stainless steel exhaust grill, hose clamps, DKF 18-900 filters

Material Number: 09242390
UMRP/MAP: \$499
Retail Pricing: \$499



DML 400 Installation Kit for Custom Cabinetry Installation - fits DA 34x0

Optical adjustment to design of kitchen

- For fitting original furniture trim on DA34xx

Material Number: 09232000
UMRP/MAP: \$88
Retail Pricing: \$88



R2000 Reducing Collar

For reducing the environmental impact of your ventilation system by limiting the CFM output

- Output less than 400 CFM

Material Number: 08560801
UMRP/MAP: \$127.66
Retail Pricing: \$127.66



DAA6 6" adapter

6" adapter for DA23xx and DA26xx line

Material Number: 28996387USA
UMRP/MAP: \$59.00
Retail Pricing: \$59.00

Ventilation Hood Accessories

Product Overview



DATK 1-760 Chimney Extension

To extend the chimney

- Extend the stainless steel chimney by 30"
- Easy to adapt to your personal kitchen requirements

Material Number: 06847210

UMRP/MAP: \$249

Retail Pricing: \$249



DATK 2-1000 Chimney Extension

To extend the chimney

- Extend the stainless steel chimney by 39.3"
- Easy to adapt to your personal kitchen requirements

Material Number: 06847220

UMRP/MAP: \$309

Retail Pricing: \$309



DADC 6000 Chimney

An alternative, for extracting exhaust air upwards

- Flexible chimney height from 13" to 26"
- Wall-mounting material included

Stainless Steel for DA 6798 W

Material Number: 09947450

UMRP/MAP: \$199

Retail Pricing: \$199

Brilliant White for DA 6996 W

Material Number: 10331460

UMRP/MAP: \$199

Retail Pricing: \$199



DRP 6590 W Glass Panels (3x) for DA 659x W

For ventilation hoods with multi-zone edge extraction

- Required accessories for hoods with multi-zone edge extraction
- Glass décor - coated glass, dishwasher-safe

Material Number: 09047920

UMRP/MAP: \$115

Retail Pricing: \$115



DRP 6590 W Stainless Steel Panels (3x) for DA 659x

For ventilation hoods with multi-zone edge extraction

- Required accessories for hoods with multi-zone edge extraction
- Metal panels - dishwasher-safe

Material Number: 09047970

UMRP/MAP: \$115

Retail Pricing: \$115



DRP 6590 D Glass Panels (3x)

For ventilation hoods with multi-zone edge extraction

- Required accessories for hoods with multi-zone edge extraction
- Glass décor - coated glass, dishwasher-safe

Material Number: 09048010

UMRP/MAP: \$115

Retail Pricing: \$115



DRP 6590 D Stainless Steel Panels (3x)

For ventilation hoods with multi-zone edge extraction

- Required accessories for hoods with multi-zone edge extraction
- Metal panel - dishwasher-safe

Material Number: 09048020

UMRP/MAP: \$115

Retail Pricing: \$115







Miele Creates the Perfect Cup Of Coffee

Highlights Of Miele's Built-In Whole Bean Coffee Systems

OneTouch and OneTouch for Two

Prepare one or two specialty beverages at the touch of a button. The OneTouch for Two function allows two glasses of latte macchiato, cappuccino, coffee or espresso to be made at the same time. Using the OneTouch function allows you to prepare a coffee drink under the central spout, and eliminates the need to move your glass or cup when preparing your favorite milk based beverage.



Aromatic System

Intensive coffee aroma submerges the home with this intelligent technology.

CupSensor

The unique CupSensor recognizes the rim of the cup and alters the position of the central spout accordingly.

EasyClick Milk System

The convenient milk system simply clicks in and out of place at the front of the machine.

Automatic Rinsing

After the preparation of specialty beverages with milk, the appliance is automatically rinsed.

ComfortDoor

Provides convenient access to the bean, water and coffee grounds containers along with the drip tray.

Built-In Coffee Machines

Product Overview



Model	CVA 6401	CVA 6405 plumbed	CVA 6800
Construction type			
Built-in bean-to-cup coffee machine	●	●	●
Width	24" (60 cm)	24" (60 cm)	24" (60 cm)
Design			
PureLine/ContourLine	●/●	●/●	●/●
Display	DirectSensor	DirectSensor	M Touch
Beverage specialities			
Espresso/Coffee/Long coffee	●/●/●	●/●/●	●/●/●
Cappuccino/Latte Macchiato/Cafe Latte	●/●/●	●/●/●	●/●/●
Hot water/Hot milk/Milk froth	●/●/●	●/●/●	●/●/●
Consumer benefits			
OneTouch/OneTouch for Two preparation	●/●	●/●	●/●
Flavor preserving conical grinding unit	●	●	●
Second type of coffee possible using ground coffee	●	●	●
User profiles programmable	●	●	●
Grinding grade adjustable/Grinding grade programmable	●/●	●/●	●/●
Water quantity/Water temperature programmable	●/●	●/●	●/●
Pre-brewing/Milk quantity/Milk froth quantity programmable	●/●/●	●/●/●	●/●/●
Coffee pot function	●	●	●
User convenience			
Individual language selection	●	●	●
Time of day display/Date display	●/●	●/●	●/●
CupSensor	–	–	●
Remote Vision	–	–	●
Height adjustable central spout in inches	3.34" – 6.5"	3.34" – 6.5"	3.34" – 6.5"
ComfortDoor/BrilliantLight/Concealed door handle	●/●/●	●/●/●	●/●/●
Removable bean container	●	●	●
Capacity of coffee bean container in pounds	1.1 lb	1.1 lb	1.1 lb
Capacity of water container in ounces	77.77 oz	77.77 oz	77.77 oz
Switch-on time programmable/Switch-off time programmable	●/●	●/●	●/●
Standby time programmable/Time buffer in h	●/200	●/200	●/200
Can be combined with warming drawer	●	●	●
Fresh water connection	–	●	–
Cleaning convenience			
Convenient cleaning program/ComfortClean	●/●	●/●	●/●
Automatic rinsing of the milk pipework from the water container	●	●	●
Removable milk pipework/brew unit	●/●	●/●	●/●
Safety			
System lock	●	●	●
Technical data			
Appliance dimensions in inches (W x H x D)	23 7/16" x 17 15/16" x 19"	23 7/16" x 17 15/16" x 19"	23 7/16" x 17 15/16" x 19"
Electrical requirements	120 V, 60 Hz, 15 Amps	120 V, 60 Hz, 15 Amps	120 V, 60 Hz, 15 Amps
Plug type	NEMA 5 – 15 plug	NEMA 5 – 15 plug	NEMA 5 – 15 plug
Water Connection Requirements	–	Water pressure 14.5 and 145 psi	–
Hose Connection	–	Accepts 1/4" O.D. water line	–
Standard Accessories			
Milk container – Glass	●	●	●
Milk container – Storage lid	–	–	●
Descaling agent/Cleaning tablets	●/●	●/●	●/●
UMRP & MAP/Retail pricing	\$3,499/\$3,699	\$3,899/\$4,099	\$3,899/\$4,099
Item Number			
Clean Touch Steel™	09676900	09676910	09676920
Brilliant White	09869070	–	–
Obsidian Black	09869050	–	–
Graphite Grey	–	–	–

Built-In Coffee Machines

Product Overview



Model	CVA 6805 plumbed
Construction type	
Built-in bean-to-cup coffee machine	●
Width	24" (60 cm)
Design	
PureLine/ContourLine	●/●
Display	M Touch
Beverage specialities	
Espresso/Coffee/Long coffee	●/●/●
Cappuccino/Latte Macchiato/Cafe Latte	●/●/●
Hot water/Hot milk/Milk froth	●/●/●
Consumer benefits	
OneTouch/OneTouch for Two preparation	●/●
Flavor preserving conical grinding unit	●
Second type of coffee possible using ground coffee	●
User profiles programmable	●
Grinding grade adjustable/Grinding grade programmable	●/●
Water quantity/Water temperature programmable	●/●
Pre-brewing/Milk quantity/Milk froth quantity programmable	●/●/●
Coffee pot function	●
User convenience	
Individual language selection	●
Time of day display/Date display	●/●
CupSensor	●
Remote Vision	●
Height adjustable central spout in inches	3.34" – 6.5"
ComfortDoor/BrilliantLight/Concealed door handle	●/●/●
Removable bean container	●
Capacity of coffee bean container in pounds	1.1 lb
Capacity of water container in ounces	77.77 oz
Switch-on time programmable/Switch-off time programmable	●/●
Standby time programmable/Time buffer in h	●/200
Can be combined with warming drawer	●
Fresh water connection	●
Cleaning convenience	
Convenient cleaning program/ComfortClean	●/●
Automatic rinsing of the milk pipework from the water container	●
Removable milk pipework/brew unit	●/●
Safety	
System lock	●
Technical data	
Appliance dimensions in inches (W x H x D)	23 7/16" x 17 15/16" x 19"
Electrical requirements	120 V, 60 Hz, 15 Amps
Plug type	NEMA 5 – 15 plug
Water Connection Requirements	Water pressure 14.5 and 145 psi
Hose Connection	Accepts 1/4" O.D. water line
Accessories supplied	
Milk container – Glass	●
Milk container – Storage lid	●
Descaling agent/Cleaning tablets	●/●
UMRP & MAP/Retail pricing	\$4,299/\$4,499
Item Number	
Clean Touch Steel™	09676930
Brilliant White	09676950
Obsidian Black	09869100
Graphite Grey	10735650



Which Convenience Features Are Particularly Important To You?

The Product Highlights Of Miele Countertop Whole Bean Coffee Systems

OneTouch and OneTouch for Two

Fully-automatic perfection: Preparation of one or two coffee specialties at the touch of a button. The OneTouch for Two function allows two glasses of latte macchiato, cappuccino, coffee or espresso to be made at the same time.



AromaticSystem

Intensive coffee aroma submerges the home with this intelligent technology.



Automatic Rinsing Of Milk Pipework

After making special coffee drinks that require milk, the machine is cleaned automatically.



Cappuccinatore

Hot milk or creamy milk froth is delivered straight to your cup or glass from the Stainless steel milk flask.



Easily Removable Brew Unit

Easy to remove and clean, your machine guarantees impeccable hygiene, long service life and perfect coffee enjoyment.



ComfortClean

Thorough cleaning: many components are dishwasher-proof.

Countertop Coffee Machines

Product Overview



Model	CM 5300	CM 6150	CM 6350
Construction type			
Countertop bean-to-cup coffee machine	●	●	●
Design			
Control panel	DirectSensor	DirectSensor	DirectSensor
Beverage specialities			
Espresso/Coffee/Long Coffee/Ristretto	●/●/●/●	●/●/●/●	●/●/●/●
Cappuccino/Latte Macchiato/Cafe Latte	●/●/●	●/●/●	●/●/●
Hot Water/Hot Milk/Milk Froth	●/●/●	–/●/●	●/●/●
Consumer benefits			
OneTouch/OneTouch for Two preparation	●/●	●/●	●/●
Flavor preserving conical grinding unit	●	●	●
Second type of coffee possible using ground coffee	●	●	●
Programmable user profiles	–	4	4
Grinding grade adjustable/Grinding grade programmable	●/●	●/●	●/●
Water quantity/Water temperature programmable	●/●	●/●	●/●
Pre-brewing/Milk quantity/Milk froth quantity programmable	●/●/●	●/●/●	●/●/●
Coffee Pot Function	●	●	●
User convenience			
Individual language selection	●	●	●
Height adjustable central spout in inches	3 1/8" – 5 1/2"	3 1/8" – 5 1/2"	3 1/8" – 5 1/2"
Integrated Cup Warmer	–	–	●
BrilliantLight	–	–	●
Capacity of coffee bean container in ounces	7 oz	10.58 oz	10.58 oz
Capacity of waste container in portions	6 portions	10 portions	10 portions
Capacity of water container in ounces	44 oz	61 oz	61 oz
Switch-on time programmable/Switch-off time programmable	●/●	●/●	●/●
Standby time programmable/Time buffer in h	●/–	●/–	●/–
Cleaning convenience			
Convenient cleaning program/ComfortClean	●/●	●/●	●/●
Automatic rinsing of the milk pipework from the water container	–	●	●
Removable milk pipework/brew unit	●/●	●/●	●/●
Safety			
System lock	●	●	●
Technical data			
Appliance dimensions in inches (W x H x D)	9 1/2" x 14 3/16" x 18 1/8"	10" x 14 1/8" x 16 3/4"	10" x 14 1/8" x 16 3/4"
Electrical Requirements	120 V, 60 Hz, 15 Amps	120 V, 60 Hz, 15 Amps	120 V, 60 Hz, 15 Amps
Plug Type	NEMA 5 – 15 plug	NEMA 5 – 15 plug	NEMA 5 – 15 plug
Standard accessories			
Glass/Stainless steel milk flask	–/–	–/–	–/●
Descaling Agent/Cleaning tablets	●/●	●/●	●/●
UMRP & MAP/Retail pricing	\$1,499/\$1,599	\$1,899/\$1,999	\$2,299/\$2,399
Item Number			
Lotus White		10662810	10662840
Obsidian Black	10969250	10662820	10662850
Graphite Grey	10969230	–	10731210

Coffee Accessories


Product Overview



MB-CM Stainless Steel Milk Flask

- Used in preparing hot milk and milk froth for specialty beverages
- Store in refrigerator to keep milk cool and fresh
- Standard with CM 6350 Countertop Coffee Machines

Item Number: 10859920
UMRP/MAP Price: \$49
Retail Pricing: \$49



Cleaning Brush for Milk Pipework

- Note: Milk pipework is automatically rinsed after each coffee drink is brewed
- This tool allows for manual cleaning to ensure the best hygiene for your machine

Item Number: 07331640
UMRP/MAP Price: \$15.99
Retail Pricing: \$15.99



Glass Milk Flask Storage Lid

- Securely store milk in the glass milk flask for fresh and safe keeping

Item Number: 09327751
UMRP/MAP Price: \$49
Retail Pricing: \$49



CJ1 TopTherm Coffee Pot

- Make and store up to 8 servings of coffee
- Insulated stainless steel for keeping coffee and tea hot

Item Number: 10694310
UMRP/MAP Price: \$119
Retail Pricing: \$119



Milk Flask w/ EasyClick Cap (Left) Glass Milk Flask (Right)

- The Milk Flask w/ EasyClick Cap simply clicks into place at the front of the appliance and is easily removed
- The Glass Milk Flask is used in preparing hot milk and milk froth
- Standard with all built-in coffee machines

Item Number: 09552740 Item Number: 09627120
UMRP/ MAP Price: \$139 UMRP/MAP Price: \$99
Retail Price: \$139 Retail Price: \$99



Black Edition - One For All

Perfect for making espresso, coffee, as well as coffee specialties with milk.

- 100% Arabica
- Full-bodied, balanced intensity
- Fair trade / USDA organic certified DE-ÖKO-001, non-EU Agriculture
- Created specifically for Miele coffee machines
- 4 pack of 8.8 oz whole coffee beans roasted in Germany

Item Number: 11030100
UMRP/MAP Price: \$44.99
Retail Pricing: \$44.99



Black Edition - Espresso

Perfect for making espresso.

- 80% Arabica / 20% Robusta
- Intense, strong flavors
- Fair trade / USDA organic certified DE-ÖKO-001, non-EU Agriculture
- Created specifically for Miele coffee machines
- 4 pack of 8.8 oz whole coffee beans roasted in Germany

Item Number: 11029650
UMRP/MAP Price: \$44.99
Retail Pricing: \$44.99



Black Edition - Café Crema

Perfect for making Café Crema.

- 100% Arabica
- Full-bodied
- Fair trade / USDA organic certified DE-ÖKO-001, non-EU Agriculture
- Created specifically for Miele coffee machines
- 4 pack of 8.8 oz whole coffee beans roasted in Germany

Item Number: 11029370
UMRP/MAP Price: \$44.99
Retail Pricing: \$44.99



Black Edition - Decaf

Perfect for making decaf espresso, coffee, as well as coffee specialties with milk.

- 100% Arabica
- Full-bodied, very intense
- Fair trade / USDA organic certified DE-ÖKO-001, non-EU Agriculture
- Created specifically for Miele coffee machines
- 4 pack of 8.8 oz whole coffee beans roasted in Germany

Item Number: 11029870
UMRP/MAP Price: \$44.99
Retail Pricing: \$44.99



Which convenience features would you like?

The product highlights* of Miele refrigeration appliances

PerfectFresh Pro

Food stays fresh for up to five times longer. In the automatically controlled temperature zones at temperatures between 32°F and 37°F meat, fish and many types of milk products remain fresh for up to three times longer. Fruit and vegetables retain their freshness for up to five times longer - thanks to the optimised humidity adjustment controls of the drawer. Furthermore, bright LED lighting has been integrated for a perfect overview of the stored food. PerfectFresh Pro is Miele's best system for perfect storage conditions for fresh produce.



PerfectFresh

Food stays fresh for up to three times longer: the ideal storage temperature for fruit, vegetables, fish, meat and milk products.

FlexiLight

Glare-free and unique: the LED glass shelf lighting, so versatile you can fit it where you need it most.

Superior energy efficiency

High efficiency, great freshness and wide variety of uses.

NoFrost

Never defrost again: thanks to circulation cooling, ice no longer forms in the interior cabinet which dispenses with the need for defrosting.

ComfortClean

Fast cleaning: the high-quality shelves on the inside of the door can be cleaned in the dishwasher.

* Depends on model

PerfectCool™ Fridge-Freezers

Product Overview



Model number	KFNS 37692 iDE-1	KFN 13923 DE	KFN 15943 DE
Series	PerfectCool	Freestanding	Freestanding
Design Overview			
Width	24"	24"	30"
Height	70"	80"	80"
Type	Bottom Mount	Bottom Mount	Bottom Mount
Integrated	●	–	–
Door hinge	Right (Convertible)	Right (Convertible)	Right (Convertible)
Custom panel and handle ready (Vi Model)	●	–	–
Side by Side Combination (PerfectCool only)	●	–	–
Features			
DynaCool	●	●	●
Temperature regulation	TouchControl	TouchControl	TouchControl
FlexiLight™ LED shelves	2	–	–
Height adjustable toughened glass shelves	3	●	●
SelfClose storage drawers	2	–	–
VarioRoom	●	–	–
ComfortClean door shelves	2	●	●
Bottle fin in door shelf	1	–	●
Ice maker	●	●	●
NoFrost	●	●	●
Automatic SuperCool/SuperFrost	●/●	●/●	●/●
SoftClose door	●	●	●
Active AirClean filter	●	●	●
Acoustic door alarm/Acoustic temperature alarm	●/●	●/●	●/●
Optical door alarm/Optical temperature alarm	●/●	●/●	●/●
Sabbath mode	●	●	●
Number of temperature zones	3	2	2
Technical data			
Install niche dimensions (W x H)	22 1/6" - 22 3/8" x 69 3/4"-70 3/8"	–	–
Electrical requirements	110/120 V, 60 Hz, 15 Amps	110/120 V, 60 Hz, 15 Amps	110/120 V, 60 Hz, 15 Amps
Power cord	NEMA 5 – 15 plug water pressure 22 – 87 psi; Accepts 1/4" flexible or copper water line (not included)	NEMA 5 – 15 plug water pressure 22 – 87 psi; Accepts 1/4" flexible or copper water line (not included)	NEMA 5 – 15 plug water pressure 22 – 87 psi; Accepts 1/4" flexible or copper water line (not included)
Water connection requirement	●	●	●
Energy Star	●	●	●
UMRP & MAP/Retail Pricing	\$3,799/\$3,899	\$2,899/\$2,999	\$3,599/\$3,699
Material number	10595620	10870510	10721530

PerfectCool™ Fridge-Freezers

Product Overview



Model number	KS 37472 iD	FNS 37492 iE	K 31222 Ui
Series	PerfectCool	PerfectCool	Under-Counter
Design Overview			
Width	24" 70"	24" 70"	24" –
Type	Refrigeration Column	Freezer Column	Under-Counter
Integrated	●	●	●
Door hinge	Right (Convertible)	Left (Convertible)	Right (Convertible)
Custom panel and handle ready (Vi Model)	●	●	●
Side by Side Combination (PerfectCool only)	●	●	–
Features			
DynaCool	●	–	–
Temperature regulation	TouchControl	TouchControl	PicTronic
FlexiLight™ LED shelves	4	–	–
Height adjustable toughened glass shelves	6	6	4
SelfClose storage drawers	3	–	–
VarioRoom	–	●	–
ComfortClean door shelves	5	–	2
Bottle fin in door shelf	2	–	1
Ice maker	–	●	–
NoFrost	–	●	–
Automatic SuperCool/SuperFrost	●/–	–/●	●/–
SoftClose door	●	●	●
Active AirClean filter	●	●	●
Acoustic door alarm/Acoustic temperature alarm	●/●	●/●	●/●
Optical door alarm/Optical temperature alarm	●/●	●/●	–/–
Sabbath mode	●	●	–
Number of temperature zones	2	1	1
Technical data			
Install niche dimensions (W x H)	22 1/16"-22 3/8" x 69 3/4"-70 3/8"	22 1/16"-22 3/8" x 69 3/4"-70 3/8"	23 5/8"-24" x 32 5/16"-34 5/8"
Electrical requirements	110/120 V, 60 Hz, 15 Amps	110/120 V, 60 Hz, 15 Amps	110/120 V, 60 Hz, 15 Amps
Power cord	NEMA 5 – 15 plug	NEMA 5 – 15 plug	NEMA 5 – 15 plug
Water connection requirement	–	water pressure 22 – 87 psi; Accepts 1/4" flexible or copper water line (not included)	–
Energy Star	●	●	Most efficient
UMRP & MAP/Retail Pricing	\$3,299/\$3,399	\$3,699/\$3,799	\$1,599/\$1,699
Material number	10093870	10093890	10799700

PerfectCool™ Fridge-Freezers

Product Overview



Model number	KFN 9855 iDE	KFN 9855 iDE	KFN 9855 iDE
Series	PerfectCool	PerfectCool	PerfectCool
Design Overview			
Width	30"	30"	36"
Height	80"	80"	80"
Type	Bottom Mount	Bottom Mount	French Door
Integrated	●	●	●
Door hinge	Left	Right	Right and Left
Custom panel and handle ready (Vi Model)	●	●	●
Side by Side Combination (PerfectCool only)	●	●	●
Features			
DynaCool	●	●	●
Temperature regulation	TouchControl	TouchControl	●
FlexiLight™ LED shelves	—	—	—
Height adjustable toughened glass shelves	●	●	●
SelfClose storage drawers	●	●	●
VarioRoom	—	—	—
ComfortClean door shelves	●	●	●
Bottle fin in door shelf	—	—	—
Ice maker	●	●	●
NoFrost	●	●	●
Automatic SuperCool/SuperFrost	●/●	●/●	●
SoftClose door	●	●	●
Active AirClean filter	●	●	—
Acoustic door alarm/Acoustic temperature alarm	●/●	●/●	●/●
Optical door alarm/Optical temperature alarm	●/●	●/●	●/●
Sabbath mode	●	●	●
Number of temperature zones	3	3	3
Technical data			
Install niche dimensions (W x H)	30" x 80-81 5/8"	30" x 80-81 5/8"	36" x 80-81 5/8"
Electrical requirements	110/120 V, 60 Hz, 15 Amps	110/120 V, 60 Hz, 15 Amps	110/120 V, 60 Hz, 15 Amps
Power cord	NEMA 5 – 15 plug	NEMA 5 – 15 plug	NEMA 5 – 15 plug
Water connection requirement	Water pressure 22-87 psi; accepts 1/4" flexible or copper water line (not included)	Water pressure 22-87 psi; accepts 1/4" flexible or copper water line (not included)	Water pressure 22-87 psi; accepts 1/4" flexible or copper water line (not included)
Energy Star	●	●	●
UMRP & MAP/Retail Pricing	\$5,599/\$5,699	\$5,599/\$5,699	\$7,099/\$7,199
Material number	09623660	09472260	10277970





Which convenience features would you like?

The product highlights* Miele MasterCool

BrilliantLight

Each area of the unit is perfectly illuminated by many ideally placed LED light strips. Even the food at the back is easy to see in the pleasantly gentle light, which presents the refrigerated goods in a stylish tone. As a further highlight, the matte surface of the aluminium profile is cast in an elegant glow by the light.



MasterFresh

Food stays fresh for up to three times longer: the ideal storage temperature for fruit, vegetables, fish, meat and dairy products.



Push2Open

Allow for a handleless design. Simply apply slight pressure to the door and it will open gently to an ajar position.



Drop and Lock

Easy and safe: without having to take them out, the shelves inside the door are height-adjustable and easy to lock into position.



IceMaker & Ice/Water dispenser

Produced quickly and stored: Miele's IceMaker has separate controls and can produce up to 150 ice cubes a day. And at the touch of a button you are treated to ice and cooled water from the front Ice/Water dispenser.

SoftClose

With just a gentle touch, our dynamic doors close on their own. The door's minimalist design also integrates perfectly with any handleless kitchen.



* Depending on model

MasterCool Refrigerators

Product Overview



Model number	K 2602 Vi	K 2602 SF	K 2612 Vi
Overview			
Width	24"	24"	24"
Height	84"	84"	84"
Refrigerator/Bottom-mount	●/–	●/–	●/–
Freezer/Wine conditioning unit	–/–	–/–	–/–
Construction type			
Custom panel ready/Pre-finished	●/–	–/●	●/–
Door hinge side/Can be installed side-by-side	Right/●	Right/●	Left/●
Design			
Front color	–	Clean Touch Steel™	–
Lighting	BrilliantLight	BrilliantLight	BrilliantLight
Control panel			
Freshness system	MasterFresh	MasterFresh	MasterFresh
DuplexCool Pro/DynaCool/NoFrost	–/●/–	–/●/–	–/●/–
SelfClose/SlidingShelf/Active AirClean filter	●/●/●	●/●/●	●/●/●
Push2Open/Pull2Open/SoftClose	●/●/●	●/●/●	●/●/●
FullAccess/EasyClean/MaxLoad hinge	●/●/●	●/●/●	●/●/●
Control			
Electronic temperature display and control	MasterSensor	MasterSensor	MasterSensor
Automatic SuperCool/SuperFrost/Sabbath mode	●/–/●	●/–/●	●/–/●
No. of temperature zones	2	2	2
Fridge / Fridge compartment			
No. of shelves	2	2	2
Number of vegetable drawers/crisper drawers	1/2	1/2	1/2
Number of door bins	4	4	4
Appliance networking			
WiFiConn@ct	●	●	●
Safety			
Acoustic door alarm/Acoustic temperature alarm	●/●	●/●	●/●
Optical door alarm/Optical temperature alarm	●/–	●/–	●/–
Technical data			
Install niche dimensions (W x H)	24" x 84-85 3/16"	24" x 84-85 3/16"	24" x 84-85 3/16"
Electrical Requirements	120 V, 60 Hz, 15 Amps	120 V, 60 Hz, 15 Amps	120 V, 60 Hz, 15 Amps
Plug type	NEMA 5 – 15 plug	NEMA 5 – 15 plug	NEMA 5 – 15 plug
Water connection	–	–	–
Energy Star	●	●	●
UMRP & MAP/Retail pricing	\$7,299/\$7,799	\$7,899/\$8,399	\$7,299/\$7,799
Material number	11501360	11502570	11502560

MasterCool Refrigerators

Product Overview



Model number	K 2802 Vi	K 2802 SF	K 2812 Vi
Overview			
Width	30"	30"	30"
	84"	84"	84"
Refrigerator/Bottom-mount	●/–	●/–	●/–
Freezer/Wine conditioning unit	–/–	–/–	–/–
Construction type			
Custom panel ready/Pre-finished	●/–	–/●	●/–
Door hinge side/Can be installed side-by-side	Right/●	Right/●	Left/●
Design			
Front color	–	Clean Touch Steel™	–
Lighting	BrilliantLight	BrilliantLight	BrilliantLight
Control panel			
Freshness system	MasterFresh	MasterFresh	MasterFresh
DuplexCool Pro/DynaCool/NoFrost	–/●/–	–/●/–	–/●/–
SelfClose/SlidingShelf/Active AirClean filter	●/●/●	●/●/●	●/●/●
Push2Open/Pull2Open/SoftClose	●/●/●	●/●/●	●/●/●
FullAccess/EasyClean/MaxLoad hinge	●/●/●	●/●/●	●/●/●
Control			
Electronic temperature display and control	MasterSensor	MasterSensor	MasterSensor
Automatic SuperCool/SuperFrost/Sabbath mode	●/–/●	●/–/●	●/–/●
No. of temperature zones	2	2	2
Fridge / Fridge compartment			
No. of shelves	2	2	2
Number of vegetable drawers/crisper drawers	1/2	1/2	1/2
Number of door bins	4	4	4
Appliance networking			
WiFiConn@ct	●	●	●
Safety			
Acoustic door alarm/Acoustic temperature alarm	●/●	●/●	●/●
Optical door alarm/Optical temperature alarm	●/–	●/–	●/–
Technical data			
Install niche dimensions (W x H)	30" x 84-85 3/16"	30" x 84-85 3/16"	30" x 84-85 3/16"
Electrical Requirements	120 V, 60 Hz, 15 Amps	120 V, 60 Hz, 15 Amps	120 V, 60 Hz, 15 Amps
Plug type	NEMA 5 – 15 plug	NEMA 5 – 15 plug	NEMA 5 – 15 plug
Water connection	–	–	–
Energy Star	●	●	●
UMRP & MAP/Retail pricing	\$7,599/\$8,099	\$8,199/\$8,699	\$7,599/\$8,099
Material number	11502590	11502700	11502640

MasterCool Refrigerators

Product Overview



Model number	K 2902 Vi	K 2902 SF	K 2912 Vi
Overview			
Width	36"	36"	36"
Height	84"	84"	84"
Refrigerator/Bottom-mount	●/–	●/–	●/–
Freezer/Wine conditioning unit	–/–	–/–	–/–
Construction type			
Custom panel ready/Pre-finished	●/–	–/●	●/–
Door hinge side/Can be installed side-by-side	Right/●	Right/●	Left/●
Design			
Front color	–	Clean Touch Steel™	–
Lighting	BrilliantLight	BrilliantLight	BrilliantLight
Control panel			
Freshness system	MasterFresh	MasterFresh	MasterFresh
DuplexCool Pro/DynaCool/NoFrost	–/●/–	–/●/–	–/●/–
SelfClose/SlidingShelf/Active AirClean filter	●/●/●	●/●/●	●/●/●
Push2Open/Pull2Open/SoftClose	●/●/●	●/●/●	●/●/●
FullAccess/EasyClean/MaxLoad hinge	●/●/●	●/●/●	●/●/●
Control			
Electronic temperature display and control	MasterSensor	MasterSensor	MasterSensor
Automatic SuperCool/SuperFrost/Sabbath mode	●/–/●	●/–/●	●/–/●
No. of temperature zones	2	2	2
Fridge / Fridge compartment			
No. of shelves	2	2	2
Number of vegetable drawers/crisper drawers	1/2	1/2	1/2
Number of door bins	4	4	4
Appliance networking			
WiFiConn@ct	●	●	●
Safety			
Acoustic door alarm/Acoustic temperature alarm	●/●	●/●	●/●
Optical door alarm/Optical temperature alarm	●/–	●/–	●/–
Technical data			
Install niche dimensions (W x H)	36" x 84-85 3/16"	36" x 84-85 3/16"	36" x 84-85 3/16"
Electrical Requirements	120 V, 60 Hz, 15 Amps	120 V, 60 Hz, 15 Amps	120 V, 60 Hz, 15 Amps
Plug type	NEMA 5 – 15 plug	NEMA 5 – 15 plug	NEMA 5 – 15 plug
Water connection	–	–	–
Energy Star	●	●	●
UMRP & MAP/Retail pricing	\$7,899/\$8,399	\$8,499/\$8,999	\$7,899/\$8,399
Material number	11502710	11502840	11502720

MasterCool Bottom-Mounts

Product Overview



Model number	KF 2802 Vi	KF 2802 SF	KF 2812 Vi
Overview			
Width	30"	30"	30"
Height	84"	84"	84"
Refrigerator/Bottom-mount	-/●	-/●	-/●
Freezer/Wine conditioning unit	-/-	-/-	-/-
Construction type			
Custom panel ready/Pre-finished	●/-	-/●	●/-
Door hinge side/Can be installed side-by-side	Right/●	Right/●	Left/●
Design			
Front color	-	Clean Touch Steel™	-
Lighting	BrilliantLight	BrilliantLight	BrilliantLight
Control panel			
Freshness system	MasterFresh	MasterFresh	MasterFresh
IceMaker with plumbed water connection / Ice/Water Dispenser	●/-	●/-	●/-
DuplexCool Pro/DynaCool/NoFrost	●/●/●	●/●/●	●/●/●
SelfClose/SlidingShelf/Active AirClean filter	●/●/●	●/●/●	●/●/●
Push2Open/Pull2Open/SoftClose	●/●/●	●/●/●	●/●/●
FullAccess/EasyClean/MaxLoad hinge	●/●/●	●/●/●	●/●/●
Control			
Electronic temperature display and control	MasterSensor	MasterSensor	MasterSensor
Automatic SuperCool/SuperFrost/Sabbath mode	●/●/●	●/●/●	●/●/●
No. of temperature zones	3	3	3
Fridge / Fridge compartment			
No. of shelves	2	2	2
Number of vegetable drawers/crisper drawers	-/2	-/2	-/2
Number of door bins	3	3	3
Freezer / Freezer compartment			
Number of shelves/Number of drawers	-/2	-/2	-/2
Door baskets – small/large	-/-	-/-	-/-
Appliance networking			
WiFiConn@ct	●	●	●
Safety			
Acoustic door alarm/Acoustic temperature alarm	●/●	●/●	●/●
Optical door alarm/Optical temperature alarm	●/-	●/-	●/-
Technical data			
Install niche dimensions (W x H)	30" x 84-85 3/16"	30" x 84-85 3/16"	30" x 84-85 3/16"
Electrical Requirements	120 V, 60 Hz, 15 Amps	120 V, 60 Hz, 15 Amps	120 V, 60 Hz, 15 Amps
Plug type	NEMA 5 – 15 plug	NEMA 5 – 15 plug	NEMA 5 – 15 plug
Water connection	●	●	●
Energy Star	Most efficient	●	●
UMRP & MAP/Retail pricing	\$8,199/\$8,699	\$8,799/\$9,299	\$8,199/\$8,699
Material number	11502850	11502900	11502870

MasterCool Bottom-Mounts

Product Overview



Model number	KF 2812 SF	KF 2902 Vi	KF 2902 SF
Overview			
Width	30"	36"	36"
Height	84"	84"	84"
Refrigerator/Bottom-mount	-/●	-/●	-/●
Freezer/Wine conditioning unit	-/-	-/-	-/-
Construction type			
Custom panel ready/Pre-finished	-/●	●/-	-/●
Door hinge side/Can be installed side-by-side	Left/●	Right/●	Right/●
Design			
Front color	Clean Touch Steel™	-	Clean Touch Steel™
Lighting	BrilliantLight	BrilliantLight	BrilliantLight
Control panel			
Freshness system	MasterFresh	MasterFresh	MasterFresh
IceMaker with plumbed water connection / Ice/Water Dispenser	●/-	●/-	●/-
DuplexCool Pro/DynaCool/NoFrost	●/●/●	●/●/●	●/●/●
SelfClose/SlidingShelf/Active AirClean filter	●/●/●	●/●/●	●/●/●
Push2Open/Pull2Open/SoftClose	●/●/●	●/●/●	●/●/●
FullAccess/EasyClean/MaxLoad hinge	●/●/●	●/●/●	●/●/●
Control			
Electronic temperature display and control	MasterSensor	MasterSensor	MasterSensor
Automatic SuperCool/SuperFrost/Sabbath mode	●/●/●	●/●/●	●/●/●
No. of temperature zones	3	3	3
Fridge / Fridge compartment			
No. of shelves	2	2	2
Number of vegetable drawers/crisper drawers	-/2	-/2	-/2
Number of door bins	3	3	3
Freezer / Freezer compartment			
Number of shelves/Number of drawers	-/2	-/2	-/2
Door baskets – small/large	-/-	-/-	-/-
Appliance networking			
WiFiConn@ct	●	●	●
Safety			
Acoustic door alarm/Acoustic temperature alarm	●/●	●/●	●/●
Optical door alarm/Optical temperature alarm	●/-	●/-	●/-
Technical data			
Install niche dimensions (W x H)	30" x 84-85 3/16"	36" x 84-85 3/16"	36" x 84-85 3/16"
Electrical Requirements	120 V, 60 Hz, 15 Amps	120 V, 60 Hz, 15 Amps	120 V, 60 Hz, 15 Amps
Plug type	NEMA 5 – 15 plug	NEMA 5 – 15 plug	NEMA 5 – 15 plug
Water connection	●	●	●
Energy Star	●	Most efficient	●
UMRP & MAP/Retail pricing	\$8,799/\$9,299	\$8,799/\$9,299	\$9,299/\$9,799
Material number	11502910	11502930	11502960

MasterCool Bottom-Mounts

Product Overview



Model number	KF 2912 Vi	KF 2912 SF	KF 2982 Vi
Overview			
Width	36"	36"	36"
Height	84"	84"	84"
Refrigerator/Bottom-mount	–/●	–/●	–/●
Freezer/Wine conditioning unit	–/–	–/–	–/–
Construction type			
Custom panel ready/Pre-finished	●/–	–/●	●/–
Door hinge side/Can be installed side-by-side	Left/●	Left/●	French Door/●
Design			
Front color	–	Clean Touch Steel™	–
Lighting	BrilliantLight	BrilliantLight	BrilliantLight
Control panel			
Freshness system	MasterFresh	MasterFresh	MasterFresh
IceMaker with plumbed water connection / Ice/Water Dispenser	●/–	●/–	●/–
DuplexCool Pro/DynaCool/NoFrost	●/●/●	●/●/●	●/●/●
SelfClose/SlidingShelf/Active AirClean filter	●/●/●	●/●/●	●/●/●
Push2Open/Pull2Open/SoftClose	●/●/●	●/●/●	●/●/●
FullAccess/EasyClean/MaxLoad hinge	●/●/●	●/●/●	●/●/●
Control			
Electronic temperature display and control	MasterSensor	MasterSensor	MasterSensor
Automatic SuperCool/SuperFrost/Sabbath mode	●/●/●	●/●/●	●/●/●
No. of temperature zones	3	3	3
Fridge / Fridge compartment			
No. of shelves	2	2	2
Number of vegetable drawers/crisper drawers	–/2	–/2	–/2
Number of door bins	3	3	3
Freezer / Freezer compartment			
Number of shelves/Number of drawers	–/2	–/2	–/2
Door baskets – small/large	–/–	–/–	–/–
Appliance networking			
WiFiConn@ct	●	●	●
Safety			
Acoustic door alarm/Acoustic temperature alarm	●/●	●/●	●/●
Optical door alarm/Optical temperature alarm	●/–	●/–	●/–
Technical data			
Install niche dimensions (W x H)	36" x 84-85 3/16"	36" x 84-85 3/16"	36" x 84-85 3/16"
Electrical Requirements	120 V, 60 Hz, 15 Amps	120 V, 60 Hz, 15 Amps	120 V, 60 Hz, 15 Amps
Plug type	NEMA 5 – 15 plug	NEMA 5 – 15 plug	NEMA 5 – 15 plug
Water connection	●	●	●
Energy Star	●	●	●
UMRP & MAP/Retail pricing	\$8,799/\$9,299	\$9,299/\$9,799	\$9,099/\$9,599
Material number	11502940	11502970	11503020

MasterCool Bottom-Mounts

Product Overview



Model number	KF 2982 SF
Overview	
Width	36"
Height	84"
Refrigerator/Bottom-mount	-/●
Freezer/Wine conditioning unit	-/-
Construction type	
Custom panel ready/Pre-finished	-/●
Door hinge side/Can be installed side-by-side	French door/●
Design	
Front color	Clean Touch Steel™
Lighting	BrilliantLight
Control panel	
Freshness system	MasterFresh
IceMaker with plumbed water connection / Ice/Water Dispenser	●/-
DuplexCool Pro/DynaCool/NoFrost	●/●/●
SelfClose/SlidingShelf/Active AirClean filter	●/●/●
Push2Open/Pull2Open/SoftClose	●/●/●
FullAccess/EasyClean/MaxLoad hinge	●/●/●
Control	
Electronic temperature display and control	MasterSensor
Automatic SuperCool/SuperFrost/Sabbath mode	●/●/●
No. of temperature zones	3
Fridge / Fridge compartment	
No. of shelves	2
Number of vegetable drawers/crisper drawers	-/2
Number of door bins	3
Freezer / Freezer compartment	
Number of shelves/Number of drawers	-/2
Door baskets – small/large	-/-
Appliance networking	
WiFiConn@ct	●
Safety	
Acoustic door alarm/Acoustic temperature alarm	●/●
Optical door alarm/Optical temperature alarm	●/-
Technical data	
Install niche dimensions (W x H)	36" x 84-85 3/16"
Electrical Requirements	120 V, 60 Hz, 15 Amps
Plug type	NEMA 5 – 15 plug
Water connection	●
Energy Star	●
UMRP & MAP/Retail pricing	\$9,599/\$10,099
Material number	11503040



MasterCool Freezers

Product Overview



Model number	F 2412 Vi	F 2412 SF	F 2802 Vi
Overview			
Width	18"	18"	30"
Height	84"	84"	84"
Refrigerator/Bottom-mount	-/-	-/-	-/-
Freezer/Wine conditioning unit	●/-	●/-	●/-
Construction type			
Custom panel ready/Pre-finished	●/-	-/●	●/-
Door hinge side/Can be installed side-by-side	Left/●	Left/●	Right/●
Design			
Front color	-	Clean Touch Steel™	-
Lighting	BrilliantLight	BrilliantLight	BrilliantLight
Control panel			
IceMaker with plumbed water connection / Ice/Water Dispenser	●/-	●/-	●/-
DuplexCool Pro/DynaCool/NoFrost	-/-/●	-/-/●	-/-/●
SelfClose/SlidingShelf/Active AirClean filter	-/-/-	-/-/-	-/-/-
Push2Open/Pull2Open/SoftClose	●/●/●	●/●/●	●/●/●
FullAccess/EasyClean/MaxLoad hinge	●/●/●	●/●/●	●/●/●
Control			
Electronic temperature display and control	MasterSensor	MasterSensor	MasterSensor
Automatic SuperCool/SuperFrost/Sabbath mode	-/●/●	-/●/●	-/●/●
No. of temperature zones	1	1	1
Freezer / Freezer compartment			
Number of shelves/Number of drawers	3/2	3/2	3/2
Door baskets – small/large	1/3	1/3	1/3
Appliance networking			
WiFiConn@ct	●	●	●
Safety			
Acoustic door alarm/Acoustic temperature alarm	●/●	●/●	●/●
Optical door alarm/Optical temperature alarm	●/-	●/-	●/-
Technical data			
Install niche dimensions (W x H)	18" x 84-85 3/16"	18" x 84-85 3/16"	18" x 84-85 3/16"
Electrical Requirements	120 V, 60 Hz, 15 Amps	120 V, 60 Hz, 15 Amps	120 V, 60 Hz, 15 Amps
Plug type	NEMA 5 – 15 plug	NEMA 5 – 15 plug	NEMA 5 – 15 plug
Water connection	●	●	●
Energy Star	●	●	●
UMRP & MAP/Retail pricing	\$6,699/\$7,199	\$7,299/\$7,799	\$7,999/\$8,499
Material number	11503300	11503310	11503330

MasterCool Freezers

Product Overview



Model number	F 2812 Vi	F 2812 SF	F 2902 Vi
Overview			
Width	30"	30"	36"
Height	84"	84"	84"
Refrigerator/Bottom-mount	-/-	-/-	-/-
Freezer/Wine conditioning unit	●/-	●/-	●/-
Construction type			
Custom panel ready/Pre-finished	●/-	-/●	●/-
Door hinge side/Can be installed side-by-side	Left/●	Left/●	Right/●
Design			
Front color	-	Clean Touch Steel™	-
Lighting	BrilliantLight	BrilliantLight	BrilliantLight
Control panel			
IceMaker with plumbed water connection / Ice/Water Dispenser	●/-	●/-	●/-
DuplexCool Pro/DynaCool/NoFrost	-/-/●	-/-/●	-/-/●
SelfClose/SlidingShelf/Active AirClean filter	-/-/-	-/-/-	-/-/-
Push2Open/Pull2Open/SoftClose	●/●/●	●/●/●	●/●/●
FullAccess/EasyClean/MaxLoad hinge	●/●/●	●/●/●	●/●/●
Control			
Electronic temperature display and control	MasterSensor	MasterSensor	MasterSensor
Automatic SuperCool/SuperFrost/Sabbath mode	-/●/●	-/●/●	-/●/●
No. of temperature zones	1	1	1
Freezer / Freezer compartment			
Number of shelves/Number of drawers	3/2	3/2	3/2
Door baskets – small/large	1/3	1/3	1/3
Appliance networking			
WiFiConn@ct	●	●	●
Safety			
Acoustic door alarm/Acoustic temperature alarm	●/●	●/●	●/●
Optical door alarm/Optical temperature alarm	●/-	●/-	●/-
Technical data			
Install niche dimensions (W x H)	30" x 84-85 3/16"	30" x 84-85 3/16"	36" x 84-85 3/16"
Electrical Requirements	120 V, 60 Hz, 15 Amps	120 V, 60 Hz, 15 Amps	120 V, 60 Hz, 15 Amps
Plug type	NEMA 5 – 15 plug	NEMA 5 – 15 plug	NEMA 5 – 15 plug
Water connection	●	●	●
Energy Star	●	●	●
UMRP & MAP/Retail pricing	\$7,999/\$8,499	\$8,499/\$8,999	\$8,199/\$8,699
Material number	11503340	11503350	11503360

MasterCool Freezers

Product Overview



Model number	F 2912 Vi	F 2912 SF	F 2462 Vi
Overview			
Width	36"	36"	18"
Height	84"	84"	84"
Refrigerator/Bottom-mount	-/-	-/-	-/-
Freezer/Wine conditioning unit	●/-	●/-	●/-
Construction type			
Custom panel ready/Pre-finished	●/-	-/●	●/-
Door hinge side/Can be installed side-by-side	Left/●	Left/●	Right/●
Design			
Front color	-	Clean Touch Steel™	-
Lighting	BrilliantLight	BrilliantLight	BrilliantLight
Control panel			
IceMaker with plumbed water connection / Ice/Water Dispenser	●/-	●/-	-/●
DuplexCool Pro/DynaCool/NoFrost	-/-/●	-/-/●	-/-/●
SelfClose/SlidingShelf/Active AirClean filter	-/-/-	-/-/-	-/-/-
Push2Open/Pull2Open/SoftClose	●/●/●	●/●/●	●/●/●
FullAccess/EasyClean/MaxLoad hinge	●/●/●	●/●/●	●/●/●
Control			
Electronic temperature display and control	MasterSensor	MasterSensor	MasterSensor
Automatic SuperCool/SuperFrost/Sabbath mode	-/●/●	-/●/●	-/●/●
No. of temperature zones	1	1	1
Freezer / Freezer compartment			
Number of shelves/Number of drawers	3/2	3/2	3/2
Door baskets – small/large	1/3	1/3	1/3
Appliance networking			
WiFiConn@ct	●	●	●
Safety			
Acoustic door alarm/Acoustic temperature alarm	●/●	●/●	●/●
Optical door alarm/Optical temperature alarm	●/-	●/-	●/-
Technical data			
Install niche dimensions (W x H)	36" x 84-85 3/16"	36" x 84-85 3/16"	18" x 84-85 3/16"
Electrical Requirements	120 V, 60 Hz, 15 Amps	120 V, 60 Hz, 15 Amps	120 V, 60 Hz, 15 Amps
Plug type	NEMA 5 – 15 plug	NEMA 5 – 15 plug	NEMA 5 – 15 plug
Water connection	●	●	●
Energy Star	●	●	●
UMRP & MAP/Retail pricing	\$8,199/\$8,699	\$8,599/\$9,099	\$6,999/\$7,499
Material number	11503390	11503410	11503420

MasterCool Freezers

Product Overview



Model number	F 2472 Vi	F 2472 SF	F 2662 Vi
Overview			
Width	18"	18"	24"
Height	84"	84"	84"
Refrigerator/Bottom-mount	-/-	-/-	-/-
Freezer/Wine conditioning unit	●/-	●/-	●/-
Construction type			
Custom panel ready/Pre-finished	●/-	-/●	●/-
Door hinge side/Can be installed side-by-side	Left/●	Left/●	Right/●
Design			
Front color	-	Clean Touch Steel™	-
Lighting	BrilliantLight	BrilliantLight	BrilliantLight
Control panel			
IceMaker with plumbed water connection / Ice/Water Dispenser	-/●	-/●	-/●
DuplexCool Pro/DynaCool/NoFrost	-/-/●	-/-/●	-/-/●
SelfClose/SlidingShelf/Active AirClean filter	-/-/-	-/-/-	-/-/-
Push2Open/Pull2Open/SoftClose	●/●/●	●/●/●	●/●/●
FullAccess/EasyClean/MaxLoad hinge	●/●/●	●/●/●	●/●/●
Control			
Electronic temperature display and control	MasterSensor	MasterSensor	MasterSensor
Automatic SuperCool/SuperFrost/Sabbath mode	-/●/●	-/●/●	-/●/●
No. of temperature zones	1	1	1
Freezer / Freezer compartment			
Number of shelves/Number of drawers	3/2	3/2	3/2
Door baskets – small/large	1/3	1/3	1/3
Appliance networking			
WiFiConn@ct	●	●	●
Safety			
Acoustic door alarm/Acoustic temperature alarm	●/●	●/●	●/●
Optical door alarm/Optical temperature alarm	●/-	●/-	●/-
Technical data			
Install niche dimensions (W x H)	18" x 84-85 3/16"	18" x 84-85 3/16"	24" x 84-85 3/16"
Electrical Requirements	120 V, 60 Hz, 15 Amps	120 V, 60 Hz, 15 Amps	120 V, 60 Hz, 15 Amps
Plug type	NEMA 5 – 15 plug	NEMA 5 – 15 plug	NEMA 5 – 15 plug
Water connection	●	●	●
Energy Star	●	●	●
UMRP & MAP/Retail pricing	\$6,999/\$7,499	\$7,599/\$8,099	\$7,899/\$8,399
Material number	11503430	11503530	11503540

MasterCool Freezers

Product Overview



Model number	F 2672 Vi	F 2672 SF
Overview		
Width	24"	24"
Height	84"	84"
Refrigerator/Bottom-mount	-/-	-/-
Freezer/Wine conditioning unit	●/-	●/-
Construction type		
Custom panel ready/Pre-finished	●/-	-/●
Door hinge side/Can be installed side-by-side	Left/●	Left/●
Design		
Front color	-	Clean Touch Steel™
Lighting	BrilliantLight	BrilliantLight
Control panel		
IceMaker with plumbed water connection / Ice/Water Dispenser	-/●	-/●
DuplexCool Pro/DynaCool/NoFrost	-/-/●	-/-/●
SelfClose/SlidingShelf/Active AirClean filter	-/-/-	-/-/-
Push2Open/Pull2Open/SoftClose	●/●/●	●/●/●
FullAccess/EasyClean/MaxLoad hinge	●/●/●	●/●/●
Control		
Electronic temperature display and control	MasterSensor	MasterSensor
Automatic SuperCool/SuperFrost/Sabbath mode	-/●/●	-/●/●
No. of temperature zones	1	1
Freezer / Freezer compartment		
Number of shelves/Number of drawers	3/2	3/2
Door baskets – small/large	1/3	1/3
Appliance networking		
WiFiConn@ct	●	●
Safety		
Acoustic door alarm/Acoustic temperature alarm	●/●	●/●
Optical door alarm/Optical temperature alarm	●/-	●/-
Technical data		
Install niche dimensions (W x H)	24" x 84-85 3/16"	24" x 84-85 3/16"
Electrical Requirements	120 V, 60 Hz, 15 Amps	120 V, 60 Hz, 15 Amps
Plug type	NEMA 5 – 15 plug	NEMA 5 – 15 plug
Water connection	●	●
Energy Star	●	●
UMRP & MAP/Retail pricing	\$7,899/\$8,399	\$8,499/\$8,999
Material number	11503550	11503570





Which product features are particularly important to you?

The product highlights* of Miele wine conditioning units

SommelierSet

Declare your wine storage unit an area of enjoyment for wine connoisseurs: with the unique SommelierSet. Now new on the market and only available from Miele. Prepare noble wines professionally for decanting. Enjoy champagne and white wine from chilled glasses. Drink perfectly conditioned wine even from opened bottles. And have all equipment you need for this always ready at hand.



Temperature zones

Individual controls: up to three different types of wine requiring different temperatures can be stored at the same time.



Push2Open

Allow for a handleless design. Simply apply slight pressure to the door and it will open gently to an ajar position.



FlexiFrame

Easy to reposition: individual wooden slats can be easily moved to make room for large wine bottles.



"Selector" bottle presenter & NoteBoard

Presentation in style: the bottles appear slightly raised in the dimmed light in your wine unit. And for individual labelling, every bottle rack features a removable, magnetic strip for labelling bottles.



SoftClose

With just a gentle touch, our dynamic doors close on their own. The door's minimalist design also integrates perfectly with any handleless kitchen.

* Depends on model

MasterCool Wine Storage Systems

Product Overview



Model number	KWT 2602 Vi	KWT 2602 SF	KWT 2612 Vi
Overview			
Width	24"	24"	24"
Height	84"	84"	84"
Refrigerator/Bottom-mount	-/-	-/-	-/-
Freezer/Wine conditioning unit	-/●	-/●	-/●
Construction type			
Custom panel ready/Pre-finished	●/-	-/●	●/-
Door hinge side/Can be installed side-by-side	Right/●	Right/●	Left/●
Design			
Front color	-	Clean Touch Steel™	-
Lighting	BrilliantLight	BrilliantLight	BrilliantLight
UV tinted glass	●	●	●
Control panel			
DuplexCool Pro/DynaCool/NoFrost	-/●/-	-/●/-	-/●/-
SelfClose/SlidingShelf/Active AirClean filter	-/-/-	-/-/-	-/-/-
Push2Open/Pull2Open/SoftClose	●/●/●	●/●/●	●/●/●
FullAccess/EasyClean/MaxLoad hinge	-/-/●	-/-/●	-/-/●
Control			
Electronic temperature display and control	MasterSensor	MasterSensor	MasterSensor
Sabbath mode	●	●	●
No. of temperature zones	3	3	3
Fridge / Fridge compartment			
Number of FlexiFrame wooden racks/Material for wooden racks	13/Beechwood	13/Beechwood	13/Beechwood
SommelierSet/NoteBoard	-/●	-/●	-/●
Available space for the number of 0.75 l bottles	104	104	104
Appliance networking			
WiFiConn@ct	●	●	●
Safety			
Acoustic door alarm/Acoustic temperature alarm	●/●	●/●	●/●
Optical door alarm/Optical temperature alarm	●/-	●/-	●/-
Technical data			
Install niche dimensions (W x H)	24" x 84-85 3/16"	24" x 84-85 3/16"	24" x 84-85 3/16"
Electrical Requirements	120 V, 60 Hz, 15 Amps	120 V, 60 Hz, 15 Amps	120 V, 60 Hz, 15 Amps
Plug type	NEMA 5 – 15 plug	NEMA 5 – 15 plug	NEMA 5 – 15 plug
Water connection	-	-	-
Energy Star	-	-	-
UMRP & MAP/Retail pricing	\$8,699/\$9,199	\$9,199/\$9,699	\$8,699/\$9,199
Material number	11503590	11503620	11503610

MasterCool Wine Storage Systems

Product Overview



Model number	KWT 2612 SF	KWT 2662 ViS	KWT 2662 SFS
Overview			
Width	24"	24"	24"
Height	84"	84"	84"
Refrigerator/Bottom-mount	-/-	-/-	-/-
Freezer/Wine conditioning unit	-/●	-/●	-/●
Construction type			
Custom panel ready/Pre-finished	-/●	●/-	-/●
Door hinge side/Can be installed side-by-side	Left/●	Right/●	Right/●
Design			
Front color	Clean Touch Steel™	–	Clean Touch Steel™
Lighting	BrilliantLight	BrilliantLight	BrilliantLight
UV tinted glass	●	●	●
Control panel			
DuplexCool Pro/DynaCool/NoFrost	-/●/-	-/●/-	-/●/-
SelfClose/SlidingShelf/Active AirClean filter	-/-/-	-/-/-	-/-/-
Push2Open/Pull2Open/SoftClose	●/●/●	●/●/●	●/●/●
FullAccess/EasyClean/MaxLoad hinge	-/-/●	-/-/●	-/-/●
Control			
Electronic temperature display and control	MasterSensor	MasterSensor	MasterSensor
Sabbath mode	●	●	●
No. of temperature zones	3	3	3
Fridge / Fridge compartment			
Number of FlexiFrame wooden racks/Material for wooden racks	13/Beechwood	9/Beechwood	9/Beechwood
SommelierSet/NoteBoard	-/●	●/●	●/●
Available space for the number of 0.75 l bottles	104	77	77
Appliance networking			
WiFiConn@ct	●	●	●
Safety			
Acoustic door alarm/Acoustic temperature alarm	●/●	●/●	●/●
Optical door alarm/Optical temperature alarm	●/-	●/-	●/-
Technical data			
Install niche dimensions (W x H)	24" x 84-85 3/16"	24" x 84-85 3/16"	24" x 84-85 3/16"
Electrical Requirements	120 V, 60 Hz, 15 Amps	120 V, 60 Hz, 15 Amps	120 V, 60 Hz, 15 Amps
Plug type	NEMA 5 – 15 plug	NEMA 5 – 15 plug	NEMA 5 – 15 plug
Water connection	–	–	–
Energy Star	–	–	–
UMRP & MAP/Retail pricing	\$9,199/\$9,699	\$9,099/\$9,599	\$9,599/\$10,099
Material number	11503640	11503650	11503670

MasterCool Wine Storage Systems

Product Overview



Model number	KWT 2672 ViS
Overview	
Width	24"
Height	84"
Refrigerator/Bottom-mount	-/-
Freezer/Wine conditioning unit	-/●
Construction type	
Custom panel ready/Pre-finished	●/-
Door hinge side/Can be installed side-by-side	Left/●
Design	
Front color	-
Lighting	BrilliantLight
UV tinted glass	●
Control panel	
DuplexCool Pro/DynaCool/NoFrost	-/●/-
SelfClose/SlidingShelf/Active AirClean filter	-/-/-
Push2Open/Pull2Open/SoftClose	●/●/●
FullAccess/EasyClean/MaxLoad hinge	-/-/●
Control	
Electronic temperature display and control	MasterSensor
Sabbath mode	●
No. of temperature zones	3
Fridge / Fridge compartment	
Number of FlexiFrame wooden racks/Material for wooden racks	9/Beechwood
SommelierSet/NoteBoard	●/●
Available space for the number of 0.75 l bottles	77
Appliance networking	
WiFiConn@ct	●
Safety	
Acoustic door alarm/Acoustic temperature alarm	●/●
Optical door alarm/Optical temperature alarm	●/-
Technical data	
Install niche dimensions (W x H)	24" x 84-85 ³ / ₁₆ "
Electrical Requirements	120 V, 60 Hz, 15 Amps
Plug type	NEMA 5 – 15 plug
Water connection	-
Energy Star	-
UMRP & MAP/Retail pricing	\$9,099/\$9,599
Material number	11503660



Wine Storage Systems

Product Overview



Model number	KWT 6722 iS
Overview	
Width	24"
Height	70"
Integrated/Built-under	●/–
Door hinge	Right, convertible
Custom panel and handle ready (Vi Model)	●
Clean Touch Steel™ panels (SF Model)	–
Black door frame	–
Features	
Type of lighting	LED
Number of temperature zones	2
Number of racks	8
Number of FlexiFrame racks	8
Push2open door	–
SoftClose door	●
TouchControl display	●
UV tinted glass	●
Acoustic door alarm/Acoustic temperature alarm	●/●
Optical door alarm/Optical temperature alarm	●/●
Active AirClean Filter	–
Maximum bottle capacity	80
Sabbath mode	●
SommelierSet	●
Technical data	
Install niche dimensions (W x H)	22 1/8"-22 1/2" x 69 7/8"-70 1/8"
Electrical requirements	110/120 V, 60 Hz, 15 Amps
Power cord	NEMA 5 – 15 plug
Water connection requirement	–
Energy Star	–
UMRP & MAP/Retail Pricing	\$4,499/\$4,599
Material number	11329860

Wine Storage Systems

Product Overview



Model number	KWT 6312 UGS	KWT 6322 UG	KWT 6322 UG
Overview			
Width	24"	24"	24"
Integrated/Built-under	-/●	-/●	-/●
Door hinge	Right, convertible	Right, convertible	Right, convertible
Custom panel and handle ready (Vi Model)	-	-	-
Clean Touch Steel™ panels (SF Model)	-	-	●
Black door frame/UV tinted glass	●	●	-
Features			
Type of lighting	LED	LED	LED
Number of temperature zones	1	2	2
Number of racks	4	4	4
Number of FlexiFrame racks	3	3	3
Push2open door	●	●	●
SoftClose door	●	●	●
TouchControl display	●	●	●
UV tinted glass	●	●	●
Acoustic door alarm/Acoustic temperature alarm	●/●	●/●	●/●
Optical door alarm/Optical temperature alarm	-/-	-/-	-/-
Active AirClean Filter	●	●	●
Maximum bottle capacity	46	34	34
Sabbath mode	-	-	-
SommelierSet	●	-	-
Technical data			
Install niche dimensions (W x H)	25 5/8" x 32 5/16" -34 1/4"	25 5/8" x 32 5/16" -34 1/4"	25 5/8" x 32 5/16" -34 1/4"
Electrical requirements	110/120 V, 60 Hz, 15 Amps	110/120 V, 60 Hz, 15 Amps	110/120 V, 60 Hz, 15 Amps
Power cord	NEMA 5 – 15 plug	NEMA 5 – 15 plug	NEMA 5 – 15 plug
Water connection requirement	-	-	-
Energy Star	-	-	-
UMRP & MAP/Retail Pricing	\$3,399/\$3,499	\$3,399/\$3,499	\$3,599/\$3,699
Material number	10028650	10028620	11545800

PerfectCool Accessories

Product Overview

Stainless Steel Top Panels for KFN 9955

Material number: 10793570
UMRP/MAP Price: \$399
Retail Pricing: \$399


Stainless Steel Bottom Panels for KFN 9955

Material number: 10793580
UMRP/MAP Price: \$399
Retail Pricing: \$399



Clean Touch Steel Bottom Panels for KFN 9855

Material number: 09699700
UMRP/MAP Price: \$399
Retail Pricing: \$399



Clean Touch Steel Top Panel for KFN 9855

Material number: 09699670
UMRP/MAP Price: \$399
Retail Pricing: \$399

Clean Touch Steel Panel for KWT 6722

Material number: 11329620
UMRP/MAP Price: \$749
Retail Pricing: \$749

KSK 6300 Side-by-Side Kit

Material number: 09799630
UMRP/MAP Price: \$149
Retail Pricing: \$149

MasterCool Accessories

Single Door Panels



KFP 1805 Front Panel, 18" Freezer Clean Touch Steel™

Material number: 11499020
UMRP/MAP Price: \$749
Retail Pricing: \$749

For 18" Freezer columns (F)
No fingerprints thanks to Clean Touch Steel
Without logo



KFP 1845 Front Panel, 18" Freezer w/Dispenser Clean Touch Steel™

Material number: 11499570
UMRP/MAP Price: \$749
Retail Pricing: \$749

For 18" wide freezers with an ice dispenser
For 18" Freezer columns (F) with ice/water dispenser
No fingerprints thanks to Clean Touch Steel
Without logo



KFP 2405 Front Panel, 24" Fridge Clean Touch Steel™

Material number: 11499070
UMRP/MAP Price: \$799
Retail Pricing: \$799

For 24" Refrigerator columns (K)
No fingerprints thanks to Clean Touch Steel
Without logo



KFP 2445 Front Panel, 24" Freezer w/Dispenser Clean Touch Steel™

Material number: 11499620
UMRP/MAP Price: \$799
Retail Pricing: \$799

For 24" Freezer columns (F) with ice/water dispenser
No fingerprints thanks to Clean Touch Steel
Without logo



KFP 3005 Front Panel, 30" K/F Models Clean Touch Steel™

Material number: 11499080
UMRP/MAP Price: \$849
Retail Pricing: \$849

For 30" Refrigerator and Freezer columns (K and F)
No fingerprints thanks to Clean Touch Steel
Without logo



KFP 3605 Front Panel, 36" K/F Models Clean Touch Steel™

Material number: 11499100
UMRP/MAP Price: \$899
Retail Pricing: \$899

For 36" Refrigerator and Freezer columns (K and F)
No fingerprints thanks to Clean Touch Steel
Without logo



KFP 2455 Front Panel, 24" Wine Storage Clean Touch Steel™

Material number: 11499630
UMRP/MAP Price: \$999
Retail Pricing: \$999

For 24" Wine columns (KWT)
No fingerprints thanks to Clean Touch Steel
Without logo

MasterCool Accessories

Bottom Mount Panels



KFP 3015 Top Panel, 30" Bottom Mount (KF) Clean Touch Steel™

Material number: 11499120
UMRP/MAP Price: \$749
Retail Pricing: \$749

For the refrigerator section of 30" Bottom Mounts (KF)
No fingerprints thanks to Clean Touch Steel
Without logo



KFP 3025 Bottom Panel, 30" Bottom Mount (KF) Clean Touch Steel™

Material number: 11499130
UMRP/MAP Price: \$449
Retail Pricing: \$449

For the freezer section of 30" Bottom Mounts (KF)
No fingerprints thanks to Clean Touch Steel
Without logo



KFP 3615 Top Panel, 36" Bottom Mount (KF) Clean Touch Steel™

Material number: 11499140
UMRP/MAP Price: \$749
Retail Pricing: \$749

For the refrigerator section of 36" Bottom Mounts (KF)
No fingerprints thanks to Clean Touch Steel
Without logo



KFP 3625 Bottom Panel, 36" Bottom Mount (KF) Clean Touch Steel™

Material number: 11499150
UMRP/MAP Price: \$449
Retail Pricing: \$449

For the freezer section of 36" Bottom Mounts (KF)
No fingerprints thanks to Clean Touch Steel
Without logo



KFP 3635 Top Panel, 36" French Door (KF) Clean Touch Steel™

Material number: 11499420
UMRP/MAP Price: \$449
Retail Pricing: \$449

For the left and right refrigerator sections of 36" French Door Bottom Mounts (KF)
Two panels needed
No fingerprints thanks to Clean Touch Steel
Without logo

Product Overview



KSK 2002 Side-by-Side kit

Material number: 10984130
UMRP/MAP Price: \$599
Retail Pricing: \$599



IntensiveClear Water Filter KWF 1000

Material number: 11513640
UMRP/MAP Price: \$73
Retail Pricing: \$73

Filters particles and taste/odor-producing substances
For MasterCool 1xxx and 2xx1 appliances with IceMaker



IntensiveClear Water Filter 2.0 KWF 2000

Material number: 11480330
UMRP/MAP Price: \$73
Retail Pricing: \$73

Filters particles and taste/odor-producing substances
For MasterCool 2xx2 appliances with IceMaker

MasterCool Accessories

Product Overview



KTF 1042 42" Merging Top Frame, Stainless Steel

Material number: 10984920
UMRP/MAP Price: \$249
Retail Pricing: \$249



KTF 1048 48" Merging Top Frame, Stainless Steel

Material number: 07337440
UMRP/MAP Price: \$249
Retail Pricing: \$249



KTF 1054 54" Merging Top Frame, Stainless Steel

Material number: 07337430
UMRP/MAP Price: \$249
Retail Pricing: \$249



KTF 1060 60" Merging Top Frame, Stainless Steel

Material number: 07337420
UMRP/MAP Price: \$249
Retail Pricing: \$249



KTF 1066 66" Merging Top Frame, Stainless Steel

Material number: 07337400
UMRP/MAP Price: \$249
Retail Pricing: \$249



KTF 1072 72" Merging top Frame, Stainless Steel

Material number: 07337410
UMRP/MAP Price: \$249
Retail Pricing: \$249



18" SS Toekick

Material number: 10984060
UMRP/MAP Price: \$129
Retail Pricing: \$129



24" SS Toekick

Material number: 10984070
UMRP/MAP Price: \$129
Retail Pricing: \$129



30" SS Toekick

Material number: 10984090
UMRP/MAP Price: \$129
Retail Pricing: \$129



36" SS Toekick

Material number: 10984110
UMRP/MAP Price: \$129
Retail Pricing: \$129



Highlights of Miele Dishwashers

Product Features

AutoDos and AutoStart

With the AutoDos cleaning system, Miele has developed a true innovation. The integrated PowerDisk® automatically dispenses the correct amount of detergent in accordance with the selected program and degree of soiling. With AutoStart, you have the additional option of programming your dishwasher to automatically start at one or several pre-determined times. And no matter where you are – with the Miele@ mobile app using MobileControl, you can put your G 7000 dishwasher to work at any time.



EcoPower Technology

Through intelligent design, water consumption is reduced, meaning less energy is required to heat the water. This provides you with an energy-efficient dishwasher that delivers low water and energy consumption without any compromise to the cleaning performance.

QuickIntenseWash

Excellent cleaning and drying results for normally soiled dishes in 58 minutes.

3D MultiFlex Cutlery Tray

The slide-out cutlery tray has long set Miele apart from other dishwashers offering greatly improved space utilization compared with a standard basket. Miele's 3D MultiFlex cutlery tray - innovation from the inventor of the category - provides a new level of convenience that adapts instantly to accommodate larger utensils, as well as taller stemware in the upper basket.

BrilliantLight

4 powerful LED lights illuminate the dishwasher from the inside out.

AutoOpen Drying

The dishwasher door automatically opens at the end of the cycle, allowing air to escape and circulate. This can aid in perfectly drying even the most challenging surfaces like plastics.

G 5000 Dishwashers

Product Overview



Model number	G 5006 SCU	G 5051 SCVi ADA
Design		
Width	24"	24"
Pre-finished (Clean Touch Steel™ Panel)	●	–
Integrated (Front Controls and Panel Ready)	–	–
Fully Integrated (Custom Panel and Handle Ready)	–	●
Fully integrated (Clean Touch Steel™ Panel)	–	–
Control type		
DirectSelect	●	●
DirectSensor	–	–
M Touch	–	–
Features		
Handle type	Integrated handle	No handle
Door design	ComfortClose	ComfortClose
EcoPower Technology	●	●
Automatic load sensor	●	●
Water softener	–	–
AutoDos	–	–
BrilliantLight	–	–
Knock2open	–	–
Miele@Mobile/AutoStart	–/–	–/–
Quality of results		
AutoOpen™ drying/SensorDry	–/–	–/–
Brilliant GlassCare	–	–
Programs		
Normal/QuickIntenseWash	●/●	●/●
Pots & Pans	●	●
SaniWash	●	●
Rinse & Hold	●	●
China & Crystal	–	–
Economy/Extra Quiet	–/–	–/–
Grates & Filters	–	–
Clean Machine	–	–
Energy Saver	–	–
Tall Items	–	–
Glass - No Rinse Aid (Warm)	–	–
SensorWash	–	–
Options		
Express	●	●
Delay Start	●	●
FlexiTimer	–	–
Extra Economical	–	–
Intense Zone	–	–
Extra Clean/Extra Dry	●/●	●/●
Soak	–	–
Pre-Rinse	–	–
Basket design		
Cutlery tray	Original	Original
Basket design	Comfort	Comfort
No. of standard place settings	16	16
Safety		
Double Waterproof system	●	●
ADA compliant	–	●
Technical data		
Install niche dimensions (W x H x D)	23 5/8" x 33 3/4" – 36 1/4" x 22 1/2"	23 5/8" x 32 1/8" – 36 1/4" x 22 1/2"
Electrical requirements	110/120 V, 60 Hz, 15 Amps	110/120 V, 60 Hz, 15 Amps
Power Cord (convertible to hard wire)	NEMA 5 – 15 plug	NEMA 5 – 15 plug
Water connection requirement	Water pressure 4.5 – 145 psi; shut off valve with 3/4" NPT	Water pressure 4.5 – 145 psi; shut off valve with 3/4" NPT
Decibal rating	44 dBa	44 dBa
Energy Star - most efficient	●	●
UMRP&MAP/Retail Pricing		
Clean Touch Steel™	\$1,099/\$1,199	–
Custom panel ready	–	\$1,199/\$1,299
Material number		
Clean Touch Steel™	11636690	–
Custom panel ready	–	11636710

G 5000 Dishwashers

Product Overview



Model number	G 5056 SCVi	G 5056 SCVi SF	G 5056 SCVi SFP
Design			
Width	24"	24"	24"
Pre-finished (Clean Touch Steel™ Panel)	–	–	–
Integrated (Front Controls and Panel Ready)	●	–	–
Fully Integrated (Custom Panel and Handle Ready)	–	–	–
Fully integrated (Clean Touch Steel™ Panel)	–	●	●
Control type			
DirectSelect	●	●	●
DirectSensor	–	–	–
M Touch	–	–	–
Features			
Handle type	No handle	PureLine	Pocket handle
Door design	ComfortClose	ComfortClose	ComfortClose
EcoPower Technology	●	●	●
Automatic load sensor	●	●	●
Water softener	–	–	–
AutoDos	–	–	–
BrilliantLight	–	–	–
Knock2open	–	–	–
Miele@Mobile/AutoStart	–/–	–/–	–/–
Quality of results			
AutoOpen™ drying/SensorDry	–/–	–/–	–/–
Brilliant GlassCare	–	–	–
Programs			
Normal/QuickIntenseWash	●/●	●/●	●/●
Pots & Pans	●	●	●
SaniWash	●	●	●
Rinse & Hold	●	●	●
China & Crystal	–	–	–
Economy/Extra Quiet	–/–	–/–	–/–
Grates & Filters	–	–	–
Clean Machine	–	–	–
Energy Saver	–	–	–
Tall Items	–	–	–
Glass - No Rinse Aid (Warm)	–	–	–
SensorWash	–	–	–
Options			
Express	●	●	●
Delay Start	●	●	●
FlexiTimer	–	–	–
Extra Economical	–	–	–
Intense Zone	–	–	–
Extra Clean/Extra Dry	●/●	●/●	●/●
Soak	–	–	–
Pre-Rinse	–	–	–
Basket design			
Cutlery tray	Original	Original	Original
Basket design	Comfort	Comfort	Comfort
No. of standard place settings	16	16	16
Safety			
Double Waterproof system	●	●	●
ADA compliant	–	–	–
Technical data			
Install niche dimensions (W x H x D)	23 5/8" x 33 3/4" – 36 1/4" x 22 1/2"	23 5/8" x 33 3/4" – 36 1/4" x 22 1/2"	23 5/8" x 33 3/4" – 36 1/4" x 22 1/2"
Electrical requirements	110/120 V, 60 Hz, 15 Amps	110/120 V, 60 Hz, 15 Amps	110/120 V, 60 Hz, 15 Amps
Power Cord (convertible to hard wire)	NEMA 5 – 15 plug	NEMA 5 – 15 plug	NEMA 5 – 15 plug
Water connection requirement	Water pressure 4.5 – 145 psi; shut off valve with 3/4" NPT	Water pressure 4.5 – 145 psi; shut off valve with 3/4" NPT	Water pressure 4.5 – 145 psi; shut off valve with 3/4" NPT
Decibal rating	44 dBa	44 dBa	44 dBa
Energy Star most efficient	●	●	●
UMRP&MAP/Retail Pricing			
Clean Touch Steel™	–	\$1,299/\$1,399	\$1,299/\$1,399
Custom panel ready	\$1,199/\$1,299	–	–
Material number			
Clean Touch Steel™	–	11695330	11636730
Custom panel ready	11636720	–	–

G 5000 Dishwashers

Product Overview



Model number	G 5266 SCVi	G 5266 SCVi SF	G 5266 SCVi SFP
Design			
Width	24"	24"	24"
Pre-finished (Clean Touch Steel™ Panel)	–	–	–
Integrated (Front Controls and Panel Ready)	–	–	–
Fully Integrated (Custom Panel and Handle Ready)	●	●	–
Fully integrated (Clean Touch Steel™ Panel)	–	–	●
Control type			
DirectSelect	●	●	●
DirectSensor	–	–	–
M Touch	–	–	–
Features			
Handle type	No handle	PureLine	Pocket handle
Door design	ComfortClose	ComfortClose	ComfortClose
EcoPower Technology	●	●	●
Automatic load sensor	●	●	●
Water softener	●	●	●
AutoDos	–	–	–
BrilliantLight	–	–	–
Knock2open	–	–	–
Miele@Mobile/AutoStart	–	–	–
Quality of results			
AutoOpen™ drying/SensorDry	●/●	●/●	●/●
Brilliant GlassCare	●	●	●
Programs			
Normal/QuickIntenseWash	●/●	●/●	●/●
Pots & Pans	●	●	●
SaniWash	●	●	●
Rinse & Hold	●	●	●
China & Crystal	–	–	–
Economy/Extra Quiet	–/–	–/–	–/–
Grates & Filters	–	–	–
Clean Machine	–	–	–
Energy Saver	–	–	–
Tall Items	–	–	–
Glass - No Rinse Aid (Warm)	–	–	–
SensorWash	–	–	–
Options			
Express	●	●	●
Delay Start	●	●	●
FlexiTimer	–	–	–
Extra Economical	–	–	–
Intense Zone	–	–	–
Extra Clean/Extra Dry	●/●	●/●	●/●
Soak	–	–	–
Pre-Rinse	–	–	–
Basket design			
Cutlery tray	3D MultiFlex	3D MultiFlex	3D MultiFlex
Basket design	Comfort	Comfort	Comfort
No. of standard place settings	16	16	16
Safety			
Double Waterproof system	●	●	●
ADA compliant	–	–	–
Technical data			
Install niche dimensions (W x H x D)	23 5/8" x 33 3/4" – 36 1/4" x 22 1/2"	23 5/8" x 33 3/4" – 36 1/4" x 22 1/2"	23 5/8" x 33 3/4" – 36 1/4" x 22 1/2"
Electrical requirements	110/120 V, 60 Hz, 15 Amps	110/120 V, 60 Hz, 15 Amps	110/120 V, 60 Hz, 15 Amps
Power Cord (convertible to hard wire)	NEMA 5 – 15 plug	NEMA 5 – 15 plug	NEMA 5 – 15 plug
Water connection requirement	Water pressure 4.5 – 145 psi; shut off valve with 3/4" NPT	Water pressure 4.5 – 145 psi; shut off valve with 3/4" NPT	Water pressure 4.5 – 145 psi; shut off valve with 3/4" NPT
Decibel rating	42 dBa	42 dBa	42 dBa
Energy Star - most efficient	●	●	●
UMRP&MAP/Retail Pricing			
Clean Touch Steel™	–	\$1,499/\$1,599	\$1,499/\$1,599
Custom panel ready	\$1,399/\$1,499	–	–
Material number			
Clean Touch Steel™	–	11636750	11695340
Custom panel ready	11636740	–	–

Slimline Dishwashers

Product Overview



Model number	G 5482 SCVi	G 5892 SCVi
Design		
Width	18" Slimline	18" Slimline
Pre-finished (Clean Touch Steel™ Panel)	–	–
Integrated (Front Controls and Panel Ready)	–	–
Fully Integrated (Custom Panel and Handle Ready)	●	●
Fully integrated (Clean Touch Steel™ Panel)	–	–
Control type		
DirectSelect	●	●
DirectSensor	–	–
M Touch	–	–
Features		
Handle type	No handle	No handle
Door design	ComfortClose	ComfortClose
EcoPower Technology	●	●
Automatic load sensor	●	●
Water softener	–	●
AutoDos	–	–
BrilliantLight	–	●
Knock2open	–	–
Miele@Mobile/AutoStart	–/–	●/●
Quality of results		
AutoOpen™ drying/SensorDry	–/–	●/●
Brilliant GlassCare	–	●
Programs		
Normal/QuickIntenseWash	●/●	●/●
Pots & Pans	●	●
SaniWash	●	●
Rinse & Hold	●	●
China & Crystal	–	●
Economy/Extra Quiet	–/–	●/● (40 dBA)
Grates & Filters	–	●
Clean Machine	–	●
Energy Saver	–	●
Tall Items	–	–
Glass - No Rinse Aid (Warm)	–	–
SensorWash	–	●
Options		
Express	●	●
Delay Start	●	●
FlexiTimer	–	–
Extra Economical	–	–
Intense Zone	–	●
Extra Clean/Extra Dry	●/●	●/●
Soak	–	–
Pre-Rinse	–	–
Basket design		
Cutlery tray	Original	3D MultiFlex
Basket design	Comfort	MaxiComfort
No. of standard place settings	10	10
Safety		
Double Waterproof system	●	●
ADA compliant	●	●
Technical data		
Install niche dimensions (W x H x D)	17 11/16" x 32 1/8" – 34 3/4" x 22 1/2"	17 11/16" x 32 1/8" – 34 3/4" x 22 1/2"
Electrical requirements	110/120 V, 60 Hz, 15 Amps	110/120 V, 60 Hz, 15 Amps
Power Cord (convertible to hard wire)	NEMA 5 – 15 plug	NEMA 5 – 15 plug
Water connection requirement	Water pressure 4.5 – 145 psi; shut off valve with 3/4" NPT	Water pressure 4.5 – 145 psi; shut off valve with 3/4" NPT
Decibal rating	44 dBA	42 dBA
Energy Star - most efficient	●	●
UMRP&MAP/Retail Pricing		
Clean Touch Steel™	–	–
Custom panel ready	\$1,199/\$1,299	\$1,699/\$1,799
Material number		
Clean Touch Steel™	–	–
Custom panel ready	11636760	11636790

G 7000 Dishwashers

Product Overview



Model number	G 7106 SCU	G 7156 SCVi	G 7156 SCVi SF
Design			
Width	24"	24"	24"
Pre-finished (Clean Touch Steel™ Panel)	●	–	–
Integrated (Front Controls and Panel Ready)	–	–	–
Fully Integrated (Custom Panel and Handle Ready)	–	●	–
Fully integrated (Clean Touch Steel™ Panel)	–	–	●
Control Type			
DirectSelect	●	●	●
DirectSensor	–	–	–
M Touch	–	–	–
Features			
Handle type	No handle	No handle	ContourLine
Door design	ComfortClose	ComfortClose	ComfortClose
EcoPower Technology	●	●	●
Automatic load sensor	●	●	●
Water softener	●	●	●
AutoDos	–	–	–
BrilliantLight	–	–	–
Knock2open	–	–	–
Miele@Mobile/AutoStart	–/–	–/–	–/–
Quality of results			
AutoOpen™ drying/SensorDry	●/●	●/●	●/●
Brilliant GlassCare	●	●	●
Programs			
Normal/QuickIntenseWash	●/●	●/●	●/●
Pots & Pans	●	●	●
SaniWash	●	●	●
Rinse & Hold	●	●	●
China & Crystal	●	●	●
Economy/Extra Quiet	–/–	–/–	–/–
Grates & Filters	–	–	–
Clean Machine	–	–	–
Energy Saver	–	–	–
Tall Items	–	–	–
Glass - No Rinse Aid (Warm)	–	–	–
SensorWash	–	–	–
Options			
Express	●	●	●
Delay Start	●	●	●
FlexiTimer	–	–	–
Extra Economical	–	–	–
Intense Zone	–	–	–
Extra Dry	–	–	–
Soak	–	–	–
Pre-Rinse	–	–	–
Basket design			
Cutlery tray	3D MultiFlex	3D MultiFlex	3D MultiFlex
Basket design	ExtraComfort	ExtraComfort	ExtraComfort
No. of standard place settings	16	16	16
Safety			
Double Waterproof system	●	●	●
ADA compliant	–	–	–
Technical data			
Install niche dimensions (W x H x D)	23 5/8" x 33 3/4" – 36 1/4" x 22 1/2"	23 5/8" x 33 3/4" – 36 1/4" x 22 1/2"	23 5/8" x 33 3/4" – 36 1/4" x 22 1/2"
Electrical requirements	110/120 V, 60 Hz, 15 Amps	110/120 V, 60 Hz, 15 Amps	110/120 V, 60 Hz, 15 Amps
Power Cord (convertible to hard wire)	NEMA 5 – 15 plug	NEMA 5 – 15 plug	NEMA 5 – 15 plug
Water connection requirement	Water pressure 4.5 – 145 psi; shut off valve with 3/8" NPT	Water pressure 4.5 – 145 psi; shut off valve with 3/8" NPT	Water pressure 4.5 – 145 psi; shut off valve with 3/8" NPT
Decibel rating	45 dBa	45 dBa	45 dBa
Energy Star most efficient	●	●	●
UMRP&MAP/Retail Pricing			
Clean Touch Steel™	\$1,499/\$1,599	–	\$1,599/\$1,699
Custom panel ready	–	\$1,499/\$1,599	–
Material number			
Clean Touch Steel™	11387580	–	11387980
Custom panel ready	–	11387590	–

G 7000 Dishwashers

Product Overview



Model number	G 7316 SCU	G 7366 SCVi	G 7366 SCVi SF
Design			
Width	24"	24"	24"
Pre-finished (Clean Touch Steel™ Panel)	●	–	–
Integrated (Front Controls and Panel Ready)	–	–	–
Fully Integrated (Custom Panel and Handle Ready)	–	●	–
Fully integrated (Clean Touch Steel™ Panel)	–	–	●
Control Type			
DirectSelect	–	–	–
DirectSensor	●	●	●
M Touch	–	–	–
Features			
Handle type	No handle	No handle	ContourLine
Door design	ComfortClose	ComfortClose	ComfortClose
EcoPower Technology	●	●	●
Automatic load sensor	●	●	●
Water softener	●	●	●
AutoDos	●	●	●
BrilliantLight	–	–	–
Knock2open	–	–	–
Miele@Mobile/AutoStart	●/●	●/●	●/●
Quality of results			
AutoOpen™ drying/SensorDry	●/●	●/●	●/●
Brilliant GlassCare	●	●	●
Programs			
Normal/QuickIntenseWash	●/●	●/●	●/●
Pots & Pans	●	●	●
SaniWash	●	●	●
Rinse & Hold	●	●	●
China & Crystal	●	●	●
Economy/Extra Quiet	–/● (39 dBa)	–/● (39 dBa)	–/● (39 dBa)
Grates & Filters	●	●	●
Clean Machine	●	●	●
Energy Saver	–	–	–
Tall Items	–	–	–
Glass - No Rinse Aid (Warm)	–	–	–
SensorWash	–	–	–
Options			
Express	●	●	●
Delay Start	–	–	–
FlexiTimer	●	●	●
Extra Economical	●	●	●
Intense Zone	–	–	–
Extra Dry	–	–	–
Soak	–	–	–
Pre-Rinse	–	–	–
Basket design			
Cutlery tray	3D MultiFlex	3D MultiFlexy	3D MultiFlex
Basket design	ExtraComfort	ExtraComfort	ExtraComfort
No. of standard place settings	16	16	16
Safety			
Double Waterproof system	●	●	●
ADA compliant	–	–	–
Technical data			
Install niche dimensions (W x H x D)	23 5/8" x 33 3/4" – 36 1/4" x 22 1/2"	23 5/8" x 33 3/4" – 36 1/4" x 22 1/2"	23 5/8" x 33 3/4" – 36 1/4" x 22 1/2"
Electrical requirements	110/120 V, 60 Hz, 15 Amps	110/120 V, 60 Hz, 15 Amps	110/120 V, 60 Hz, 15 Amps
Power Cord (convertible to hard wire)	NEMA 5 – 15 plug	NEMA 5 – 15 plug	NEMA 5 – 15 plug
Water connection requirement	Water pressure 4.5 – 145 psi; shut off valve with 3/8" NPT	Water pressure 4.5 – 145 psi; shut off valve with 3/8" NPT	Water pressure 4.5 – 145 psi; shut off valve with 3/8" NPT
Decibel rating	44 dBa	44 dBa	44 dBa
Energy Star most efficient	●	●	●
UMRP&MAP/Retail Pricing			
Clean Touch Steel™	\$1,899/\$1,999	–	\$1,999/\$2,099
Custom panel ready	–	\$1,899/\$1,999	–
Material number			
Clean Touch Steel™	11388020	–	11388110
Custom panel ready	–	11388030	–

G 7000 Dishwashers

Product Overview



Model number	G 7516 SCi	G 7566 SCVi	G 7566 SCVi SF
Design			
Width	24"	24"	24"
Pre-finished (Clean Touch Steel™ Panel)	–	–	–
Integrated (Front Controls and Panel Ready)	●	–	–
Fully Integrated (Custom Panel and Handle Ready)	–	●	–
Fully integrated (Clean Touch Steel™ Panel)	–	–	●
Control Type			
DirectSelect	–	–	–
DirectSensor	●	●	●
M Touch	–	–	–
Features			
Handle type	No handle	No handle	ContourLine
Door design	ComfortClose	ComfortClose	ComfortClose
EcoPower Technology	●	●	●
Automatic load sensor	●	●	●
Water softener	●	●	●
AutoDos	●	●	●
BrilliantLight	●	●	●
Knock2open	–	–	–
Miele@Mobile/AutoStart	●/●	●/●	●/●
Quality of results			
AutoOpen™ drying/SensorDry	●/●	●/●	●/●
Brilliant GlassCare	●	●	●
Programs			
Normal/QuickIntenseWash	●/●	●/●	●/●
Pots & Pans	●	●	●
SaniWash	●	●	●
Rinse & Hold	●	●	●
China & Crystal	●	●	●
Economy/Extra Quiet	●/● (38 dBa)	●/● (38 dBa)	●/● (38 dBa)
Grates & Filters	●	●	●
Clean Machine	●	●	●
Energy Saver	●	●	●
Tall Items	–	–	–
Glass - No Rinse Aid (Warm)	–	–	–
SensorWash	●	●	●
Options			
Express	●	●	●
Delay Start	–	–	–
FlexTimer	●	●	●
Extra Economical	●	●	●
Intense Zone	●	●	●
Extra Dry	●	●	●
Soak	–	–	–
Pre-Rinse	–	–	–
Basket design			
Cutlery tray	3D MultiFlex	3D MultiFlex	3D MultiFlex
Basket design	MaxiComfort	MaxiComfort	MaxiComfort
No. of standard place settings	16	16	16
Safety			
Double Waterproof system	●	●	●
ADA compliant	–	–	–
Technical data			
Install niche dimensions (W x H x D)	23 5/8" x 33 3/4" – 36 1/4" x 22 1/2"	23 5/8" x 33 3/4" – 36 1/4" x 22 1/2"	23 5/8" x 33 3/4" – 36 1/4" x 22 1/2"
Electrical requirements	110/120 V, 60 Hz, 15 Amps	110/120 V, 60 Hz, 15 Amps	110/120 V, 60 Hz, 15 Amps
Power Cord (convertible to hard wire)	NEMA 5 – 15 plug	NEMA 5 – 15 plug	NEMA 5 – 15 plug
Water connection requirement	Water pressure 4.5 – 145 psi; shut off valve with 3/8" NPT	Water pressure 4.5 – 145 psi; shut off valve with 3/8" NPT	Water pressure 4.5 – 145 psi; shut off valve with 3/8" NPT
Decibal rating	42 dBa	42 dBa	42 dBa
Energy Star most efficient	●	●	●
UMRP&MAP/Retail Pricing			
Clean Touch Steel™	–	–	\$2,299/\$2,399
Custom panel ready	\$2,099/\$2,199	\$2,199/\$2,299	–
Material number			
Clean Touch Steel™	–	–	11388250
Custom panel ready	11388120	11388140	–

G 7000 Dishwashers

Product Overview



Model number	G 7596 SCVi K2O	G 7591 SCVi K2O
Design		
Width	24"	24"
Pre-finished (Clean Touch Steel™ Panel)	–	–
Integrated (Front Controls and Panel Ready)	–	–
Fully Integrated (Custom Panel and Handle Ready)	● (no handle)	● (no handle)
Fully integrated (Clean Touch Steel™ Panel)	–	–
Control Type		
DirectSelect	–	–
DirectSensor	●	●
M Touch	–	–
Features		
Handle type	No handle	No handle
Door design	ComfortClose	ComfortClose
EcoPower Technology	●	●
Automatic load sensor	●	●
Water softener	●	●
AutoDos	●	●
BrilliantLight	●	●
Knock2open	●	●
Miele@Mobile/AutoStart	●/●	●/●
Quality of results		
AutoOpen™ drying/SensorDry	●/●	●/●
Brilliant GlassCare	●	●
Programs		
Normal/QuickIntenseWash	●/●	●/●
Pots & Pans	●	●
SaniWash	●	●
Rinse & Hold	●	●
China & Crystal	●	●
Economy/Extra Quiet	●/● (38 dBa)	●/● (38 dBa)
Grates & Filters	●	●
Clean Machine	●	●
Energy Saver	●	●
Tall Items	–	–
Glass - No Rinse Aid (Warm)	–	–
SensorWash	●	●
Options		
Express	●	●
Delay Start	–	–
FlexiTimer	●	●
Extra Economical	●	●
Intense Zone	●	●
Extra Dry	●	●
Soak	–	–
Pre-Rinse	–	–
Basket design		
Cutlerytray	3D MultiFlex	3D MultiFlex
Basket design	MaxiComfort	MaxiComfort
No. of standard place settings	16	16
Safety		
Double Waterproof system	●	●
ADA compliant	–	●
Technical data		
Install niche dimensions (W x H x D)	23 5/8" x 33 3/4" – 36 1/4" x 22 1/2"	23 5/8" x 32 1/8" – 34 3/4" x 22 1/2"
Electrical requirements	110/120 V, 60 Hz, 15 Amps	110/120 V, 60 Hz, 15 Amps
Power Cord (convertible to hard wire)	NEMA 5 – 15 plug	NEMA 5 – 15 plug
Water connection requirement	Water pressure 4.5 – 145 psi; shut off valve with 3/8" NPT	Water pressure 4.5 – 145 psi; shut off valve with 3/8" NPT
Decibal rating	42 dBa	42 dBa
Energy Star most efficient	●	●
UMRP&MAP/Retail Pricing		
Clean Touch Steel™	–	–
Custom panel ready	\$2,499/\$2,599	\$2,499/\$2,599
Material number		
Clean Touch Steel™	–	–
Custom panel ready	11388280	11388260

G 7000 Dishwashers

Product Overview



Model number	G 7916 SCi	G 7966 SCVi K2O
Design		
Width	24"	24"
Pre-finished (Clean Touch Steel™ Panel)	–	–
Integrated (Front Controls and Panel Ready)	●	–
Fully Integrated (Custom Panel and Handle Ready)	–	● (no handle)
Fully integrated (Clean Touch Steel™ Panel)	–	–
Control Type		
DirectSelect	–	–
DirectSensor	–	–
M Touch	●	●
Features		
Handle type	No handle	No handle
Door design	ComfortClose	ComfortClose
EcoPower Technology	●	●
Automatic load sensor	●	●
Water softener	●	●
AutoDos	●	●
BrilliantLight	●	●
Knock2open	–	●
Miele@Mobile/AutoStart	●/●	●/●
Quality of results		
AutoOpen™ drying/SensorDry	●/●	●/●
Brilliant GlassCare	●	●
Programs		
Normal/QuickIntenseWash	●/●	●/●
Pots & Pans	●	●
SaniWash	●	●
Rinse & Hold	●	●
China & Crystal	●	●
Economy/Extra Quiet	●/● (38 dBa)	●/● (38 dBa)
Grates & Filters	●	●
Clean Machine	●	●
Energy Saver	●	●
Tall Items	●	●
Glass - No Rinse Aid (Warm)	●	●
SensorWash	●	●
Options		
Express	●	●
Delay Start	–	–
FlexiTimer	●	●
Extra Economical	●	●
Intense Zone	●	●
Extra Dry	●	●
Soak	●	●
Pre-Rinse	●	●
Basket design		
Cutlery tray	3D MultiFlex	3D MultiFlex
Basket design	MaxiComfort	MaxiComfort
No. of standard place settings	16	16
Safety		
Double Waterproof system	●	●
ADA compliant	–	–
Technical data		
Install niche dimensions (W x H x D)	23 5/8" x 33 3/4" – 36 1/4" x 22 1/2"	23 5/8" x 33 3/4" – 36 1/4" x 22 1/2"
Electrical requirements	110/120 V, 60 Hz, 15 Amps	110/120 V, 60 Hz, 15 Amps
Power Cord (convertible to hard wire)	NEMA 5 – 15 plug	NEMA 5 – 15 plug
Water connection requirement	Water pressure 4.5 – 145 psi; shut off valve with 3/8" NPT	Water pressure 4.5 – 145 psi; shut off valve with 3/8" NPT
Decibal rating	42 dBa	42 dBa
Energy Star most efficient	●	●
UMRP&MAP/Retail Pricing		
Clean Touch Steel™	–	–
Custom panel ready	\$2,999/\$3,099	\$2,999/\$3,099
Material number		
Clean Touch Steel™	–	–
Custom panel ready	11388290	11388300

Professional Dishwashers / ProfiLine Series

Product Overview



Model Number	PG 8130i - 120 V	PG 8130i - 208-240 V	PG 8133 SCVi - 120 V
Design			
Baskets	MaxiComfort	MaxiComfort	MaxiComfort
Cutlery	Cutlery basket	Cutlery basket	3D+ Cutlery tray
Pre-finished (Black or White)	–	–	–
Pre-finished (Clean Touch Steel™ Panel)	–	–	–
Integrated - (Clean Touch Steel™ Fascia Only)	●	●	–
Fully integrated - (Custom Panel and Handle Ready))	–	–	●
Fully integrated - (Clean Touch Steel™ Panel)	–	–	–
ADA Compliant	●	●	–
NSF/ANSI 3 certified	–	–	–
Complimentary 5 year warranty	–	–	–
Riedel Recommends	●	●	●
Features			
AutoClose/ComfortClose	–/●	–/●	●/●
BrilliantLight	–	–	●
Delay start	●	●	●
AutoOpen drying	●	●	●
SensorDry/CleanAir™ drying	●/●	●/●	●/●
Flash Drying	●	●	●
Condenser Drying	●	●	●
Water softener	●	●	●
Perfect GlassCare	●	●	●
Double WaterProof System	●	●	●
Programs			
Normal	–	–	–
Normal Plus	–	–	–
Pots & Pans	●	●	●
China & Crystal	●	●	●
Rapid – 6 minutes	–	–	–
Short – 15 minutes	–	–	–
ProSpeed – 24 min cycle	–	●	–
ProSpeed – 58 min cycle	●	–	●
Universal	●	●	●
Sanitize	●	●	●
Glasses (Beer glass) – No Rinse Aid	–	–	–
Plastics	●	●	●
Utensils	–	–	–
Economy	●	●	●
Intensive	–	–	–
Technical data			
Decibal ratings	38	38	38
Electrical Requirements	1.5 kW/120 V/15 A	3.5 – 4.2 kW/208 – 240 V/30 A	1.5 kW/120 V/15 A
Electrical Connection	NEMA 5 – 15 P	NEMA 14 – 30 P	NEMA 5 – 15 P
Material number			
	10638650	10638640	10638630
UMRP&MAP/Retail Pricing			
	\$3,299/\$3,399	\$3,299/\$3,399	\$4,299/\$4,399

Professional Dishwashers / ProfiLine & Freshwater Series

Product Overview



Model Number	PG 8133 SCVi - 208-240 V	PG 8056 - 208 V	PG 8056 - 240 V
Design			
Baskets	MaxiComfort	O 891 Upper basket with 1 x E 810 U 890 Lower basket with 2 x E 816 and 2 x E 165	O 891 Upper basket with 1 x E 810 U 890 Lower basket with 2 x E 816 and 2 x E 165
Cutlery	3D+ Cutlery tray	–	–
Pre-finished (Black or White)	–	–	–
Pre-finished (Clean Touch Steel™)	–	●	●
Integrated – I (Clean Touch Steel™)	–	–	–
Fully Integrated – Vi (Custom Panel)	●	–	–
Fully Integrated – SC SF (Clean Touch Steel™)	–	–	–
ADA Compliant	–	●	●
NSF/ANSI 3 certified	–	–	–
Complimentary 5 year warranty	–	–	–
Riedel Recommends	●	●	●
Toe kick	–	Black toe kick included. Stainless steel toe kick (67211605D) shipped automatically.	Black toe kick included. Stainless steel toe kick (67211605D) shipped automatically.
Features			
AutoClose/ComfortClose	●/●	–/–	–/–
BrilliantLight	●	–	–
Delay start	●	●	●
AutoOpen drying	●	–	–
SensorDry/CleanAir™ drying	●/●	–	–
Flash Drying	●	●	●
Condenser Drying	●	–	–
Water softener	●	●	●
Perfect GlassCare	●	●	●
Double WaterProof System	●	●	●
Programs			
Normal	–	●	●
Normal Plus	–	●	●
Pots & Pans	●	–	–
China & Crystal	●	●	●
Rapid – 6 minutes	–	●	●
Short – 15 minutes	–	–	–
ProSpeed – 25 min cycle	●	–	–
ProSpeed – 45 min cycle	–	–	–
Universal	●	–	–
Sanitize	●	●	●
Glasses (Beer glass) – No Rinse Aid	–	●	●
Plastics	●	●	●
Utensils	–	●	●
Economy	●	●	●
Intensive	–	●	●
Technical data			
Decibal ratings	38	47	47
Electrical Requirements	3.5 – 4.2 kW/208 – 240 V/30 A	5.8 kW/208 V/30 A	5.8 kW/240 V/30 A
Electrical Connection	NEMA 14 – 30 P	NEMA L6 – 30	NEMA L6 – 30
Conversion Accessory	–	–	–
Material number	10638660	9862620	9862610
UMRP&MAP/Retail Pricing	\$4,299/\$4,399	\$5,499/\$5,599	\$5,499/\$5,599

Professional Dishwashers / Freshwater Series

Product Overview

Industrial Use Only



Model Number	PG 8061 – 3 phase 208 V	PG 8061 – 3 phase 240 V
Design	Industrial Use Only	Industrial Use Only
Baskets	O 891 Upper basket with 1 x E 810 U 890 Lower basket with 2 x E 816 and 2 x E 165	O 891 Upper basket with 1 x E 810 U 890 Lower basket with 2 x E 816 and 2 x E 165
Cutlery	–	–
Pre-finished (Black or White)	–	–
Pre-finished (Clean Touch Steel™)	●	●
Integrated – I (Clean Touch Steel™)	–	–
Fully Integrated – Vi (Custom Panel)	–	–
Fully Integrated – SC SF (Clean Touch Steel™)	–	–
ADA Compliant	●	●
NSF/ANSI 3 certified	●	●
Complimentary 5 year warranty	–	–
Riedel Recommends	●	●
Toe kick	Black toe kick included. Stainless steel toe kick (67211605D) shipped automatically.	Black toe kick included. Stainless steel toe kick (67211605D) shipped automatically.
Features		
AutoClose/ComfortClose	●/●	●/●
BrilliantLight	–	–
Delay start	●	●
AutoOpen drying	●	●
SensorDry/CleanAir™ drying	–	–
Flash Drying	●	●
Condenser Drying	●	●
Water softener	●	●
Perfect GlassCare	●	●
Double WaterProof System	●	●
Programs		
Normal	–	–
Normal Plus	–	–
Pots & Pans	–	–
China & Crystal	–	–
Rapid – 6 minutes	–	–
Short – 15 minutes	●	●
ProSpeed – 25 min cycle	–	–
ProSpeed – 45 min cycle	–	–
Universal	●	●
Sanitize	–	–
Glasses – No Rinse Aid	–	–
Plastics	–	–
Utensils	–	–
Economy	–	–
Intensive	●	●
Technical data		
Decibal ratings	45	45
Electrical Requirements	5.8 kw/3 AC 208 V/20 A	5.8 KW/ 3 AC 240 V/20 A
Electrical Connection	NEMA L15 – 20 (NEMA L6 – 30)	NEMA L15 – 20 (NEMA L6 – 30)
Conversion Accessory	Possible to convert from 3 AC to 2 AC with conversion option	Possible to convert from 3 AC to 2 AC with conversion option
Material number	9799780	9801160
UMRP&MAP/Retail Pricing	\$5,999/\$6,099	\$5,999/\$6,099

Dishwasher Accessories

Product Overview



Full size cutlery basket

Material number: 09614020
UMRP/MAP Price: \$39.99
Retail Pricing: \$39.99

- For Miele Generation 5000/6000 dishwashers
- Cutlery basket can be positioned conveniently in the lower basket



Mini cutlery basket GBU

Material number: 05563020
UMRP/MAP Price: \$19.18
Retail Pricing: \$19.18

- Bulky items can be placed optimally
- Guaranteed best dishwashing results

Filler Strips (pair) GPL 77-1 SS

Material number: 06415910
UMRP/MAP: \$57.00
Retail Pricing: \$57.00

G 5000 and G 7000 Dishwasher Panels

Product Overview

Clean Touch Steel™ front panel for SlimLine fully integrated Dishwashers



Front panels for fully integrated dishwashers

Material number: 711526970 (SlimLine)
Description: GFVi 453/72 6" toekick / no handle
UMRP/MAP Price: \$249
Retail Pricing: \$249.

Material number: 711573740 (SlimLine)
Description: GFVi 453/77 4" toekick / No Handle
UMRP/MAP Price: \$249.
Retail Pricing: \$249.

Clean Touch Steel™ front panel for G 5000 & G 7000 integrated dishwashers



Front panels for integrated dishwashers

Material number: 10986720 (Full Size)
Description: GFV 60/60 -7 6" toekick
UMRP/MAP Price: \$249
Retail Pricing: \$249

Material number: 10986730 (Full Size)
Description: GFV 60/65 -7 4" toekick
UMRP/MAP Price: \$249
Retail Pricing: \$249

Clean Touch Steel™ front panel for G 5000 & G 7000 fully integrated Dishwashers



Front panels for fully integrated dishwashers

Material number: 10986740 (Full Size)
Description: GFVi 701/72 6" toekick / no handle
UMRP/MAP Price: \$299
Retail Pricing: \$299

Material number: 10986750 (Full Size)
Description: GFVi 701/77 4" toekick / no handle
UMRP/MAP Price: \$299
Retail Pricing: \$299

Material number: 11558080 (Full Size)
Description: GFVi 706/77 4" toekick / PureLine Handle
UMRP/MAP Price: \$349
Retail Pricing: \$349

Material number: 11558090 (Full Size)
Description: GFVi 707/72 6" toekick / ContourLine Handle
UMRP/MAP Price: \$349
Retail Pricing: \$349

Material number: 11558100 (Full Size)
Description: GFVi 707/77 4" toekick / ContourLine Handle
UMRP/MAP Price: \$349
Retail Pricing: \$349

Material number: 11558110 (Full Size)
Description: GFVi 708/77 4" toekick / Range Panel
UMRP/MAP Price: \$349
Retail Pricing: \$349

Material number: 11750840 (Full Size)
Description: GFVi 709/77 4" toekick / Pocket Handle
UMRP/MAP Price: \$349
Retail Pricing: \$349

Professional Dishwasher Accessories for PG 8056 and PG 8061


Standard Accessory Overview



O 891 Upper Basket

Material number: 9548970
 UMRP/MAP Price: \$169.00
 Retail Pricing: \$169.00

- With E 810
- Plastic-coated wire basket
- 2 hinged cup racks for 20 cups
- 2-stage height adjustment by 2"
- Integrates spray arm, rear docking
- Max. vertical clearance 7 $\frac{7}{8}$ "
- 7 $\frac{1}{2}$ " H x 20 $\frac{1}{2}$ " W x 19 $\frac{1}{4}$ " D



U 890 Lower Basket

Material number: 9549130
 UMRP/MAP Price: \$109.00
 Retail Pricing: \$109.00

- Plastic-coated wire basket
- 4" H x 21" W x 20 $\frac{3}{4}$ " D
- For plastic baskets, 19 $\frac{3}{4}$ " x 19 $\frac{3}{4}$ " x 19 $\frac{3}{4}$ "



E 816 Plate Insert

Material number: 9549190
 UMRP/MAP Price: \$39.00
 Retail Pricing: \$39.00

- Plastic-coated wire basket
- For use in U 890 lower basket
- 2 positions possible

Load arrangement without cutlery holder

- For 19 plates, 13"

Load arrangement with cutlery holder

- For 16 plates, 13"



E 810 Plate Insert

Material number: 9549010
 UMRP/MAP Price: \$39.00
 Retail Pricing: \$39.00

- Plastic-coated wire basket
- For use in O 891 upper basket
- 33 saucers or 17 dessert plates



E 165 Cutlery Holder

Material number: 3808830
 UMRP/MAP: \$13.00
 Retail Pricing: \$13.00

- Plastic holder
- For use in E 816 and E 216
- 3 compartments, each 2 $\frac{3}{4}$ " x 2 $\frac{1}{2}$ "
- 4 $\frac{3}{8}$ " H x 2 $\frac{7}{8}$ " W x 8 $\frac{5}{8}$ " D

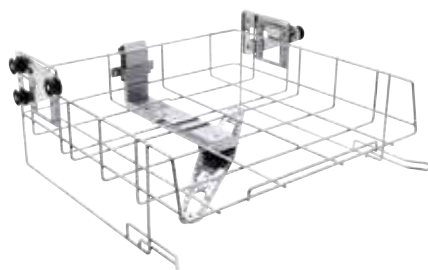
Optional Accessories for PG 8056 and PG 8061



O 892 Upper Basker

Material number: 9548990
 UMRP/MAP Price: \$199.00
 Retail Pricing: \$199.00

- With E 812 and 2 glass rails
- Plastic-coated wire basket
- Integrated spray arm, rear docking
- Max. vertical clearance 7 $\frac{7}{8}$ "
- 7 $\frac{1}{2}$ " H x 20 $\frac{1}{2}$ " W x 19 $\frac{1}{4}$ " D



O 898 Upper Basket Carrier

Material number: 10114490
 UMRP/MAP Price: \$449.00
 Retail Pricing: \$449.00

- Stainless steel
- Integrated spray arm, rear docking
- For various inserts
- 2-stage height adjustment by 2 $\frac{3}{8}$ "
- Max. vertical clearance 9 $\frac{1}{2}$ "
- 8 $\frac{1}{2}$ " H x 20 $\frac{3}{4}$ " W x 19 $\frac{7}{16}$ " D
- For use in PG 8061



O 899 Upper Basket Carrier

Material number: 9549040
 UMRP/MAP: \$249.00
 Retail Pricing: \$249.00

- Plastic-coated wire basket
- Integrated spray arm, rear docking
- 2-stage height adjustment by 2"
- Max. vertical clearance 7 $\frac{7}{8}$ "
- 7 $\frac{1}{2}$ " H x 20 $\frac{1}{2}$ " W x 19 $\frac{1}{4}$ " D


Professional Dishwasher Accessories

Optional Accessories for PG 8056 and PG 8061




E 809 Lower Basket Top Insert

Material number: 5018650
 UMRP/MAP Price: \$79.00
 Retail Pricing: \$79.00
 • Plastic-coated wire basket
 • Fits on top of U 881 lower basket
 • For 23 cups, 3½" D



E 167 Cutlery Holder

Material number: 9508730
 UMRP/MAP Price: \$39.00
 Retail Pricing: \$39.00
 • Plastic holder
 • For use in U 506 plate basket
 • 7 compartments
 • 4¼" H x 17⅝" W x 2" D



E 437 Cutlery Insert

Material number: 4326640
 UMRP/MAP Price: \$359.00
 Retail Pricing: \$359.00
 • Stainless steel container with carrying handle
 • For use in O 898 top carriage and U 876 bottom carriage
 • 18 compartments, 5⁹/₁₀" x 4²/₅"
 • 2 compartments, 5⁹/₁₀" x 5⁹/₁₀"
 • 16 compartments, 4²/₅" x 4²/₅"
 • 2⅞" H x 8⅞" W x 17¼" D



U 881 Lower Basket

Material number: 4906620
 UMRP/MAP Price: \$199.00
 Retail Pricing: \$199.00
 • Plastic-coated wire basket
 • Fixed insert for 54 saucers
 • For combination with E 809 top insert for 23 cups, 3⁹/₁₆"
 • 4" H x 20⅞" W x 3⁹/₁₆" D



E 888 Plate Insert

Material number: 5018690
 UMRP/MAP Price: \$59.00
 Retail Pricing: \$59.00
 • Plastic-coated wire basket
 • For use in U 890 lower basket
 • 18 plate 11⁹/₁₀" or 9 plates 13¾"
 • 7" H x 18⅞" W x 18⅞" D



E 884 Insert

Material number: 5018680
 UMRP/MAP Price: \$59.00
 Retail Pricing: \$59.00
 • Plastic-coated wire basket
 • For use in U 890 lower basket
 • 10 large plate trays or platters
 • Trays max: 9¾" x 12¾"
 • Rests spaced 1⅞" apart
 • Rest height 7"
 • 7" H x 18⅞" W x 18⅞" D



O 885 Upper Basket Carrier

Material number: 09548960
 UMRP/MAP Price: \$299.00
 Retail Pricing: \$299.00
 • Stainless steel
 • For 19¾" x 19¾" baskets
 • Max. vertical clearance 5¹/₈"
 • 4¾" H x 20⅞" W x 20⅞" D



U 876 Lower Basket Carrier

Material number: 09549160
 UMRP/MAP Price: \$299.00
 Retail Pricing: \$299.00
 • Stainless steel
 • For 19¾" x 19¾" baskets and various inserts
 • Max. vertical clearance 9¹/₁₆"
 • 2" H x 21⅞" W x 19¾" D



Sample Load Arrangement

PG 8056 with Stand 1-80 AE conversion kit with O 885 and U 890 and U 502 and U 508 basket

Professional Dishwasher Accessories

Optional Accessories for PG 8056 and PG 8061



U 502 Plastic Basket

Material number: 09508610
 UMRP/MAP Price: \$139.00
 Retail Pricing: \$139.00

- Plastic basket
- 6 or 9 rows
- Rests spaced $2\frac{8}{10}$ " or $1\frac{8}{10}$ " apart
- $4\frac{1}{8}$ " H x $19\frac{3}{4}$ " W x $19\frac{3}{4}$ " D



U 503 Plastic Basket

Material number: 9508660
 UMRP/MAP: \$139.00
 Retail Pricing: \$139.00

- Plastic basket
- Also suitable for sundae dishes
- Fine-mesh base
- $4\frac{1}{8}$ " H x $19\frac{3}{4}$ " W x $19\frac{3}{4}$ " D



U 504 Cutlery Basket

Material number: 9508670
 UMRP/MAP: \$179.00
 Retail Pricing: \$179.00

- Plastic-coated wire basket
- Plastic cutlery holder
- 9 compartments
- Compartment size $5\frac{3}{4}$ " H x $19\frac{3}{4}$ " W x $19\frac{3}{4}$ " D



U 508 Cup Basket

Material number: 9508650
 UMRP/MAP Price: \$149.00
 Retail Pricing: \$149.00

- Plastic basket
- 4 rows
- For cups, $3\frac{9}{10}$ "
- $4\frac{1}{8}$ " H x $19\frac{3}{4}$ " W x $19\frac{3}{4}$ " D



U 313/2 Basket for Trays

Material number: 9688930
 UMRP/MAP Price: \$219.00
 Retail Pricing: \$219.00

- Plastic basket with pre-fitted skids
- Insert for 10 trays fitted, $20\frac{1}{2}$ " x $11\frac{2}{5}$ "
- Rests spaced 1"
- Rests height $6\frac{1}{8}$ "
- $7\frac{1}{8}$ " H x $20\frac{1}{8}$ " W x $19\frac{3}{8}$ " D



U 520 Glassware Basket

Material number: 9581370
 UMRP/MAP Price: \$99.00
 Retail Pricing: \$99.00

- Plastic basket
- 6 x 6 compartments
- Compartment size $2\frac{1}{2}$ " x $2\frac{1}{2}$ "
- $4\frac{1}{8}$ " H x $19\frac{3}{4}$ " W x $19\frac{3}{4}$ " D



U 634 S Glassware Basket Set

Material number: 10322510
 UMRP/MAP Price: \$229.00
 Retail Pricing: \$229.00

- Plastic basket with extender set and sloping base
- 4 x 4 compartments
- Compartment size $4\frac{1}{2}$ " x $4\frac{1}{2}$ "
- Shallow top frame
- $4\frac{1}{16}$ " - $6\frac{13}{16}$ " - $9\frac{1}{4}$ " H x $19\frac{3}{4}$ " W x $19\frac{3}{4}$ " D



U 644 S Glassware Basket Set

Material number: 10322500
 UMRP/MAP Price: \$229.00
 Retail Pricing: \$229.00

- Plastic basket with extender set and sloping base
- 4 x 4 compartments
- Compartment size $4\frac{1}{2}$ " x $4\frac{1}{2}$ "
- Deep top frame
- $4\frac{1}{16}$ " - $8\frac{1}{8}$ " - $10\frac{1}{2}$ " H x $19\frac{3}{4}$ " W x $19\frac{3}{4}$ " D



U 645 S Glassware Basket Set

Material number: 10322520
 UMRP/MAP Price: \$229.00
 Retail Pricing: \$229.00

- Plastic basket with extender set and sloping base
- 4 x 5 compartments
- Compartment size $4\frac{1}{2}$ " x $3\frac{1}{2}$ "
- Deep top frame
- $4\frac{1}{16}$ " - $8\frac{1}{8}$ " - $10\frac{1}{2}$ " H x $19\frac{3}{4}$ " W x $19\frac{3}{4}$ " D

Professional Dishwasher Accessories

Optional Accessories for PG 8056 and PG 8061

Basket	No of compartments	Compartment size	Height dimensions	Material #	Retail Price
U 544	4 x 4	4 ½ x 4 ½"	4 ⅛ – 8 ⅛ – 10 ½"	6984190	\$179.99
U 545	5 x 5	3 ⅝ x 3 ⅝"	4 ⅛ – 8 ⅛ – 10 ½"	6984170	\$179.99
U 546	6 x 6	2 ⅞ x 2 ⅞"	4 ⅛ – 8 ⅛ – 10 ½"	6984130	\$179.99
U 547	7 x 7	2 ½ x 2 ½"	4 ⅛ – 8 ⅛ – 10 ½"	6984210	\$179.99



ABL 50 Spacer Trim

Material number: 9378030
 UMRP/MAP Price: \$54.00
 Retail Pricing: \$54.00

- Option for built-in version of PG 8056 and PG 8061
- Allows height adjustment to 28" chamber size
- Height 2"
- Stainless steel



ABL 110 Spacer Trim

Material number: 10271160
 UMRP/MAP Price: \$109.00
 Retail Pricing: \$109.00

- For PG 8056 and PG 8061
- Trim to adjust height to casing height of 30 7/10"
- Height 4 3/10"
- Stainless steel



Stand 2 Toekick Conversion Kit

Material number: 9456060
 UMRP/MAP Price: \$64.00
 Retail Pricing: \$64.00

- Option for built-in version of PG 8056 and PG 8061
- Toekick enclosure with 2 brackets
- 5 5/8" H x 23 3/8" W x 5 5/8" D
- Stainless steel



Picture shown with the ABL 50 space trim.



Conversion Kit Stand 1-80

Material number: 9688950
 UMRP/MAP Price: \$189.00
 Retail Pricing: \$189.00

- For PG 8056 and PG 8061
- Includes toekick enclosure with 2 brackets, lid and rear panel to convert built-under unit into freestanding unit
- Stainless steel



Picture shown with the Stand 2 Toekick.

Professional Dishwasher Accessories & Detergents

Optional Accessories for PG 8130i, PG 8133 SCVi, PG 8056 and PG 8061



ProCare Shine 12 GC

Material number: 11712580
 UMRP/MAP Price: \$39.95
 Retail Pricing: \$39.85

- Detergent tablets wrapped in water-soluble foil
- Universal cleaning agent with good cleaning performance for light to medium soiling
- Only to be used in Professional Dishwashers



ProCare Shine 40

Material number: 10923710 (1 liter bottle)
 UMRP/MAP Price: \$19.95
 Retail Pricing: \$19.95

- Liquid rinse aid
- Universal applications
- Only to be used in Professional Dishwashers



ProCare Universal Salt 61

Material number: 09195780
 UMRP/MAP: \$49.00
 Retail Pricing: \$49.00

- Reactivation salt for integrated water softners

Optional Accessories for 8056 and PG 8061



DOS G 80 Flex

Material number: 10730850
 UMRP/MAP Price: \$419.00
 Retail Pricing: \$419.00

- Dispenser module for liquid detergent
- For dispensing max 60 ml per minute, adjustable via machine controls
- Suction lance for 5 and 10 L canisters, total height 13%
- 'Container empty' indicator



ProCare Shine 10 MA

Material number: 10923610
 UMRP/MAP Price: \$39.95
 Retail Pricing: \$39.95

- Requires DOS G80 Flex dispenser
- Mildly alkaline liquid detergent
- Universal cleaning agent with good cleaning performance for light to medium soiling
- Very simple handling
- Only to be used in Professional Dishwashers



DTD 1 Drip Tray

Material number: 10695460
 UMRP/MAP: \$39.00
 Retail Pricing: \$39.00

- Space for 2 canisters
- Secure place for 5 and 10 L canister sizes from the ProCare series
- Optimum emptying of the canisters due to storage at an angle
- Suitable for use in an adjacent unit
- 29⁹/₁₆" H x 16¹⁵/₁₆" W x 10⁷/₁₆" D



UO 30-60/80 base

Material number: 9688890 (UO 30-60/80)
 UMRP/MAP Price: \$599.00
 Retail Pricing: \$599.00

Material number: 9688900 (UO 52-60/80)
 UMRP/MAP Price: \$749.00
 Retail Pricing: \$749.00

- Base in two different heights 12 1/2" UO 30-60/80 or 21 1/4" UO 52-60/80.



UG 30-60/80 base

Material number: 9688910 (UG 30-60/80)
 UMRP/MAP Price: \$599.00
 Retail Pricing: \$599.00

Material number: 9688920 (UG 52-60/80)
 UMRP/MAP Price: \$749.00
 Retail Pricing: \$749.00

- Base in two different heights 12 1/2" UG 30-60/80 or 21 1/4" UG 52-60/80.



UG 70-60/80

Material number: 10031420
 UMRP/MAP: \$1,799.00
 Retail Pricing: \$1,799.00

- For combination with frontloading fresh water dishwashers
- Box base, bolted to machine, lockable door
- Stainless steel
- 27⁹/₁₆" H x 23³/₁₆" W x 19¹¹/₁₆" D





Always use the appropriate
amount before changing
different type of liquid
detergent.

Which Convenience Features Would you Like?

Overview of the Product Highlights* of Miele Washing Machines

TwinDos¹⁾

The best liquid detergent system at the touch of a button.

Automatic dispensing with TwinDos is not only practical, but also guarantees perfect cleanliness: with UltraPhase 1 and 2 your appliance offers the best liquid detergent dispensing system. TwinDos dispenses UltraPhase 1 and 2 at the optimum time during the program and so achieves the very best wash results. TwinDos also dispenses with such precision that you can save up to 30 % on detergent when compared to manual dispensing.

NEW M Touch Controls*

Sleek and intuitive

Choose your settings with the touch of a fingertip. Your machines can be operated quickly and easily by tapping or swiping on the display panel.



IntenseWash

IntenseWash offers highest level of cleaning performance - with the QuickIntenseWash program in less than one hour. Small loads, too, are washed economically. This is possible thanks to the Spin&Spray technology which works with a very low water level and saves heating energy.

QuickIntenseWash²⁾

Excellent cleanliness in just 49 minutes – barely believable. With QuickIntenseWash, Miele realizes a high-level cleaning performance in a surprisingly short time.

SingleWash

Efficient solution for individual garments: A favorite blouse washed faster, more economically and gently than ever before.

CapDosing³⁾

Dispense special detergent, fabric conditioner and additives simply by using portioned capsules.

Honeycomb drum

Gentle care: the honeycomb drum has a special sculptured surface finish which allows the fabrics to glide on a thin film of water.

* Depends on model

¹⁾ Patent: EP 2 784 205

²⁾ Tested and confirmed by wfk research institute in Germany

³⁾ Patent: EP 2 365 120

Washing Machines

Product Overview



Model/Sales designation	WXD 160 WCS WiFiConn@ct	WXF 660 WCS TDos&WiFiConn@ct	WXI 860 WCS TDos&IntenseWash WiFi
Load in lbs/Capacity in cu ft	17.6 lb/2.26 cu ft	17.6 lb/2.26 cu ft	17.6 lb/2.26 cu ft
Max. spin speed in RPM	1,600	1,600	1,600
Construction type			
Can be slotted-under/stacked	●/●	●/●	●/●
Door hinge	left	left	left
Design			
Rotary selector color	Lotus White	Lotus white cap/chrome ring	Lotus white cap/chrome ring
Fascia panel angle	5° incline	5°incline	5°incline
Door design	Silver with white ring	Silver with white ring	Chrome with white ring
Control panel	DirectSensor yellow, 7 segment	ComfortSensor white, 1 line	ComfortSensor white, 1 line
Cleaning performance			
TwinDos	–	●	●
IntenseWash	–	–	●
CapDosing	●	●	●
Gentle laundry care			
Honeycomb drum	●	●	●
User convenience			
SoftSteam	–	●	●
Delay start up to 24 h/Countdown indicator	●/●	●/●	●/●
Drum lighting	–	LED	LED
Multilingual/AutoClean detergent drawer	–/–	●/●	●/●
Efficiency and sustainability			
Energy Star	●	●	●
Annual water consumption in l/Annual energy consumption in kWh*	2294/116	2294/116	2294/116
Hot water connection	●	●	●
EcoFeedback function/ProfiEco Motor	–/●	●/●	●/●
Automatic load recognition/Flow meter/Foam control	●/●/●	●/●/●	●/●/●
Main wash programs			
Normal/Wrinkle-free/Delicates	●/●/●	●/●/●	●/●/●
QuickIntenseWash/Express	–/●	–/●	–/●
Dress Shirts/Silks/Handwash	●/–/●	●/●/●	●/●/●
Darks,Denims/Extra White/Sanitize	●/●/●	●/●/●	●/●/●
Outdoor/Proofing	●/●	●/●	●/●
Baby clothes/Downs/Towels/Pillows	–/–/–/–	–/–/–/–	●/●/●/●
Main wash options			
SingleWash	–	–	–
AllergyWash	●	●	●
Soak/Pre-Wash	●/–	●/●	●/●
Appliance networking			
Miele@home/WiFiConn@ct	●/●	●/●	●/●
MobileControl	●	●	●
Quality			
Suds container	Stainless Steel	stainless steel	stainless steel
Enamelled front/Counterweights made of cast iron	●/●	●/●	●/●
Safety			
Watercontrol-System	●	●	●
Safety lock/PIN code	●/●	●/●	●/●
Technical data			
Appliance dimensions in mm (W x H x D)	596 x 850 x 643	596 x 850 x 643	596 x 850 x 643
Appliance dimensions in inch (W x H x D)	23 1/4" x 33 1/2" x 23 5/8"	23 1/4" x 33 1/2" x 23 5/8"	23 1/2" x 33 1/2" x 23 5/8"
Included accessories			
3 Caps/UltraPhase 1+2	–/–	●/–	●/●
Optional accessories			
Stacking kit	WTV502/512, WTS510	WTV502/512, WTS510	WTV502/512, WTS510
Matching dryer options			
Dryer model	TWB 120 WP	TWF 160 WP	TWF 160 WP
Material Number			
White	11614070	11614130	11614140
UMRP&MAP/Retail pricing	\$1,199/\$1,399	\$1,399/\$1,599	\$1,699/\$1,899

* based on how many wash per week...

Washing Machines

Product Overview



Model/Sales designation	WXR 860 WCS TDos&IntenseWash WiFi
Load in lbs/Capacity in cu ft	17.6 lb/2.26 cu ft
Max. spin speed in RPM	1,600
Construction type	
Can be slotted-under/stacked	●/●
Door hinge	left
Design	
Rotary selector color	–
Fascia panel angle	5°incline
Door design	Chrome with white ring
Control panel	M Touch
Cleaning performance	
TwinDos	●
IntenseWash	●
CapDosing	●
Gentle laundry care	
Honeycomb drum	●
User convenience	
SoftSteam	●
Delay start up to 24 h/Countdown indicator	●/●
Drum lighting	LED
Multilingual/AutoClean detergent drawer	●/●
Efficiency and sustainability	
Energy Star	●
Annual water consumption in l/Annual energy consumption in kWh*	2294/116
Hot water connection	●
EcoFeedback function/ProfiEco Motor	●/●
Automatic load recognition/Flow meter/Foam control	●/●/●
Main wash programs	
Normal/Wrinkle-free/Delicates	●/●/●
QuickIntenseWash/Express	●/●
Dress Shirts/Silks/Handwash	●/●/●
Darks, Denims/Extra White/Sanitize	●/●/●
Outdoor/Proofing	●/●
Baby clothes/Downs/Towels/Pillows	●/●/●/●
Main wash options	
SingleWash	●
AllergyWash	●
Soak/Pre-Wash	●/●
Appliance networking	
Miele@home/WiFiConn@ct	●/●
MobileControl	●
Quality	
Suds container	stainless steel
Enamelled front/Counterweights made of cast iron	●/●
Safety	
Watercontrol-System	●
Safety lock/PIN code	●/●
Technical data	
Appliance dimensions in mm (W x H x D)	596 x 850 x 643
Appliance dimensions in inch (W x H x D)	23 1/2" x 33 1/2" x 23 5/8"
Included accessories	
3 Caps/UltraPhase 1+2	●/●
Optional accessories	
Stacking kit	WTV502/512, WTS510
Matching dryer options	
Dryer model	TWI 180 WP
Material Number	
White	11613700
UMRP&MAP/Retail pricing	\$1,999/\$2,199



Which Convenience Features Would you Like?

Overview of the Product Highlights* of Miele Tumble Dryers

Heat-pump technology

Above all, heat-pump tumble dryers are known for high energy efficiency. Laundry dries particularly economically. The low temperatures of the heat-pump technology are very gentle on valuable fibers of your textiles. This allows you to conveniently dry even delicate items.



FragranceDos¹⁾

Freshness for all the senses: with Miele you not only have particularly soft, but also beautifully fragrant laundry.

NEW FragranceDos²⁾

Select machines come with two separate FragranceDos dispensers. Easily choose between your two favorite laundry scents.

Energy Star Most Efficient

T1 tumble dryers have been designated as the Most Efficient ENERGY STAR certified products in 2021.



SteamFinish

A quick alternative to ironing: steam and heat smooth your textiles before they leave the tumble dryer.



Perfect Dry

Always perfectly dried: Perfect Dry takes the mineral content of your water into account and modifies the drying process accordingly.



Honeycomb drum²⁾

Fewer creases, easier ironing: the honeycomb structure allows laundry to be dried gently and evenly.



* Depends on model

¹⁾ Patent pending: EP 2 431 516

²⁾ Patent: EP 1 293 594

Heat-Pump Dryer

Product Overview



Model/Sales designation	TXD 160 WP Eco&WiFiConn@ct	TXI 680 WP Eco&Steam WiFiConn@ct	TXR 860 WP Eco&Steam WiFiConn@ct
Load in lbs/Capacity in cu ft	17.6 lbs/4.026 cu ft	17.6 lbs/4.026 cu ft	17.6 lbs/4.026 cu ft
Construction type			
Heat-pump dryer	●	●	●
Can be slotted-under/stacked	●/●	●/●	●/●
Door hinge/convertible	right/●	right/●	right/●
Design			
Rotary selector color	Lotus White	Lotus white cap/chrome ring	–
Fascia panel angle	5° incline	5° incline	5° incline
Door design	White	Chrome with white ring	Chrome with white ring
Control panel	DirectSensor yellow, 7 segment	ComfortSensor white, 1 line	M Touch
Drying results			
PerfectDry/FragranceDos	●/●	●/●	●/●
SteamFinish	–	●	●
Intelligent drum reversal	●	●	●
Gentle laundry care			
Honeycomb drum	●	●	●
User convenience			
Integrated condensed water drainage	●	●	●
Delay start up to 24 h/Countdown indicator	●/●	●/●	●/●
Drum lighting/MultiLingua	LED/–	LED/●	LED/●
Efficiency and sustainability			
Energy Star	●	●	●
Annual energy consumption in kWh	130 kWh	130 kWh	130 kWh
EcoFeedback function/ProfiEco Motor	–/●	●/●	●/●
Maintenance-free heat exchanger	●	●	●
Main drying programs			
Normal/Wrinkle-free/Delicates	●/●/●	●/●/●	●/●/●
Dress Shirts/Woolens,Silks	●/●	●/●	●/●
SoftSteam	–	●	●
Express	●	●	●
Bed Linens	●	●	●
Outdoor/Proofing/Pillows	●/●/–	●/●/–	●/●/●
Main drying options			
Freshen-up	–	●	●
Anti-Crease/Gentle/Buzzer	●/●/●	●/●/●	●/●/●
Appliance networking			
Miele@home/WiFiConn@ct	●/●	●/●	●/●
MobileControl	●	●	●
Quality			
Soft ribs/Enamelled front	●/●	●/●	●/●
Safety			
PIN code	●	●	●
"Empty out container" indicator/"Clean filter" indicator	●/●	●/●	●/●
Electricity			
120 V	●	●	●
Plug rating (in amps) 15	●	●	●
Technical data			
Appliance dimensions in mm (W x H x D)	596 x 850 x 643	596 x 850 x 643	596 x 850 x 643
Appliance dimensions in inch (W x H x D)	23 1/2" x 33 1/2" x 25 5/16"	23 1/2" x 33 1/2" x 25 5/16"	23 1/2" x 33 1/2" x 25 5/16"
Included accessories			
Fragrance capsules	–	●	●
Optional accessories			
Stacking kit	WTV502/512, WTS510	WTV502/512, WTS510	WTV502/512, WTS510
Material Number			
White	11619650	11619850	11620030
UMRP&MAP/Retail pricing	\$1,199/\$1,399	\$1,499/\$1,699	\$1,999/\$2,199



Professional Laundry Machines

Overview of the Product Highlights of the new Little Giants Laundry Machines



The new Little Giants - minimum space, maximum power

Well over a million Little Giants have been working hard over decades in households, hotels, yachts and a wide range of small businesses. Miele's newest generation Little Giants feature our latest innovations and technology, offering an unmatched combination of cleaning performance, economical operation, user convenience and flexibility.



Handle the load

Now, more than ever, laundry is mission critical. For small businesses, it's the uniforms that represent the brand, the towels and linens that comfort the customers and the tablecloths and napkins that set the tables. Every day fabrics and textiles need efficient and superior hygienic cleaning – reputations depend on it. The all new Miele Little Giants washers and dryers provide superior disinfection and fabric care in a high-efficiency, compact system.



Washing Machine PWM 908

Product Overview



● = standard, ○ = optional

Model/Sales designation	PWM 908	PWM 908
Washer-extractors		
Frontloader, door opening [Ø inch]	11.8"	11.8"
Performance data		
Load in lbs/Capacity in cu ft	18 lbs/2.57 cu ft	18 lbs/2.57 cu ft
Honeycomb drum™, Drum volume [gal]	19	19
Max. spin speed [max. rpm]	1,500	1,500
G factor	704	704
Residual moisture [%]	47	47
Drum lighting	●	●
Controls/Programs		
Delay start, max. 24 h	●	●
Thermal and chemo-thermal disinfection programs	●	●
Special programs for certain laundry types	●	●
Water connections		
1 x cold water, ½" with ¾" threaded union	●	●
1 x hot water, ½" with ¾" threaded union	●	●
Drain pump	●	●
Electrical connection		
2 AC 208 – 240 V 60 Hz	●	●
Heating [kW]	3.8 – 5.0	3.8 – 5.0
Total rated load [kW]	4.0 – 5.2	4.0 – 5.2
Fuse rating [A]	2-pole 30A	2-pole 30A
Plug	NEMA L6-30	NEMA L6-30
Dispenser systems		
3-compartment front dispenser	●	●
Connection options		
Dispenser adapter for max. 6 liquid products	●	●
Dimensions/Weight		
External dimensions H/W/D [in]	33.5"/23.8"/28.25"	33.5"/23.8"/28.25"
Weight [lbs]	265	265
Installation as washer-dryer stack possible	●	●
Material Number		
Lotus White	11204460	-
Stainless Steel front	-	11204470
UMRP&MAP/Retail Pricing	\$4,699/\$4,899	\$4,999/\$5,199

Heat-Pump Dryer PDR 908

Product Overview



● = standard, O = optional, – = not available

Model/Sales designation	PDR 908 HP	PDR 908 HP
Tumble dryers		
Load in lbs/Capacity in cu ft	18 lbs/4.6 cu ft	18 lbs/4.6 cu ft
Honeycomb drum™, Drum volume [gal]	34	34
Drying system	Heat pump	Heat pump
Vent connection	Ventless	Ventless
Large door opening (14.6")	●	●
Glass door	●	●
Large-surface filter	●	●
Drum lighting	●	●
Controls, Programs		
Delay start, max. 24 h	●	●
Efficiency and sustainability		
Energy Star	●	●
Electrical connection		
2 AC 208-240 V, 60 Hz	●	●
Heating [kW]	1.2	1.2
Total rated load [kW]	1.2	1.2
Fuse rating [A]	2-pole 30A	2-pole 30A
Plug	NEMA Twist Lock L6-30	NEMA Twist Lock L6-30
Dimensions/Weight		
External dimensions H/W/D [in]	33.5" x 23.8" x 30.6"	33.5" x 23.8" x 30.6"
Weight [lbs]	128 lbs	128 lbs
Installation as washer-dryer stack possible	●	●
Material Number		
Lotus White	11204480	-
Stainless Steel front	-	11204490
UMRP&MAP/Retail Pricing	\$3,699/\$3,899	\$3,999/\$4,199

Which Convenience Features Would you Like?

Overview of Miele FashionMaster Steam Ironing System Product Highlights*

Honeycomb soleplate¹⁾

The patented honeycomb drum already ensures uniquely gentle treatment of laundry in Miele washing machines and tumble dryers. The same principle is also applied to the FashionMaster, making a noticeable difference compared to other systems. The unique honeycomb soleplate achieves best ironing results combined with perfect laundry care. Unlike conventional hand irons, the steam is distributed quickly and evenly along the channels between the hexagons across the entire soleplate. This creates a film of steam which allows the hand iron to glide effortlessly, but at the same time effectively, over your laundry.



Active ironing board

Best ironing results: suction and inflation functions ensure excellent steam application and hold the textiles in place.

Steam

More than just a puff of hot air: 4 bar steam pressure and a consistent steam output of 100 g/minute ensure professional ironing results.

1-2 Lift system

Two easy steps to set up, requiring little or no effort at all! Ready for use in next to no time thanks to the patented²⁾ 1-2-Lift-System.

Continuously variable height adjustment

Simply ergonomic: a built-in gas pressure stay brings the ironing table to the perfect working height. (83 to 102 cm).

Steamer

Easy to handle: garments on hangers such as dresses and jackets as well as curtains are gently smoothed and brought back into shape.

* Depends on model

¹⁾ Patent: EP 2 233 632

²⁾ Patent: EP 2 169 108

B 3000

Product Overview



Design	B 3312	B 3847
Appliance color	Lotus white	Lotus white
Iron color	Black/Grey	Black/Lotus white
Ironing board color	Grey	Black
Display	Single line	Single line
Perfect ironing results		
Chrome-plated aluminium honeycomb soleplate	●	●
Steam pressure in bar	3,5	4,0
Vertical steam	●	●
Steam pulse/Continuous steam	●/●	●/●
Steamer	–	●
Active ironing table (inflation and suction function)	●	●
2-stage fan/Non-stick soleplate	–/●	●/●
Time-saving ironing		
Water container volume in gallons	0.33	0.33
Removable water container	●	●
Ironing multi-layered items	●	●
User convenience		
All-in-one/1-2 Lift system	●/●	●/●
Infinitely variable height adjustment with gas pressure stay, in inches	33 – 40	33 – 40
Selection of water hardness/Automatic fan switch-on/switch-off	●/●	●/●
Fan memory function/Prompted descaling/Automatic rinsing	●/●/●	●/●/●
Storage compartment for iron/Storage compartment for power cord	●/●	●/●
Safety		
CoolDown function/AutoOff function	●/●	●/●
Technical data		
Entire machine		
Weight in lbs/Gross weight (incl. packaging) in lbs	64/73	66/75
Dimensions (folded) in inches (W x H x D)	19 x 50 x 15	19 x 50 x 15
Dimensions (set up) in inches (W x H x D)	19 x 38 x 58	19 x 38 x 58
Dimensions (packaging) in inches (W x H x D)	54 x 18 x 20	54 x 18 x 20
Connection cable (length in inches)	98	98
Hand iron	●	●
Steamer		
Brush attachment	–	●
Rated loads		
Rated voltage (V)	120	120
Fuse rating (A)/Rated load (kW)/Nominal rating (W)	15/1,7/1700	15/1,7/1700
Accessories supplied		
Non-stick soleplate/Steamer/Basic ironing table cover	●/–/●	●/●/–
Premium ironing table cover (particularly heat resistant)	–	●
Steam hose holder/Mains connection cable holder	●/●	●/●
Test strips to test water hardness/Descaling tablets	●/●	●/●
Optional accessories		
Steamer/Premium ironing table cover/Basic ironing table cover	●/●/●	●/●/●
UMRP & MAP/Retail Pricing	\$1,999/\$2,199	\$2,499/\$2,699
Material number	10526750	10526780



Which Convenience Features Would you Like?

Overview of Miele Rotary Ironer Product Highlights*

Miele rotary ironers – the champions against creases and wrinkles

Do you think that rotary ironers are old fashioned and inconvenient? If this is the case, then you have never worked with a rotary ironer from Miele. The benefits will soon convince you otherwise. Ironing has never been so quick or convenient! Compared to conventional ironing methods, you can save considerable effort and reduce ironing time by up to 50 %. This allows you to gain time for the nicer things in life!



Attractively versatile

Flexible to meet all requirements: any type and size of laundry can be smoothed quickly and easily.

Steam function

Glides particularly smoothly: twin-tank technology for fast and even steam distribution and excellent ironing results.

High contact pressure

More pressure, better removal of creases: you would have to constantly press down on the ironing table with a force of about 7 kg to create a comparable pressure with a hand iron.

Temperature selection to suit textiles

Gentle treatment of fibres: simply select the temperature in accordance with the care label of the textile. This ensures that your textiles stay looking good for longer.

Ironing in a seated position

Ergonomic and strain reducing: the strain on your back is reduced, and operation using foot switches leaves both hands free.

* Depends on model

Rotary ironer

Product overview



Model number	B 990
Design	
Appliance color	Lotus white
Perfect ironing results	
Temperature selection to suit textiles	●
High contact pressure (N/cm ²)	0.35
Laundry feed board for easy laundry feed	●
Convenient infeed board with ample storage space	●
Airing bar for crease-free cooling	●
Time-saving ironing	
Roller length in inches	32 ³ / ₄ "
Variable roller speed	●
Moisture-absorbing roller padding	●
User convenience	
Effortless ironing while seated possible	●
Free, unsupported roller end	●
Clear controls	●
Wide foot control bar	●
Convenient folding mechanism	●
Easily maneuverable thanks to four castors	●
Safety	
Automatic finger guard	●
Emergency release	●
Good stability	●
Technical data	
Dimensions in inches (W x H x D)	39 ³ / ₈ " x 37" x 16 ³ / ₈ "
Dimensions when folded away in inches (W x H x D)	19 ⁹ / ₁₆ " x 41 ¹ / ₂ " x 15"
Total connected load in kW	2.9
Fuse rating	13 A
Weight	83.8 lbs
Roller speed	2 – 4.5 m/min
Material number	
White	7222730
UMRP&MAP/Retail Pricing	\$2,049/\$2,249

Rotary ironer (commercial-grade)

Product overview



Model	HM 16 - 80 D
Performance data	
Roller diameter	6"
Roller width	32.5"
at 20% residual moisture (according to DIN 11902) (yards/h)	14
Controls/Programs	
Clear, concise and simple controls	●
5-stage speed control (ft/min)	6.5 – 15
Individually adjustable roller speed (rpm)	4 – 9
Freely selectable temperatures for a wide variety of textiles	●
Features	
Convenient footswitch control	●
Temperature limiter	●
Return feed	●
Roller bearings on both sides	–
Padding: Polyester needle felt with ARAMID needle felt cloth	●
Aluminum trough	●
Finger guard	●
Manual heater plate release in event of power failure	●
Heater indicator lamp	●
Chrome-plated airing bar for crease-free laundry cooldown and airing	●
Rapid heat-up and uniform heat distribution thanks to aluminum trough	●
Ample space for ironed laundry	●
Electrical connection	
Mains connection	2 AC 208 – 240V, 50 – 60Hz
Heating (kW)	3.1 – 3.7
Total rated load (kW)	3.2 – 3.8
Fuse rating (A)	2 pole 20A
Plug	NEMA 6 – 20
Steam-heated	●
Boiler (kW)	0.85
Water tank volume (oz)	27
Steam availability at start-up (min)	4
Steam delivery time (min)	40
Type	
Space-saving installation against a wall possible	●
Fold-away design	●
Designed and tested for commercial use/longevity	●
Casing	white enamel
External dimensions H/W/D	38"/39"/15"
Weight (lbs.)	86
Material number	
White	10238590
UMRP&MAP/Retail Pricing	\$3,059/\$3,449

Accessories for Laundry-Care Appliances



Washer and dryer stack

If there is not sufficient space available to install two appliances next to one another, most Miele washing machines and tumble dryers can be conveniently combined as a washer-dryer stack. In this arrangement, the washing machine is always installed under the tumble dryer.

Miele offers various stacking kits for a stable connection between the two appliances. Some, e.g. the WTV 512 model, feature a practical drawer. This drawer is ideal for storing accessories for example or for conveniently resting the laundry basket on whilst loading and unloading the tumble dryer.



Pedestal with drawer

For ergonomic purposes, washing machines and tumble dryers can be installed on pedestals specifically designed for them – e.g. WTS 510. A pedestal height of 11.8 - 13.8 in. allows you to load and unload your textiles without having to stoop. For a secure installation the appliances are fixed onto the pedestal. The integrated drawer with Push/Pull opening mechanism offers additional storage space for detergents, fragrance pods, and more. Thanks to an anti-slip mat these items cannot slide around when opening or closing the drawer.

Laundry Accessories

Product Overview



WTV502 W1/T1 Stacking Kit

Material Number: 09256140
UMRP/MAP Price: \$99
Retail Pricing: \$99



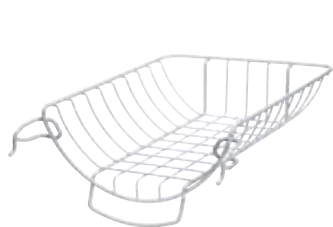
WTV512 W1/T1 Stacking Kit with Drawer

Material Number: 09351790
UMRP/MAP Price: \$249
Retail Pricing: \$299



WTS510 W1/T1 Laundry Stand

Material Number: 9322300
UMRP/MAP Price: \$499
Retail Pricing: \$549



TRK 555 Dryer Basket

Material Number: 9614800
UMRP/MAP: \$69
Retail Pricing: \$79



Adaptor NEMA 14-30

Material Number: 10983750
UMRP/MAP: \$49
Retail Pricing: \$59

Accessories for Professional Laundry-Care Appliances



Washer and dryer stack

If there is not sufficient space available to install two appliances next to one another, most Miele washing machines and tumble dryers can be conveniently combined as a washer-dryer stack. In this arrangement, the washing machine is always installed under the tumble dryer.

For secure installation between the two appliances, Miele offers the APCL 001 stacking kit in stainless steel for the Little Giant washer and dryer. The stainless steel color blends seamlessly with the stainless steel fascia panel and the tops of the appliances.



Pedestal

For ergonomic purposes, the Little Giants can be installed and fixed onto pedestals making them easier to load and unload. Miele offers three different open bases in Octoblue color that come in 6", 12" and 19" tall. In addition, there are two closed base options in stainless steel color at 12" and 19" tall.


Professional Laundry Accessories

Product Overview



**APCL 001 PWM 908 and PDR 908
Stacking Kit**

Material Number: 11167420
UMRP/MAP Price: \$260
Retail Pricing: \$260



**APCL 002 PWM 908 and PDR 908
Octoblue Base, Open, 6" tall**

Material Number: 11318740
UMRP/MAP Price: \$425
Retail Pricing: \$425



**APCL 003 PWM 908 and PDR 908
Octoblue Base, Open, 12" tall**

Material Number: 11318780
UMRP/MAP Price: \$451
Retail Pricing: \$451



**APCL 007 PWM 908 and PDR 908
Octoblue Base, Open, 19" tall**

Material Number: 11318820
UMRP/MAP: \$625
Retail Pricing: \$625



**APCL 005 PWM 908 and PDR 908
Stainless Steel Base, Closed, 12" tall**

Material Number: 11318800
UMRP/MAP: \$625
Retail Pricing: \$625



**APCL 011 PWM 908 and PDR 908
Stainless Steel Base, Closed, 19" tall**

Material Number: 11318830
UMRP/MAP: \$783
Retail Pricing: \$783

Miele Care Collection

Product Overview - Cleaning and Cooking



Oven Cleaner - 500ml spray bottle

Material Number: 10162910
UMRP/MAP: \$12.99
Retail Pricing: \$12.99



Ceramic and Stainless Steel Cleaner - 250ml bottle

Material Number: 10173130
UMRP/MAP: \$12.99
Retail Pricing: \$12.99



Descaling tablets 6 units

Material Number: 11201170
UMRP/MAP Price: \$19.99
Retail Pricing: \$19.99



Cleaning tablets 10 tabs

Material Number: 11201250
UMRP/MAP Price: \$19.99
Retail Pricing: \$19.99



Cleaning agent for milk pipework 100 packets

Material Number: 10182210
UMRP/MAP Price: \$39.99
Retail Pricing: \$39.99



Silicon grease for percolator unit

Material Number: 05132001
UMRP/MAP Price: \$11.99
Retail Pricing: \$11.99



DGClean

Material Number: 10172760
UMRP/MAP Price: \$14.99
Retail Pricing: \$14.99

Miele Care Collection

Product Overview - Dishwasher



CC2 Dishwasher Tablets - 60 Tabs

Material Number: 11295860
UMRP/MAP Price: \$29.99
Retail Pricing: \$29.99

PowerDisk for G7000 DW (Single)

Material Number: 11346690
UMRP/MAP Price: \$12.99
Retail Pricing: \$12.99

Set PowerDisk for G7000 DW (6 Units)

Material Number: 11346700
UMRP/MAP Price: \$69.99
Retail Pricing: \$69.99



CC2 Dishwasher Salt

Material Number: 10248600
UMRP/MAP Price: \$12.99
Retail Pricing: \$12.99

CC2 Rinse Aid

Material Number: 10198910
UMRP/MAP Price: \$10.99
Retail Pricing: \$10.99

Dishwasher Conditioner

Material Number: 09959340
UMRP/MAP Price: \$12.99
Retail Pricing: \$12.99



CC2 Dishwasher Freshener

Material Number: 10118510
UMRP/MAP Price: \$9.99
Retail Pricing: \$9.99

Miele Care Collection

Product Overview - Laundry



UltraWhite Powder - 5.5 lbs, 48 loads

Material Number: 10459720
UMRP/MAP Price: \$29.99
Retail Pricing: \$29.99



UltraColor Powder - 4 lbs, 48 loads

Material Number: 10459790
UMRP/MAP Price: \$29.99
Retail Pricing: \$29.99



UltraColor Liquid - 2 L, 33 loads

Material Number: 10223700
UMRP/MAP Price: \$19.99
Retail Pricing: \$19.99



Sensitive Skin Powder - 5.5 lbs, 48 loads

Material Number: 10459870
UMRP/MAP Price: \$29.99
Retail Pricing: \$29.99



WoolCare - 1.5 L, 37 loads

Material Number: 11517950
UMRP/MAP Price: \$24.99
Retail Pricing: \$24.99



Fabric Softener - 1.5 L, 50 loads

Material Number: 11518280
UMRP/MAP Price: \$12.99
Retail Pricing: \$12.99



UltraDark Liquid - 1.5 L, 60 loads

Material Number: 10757190
UMRP/MAP Price: \$24.99
Retail Pricing: \$24.99



Outdoor Detergent - 250 ml, 13 loads

Material Number: 10226470
UMRP/MAP Price: \$19.99
Retail Pricing: \$19.99



Fabric Protector - 250 ml, 4 loads

Material Number: 10240630
UMRP/MAP Price: \$19.99
Retail Pricing: \$19.99

Miele Care Collection

Product Overview - Laundry (TwinDos Machines)



Ultraphase 1

Material Number: 11504560
UMRP/MAP: \$19.99
Retail Pricing: \$19.99



Ultraphase 2

Material Number: 10803750
UMRP/MAP: \$19.99
Retail Pricing: \$19.99



Ultraphase Set

Material Number: 11504740
UMRP/MAP: \$99.95
Retail Pricing: \$99.95



Ultraphase 1 Sensitive

Material Number: 10923660
UMRP/MAP: \$22.99
Retail Pricing: \$22.99



Ultraphase 2 Sensitive

Material Number: 10923680
UMRP/MAP: \$22.99
Retail Pricing: \$22.99



UltraPhase Sensitive Set

Material Number: 11504750
UMRP/MAP: \$114.95
Retail Pricing: \$114.95



UltraPhase 1 Refresh Elixir

Material Number: 11614970
UMRP/MAP: \$22.99
Retail Pricing: \$22.99



UltraPhase 2 Refresh Elixir

Material Number: 11615060
UMRP/MAP: \$22.99
Retail Pricing: \$22.99



TwinDosCare

Material Number: 10563710
UMRP/MAP: \$15.99
Retail Pricing: \$15.99

Miele Care Collection

Product Overview – Laundry (W1)



Woolcare Capsules

Material Number: 10755570
UMRP/MAP: \$9.99
Retail Pricing: \$9.99



UltraDark Capsules

Material Number: 10755680
UMRP/MAP: \$9.99
Retail Pricing: \$9.99



Aqua Capsules

Material Number: 11698240
UMRP/MAP: \$8.99
Retail Pricing: \$8.99



Cocoon Capsules

Material Number: 10755520
UMRP/MAP: \$8.99
Retail Pricing: \$8.99



Nature Capsules

Material Number: 10755460
UMRP/MAP: \$8.99
Retail Pricing: \$8.99



Sport Capsules

Material Number: 10756450
UMRP/MAP: \$9.99
Retail Pricing: \$9.99



Booster Capsules

Material Number: 10755980
UMRP/MAP: \$9.99
Retail Pricing: \$9.99



DownCare Capsules

Material Number: 10756370
UMRP/MAP: \$9.99
Retail Pricing: \$9.99



Outdoor Capsules

Material Number: 10757030
UMRP/MAP: \$9.99
Retail Pricing: \$9.99

Miele Care Collection

Product Overview – Laundry (W1)



ImpraProtect Capsules

Material Number: 10757720
UMRP/MAP: \$19.99
Retail Pricing: \$19.99



SilkCare Capsules

Material Number: 10756190
UMRP/MAP: \$9.99
Retail Pricing: \$9.99



CottonRepair Capsules

Material Number: 11703360
UMRP/MAP: \$19.99
Retail Pricing: \$19.99



Descaler for Washing Machines and Dishwashers

Material Number: 10130990
UMRP/MAP Price: \$12.99
Retail Pricing: \$12.99

Miele Care Collection

Product Overview - Laundry (T1)



Aqua Pods

Material Number: 10813390
UMRP/MAP: \$14.99
Retail Pricing: \$14.99



Cocoon Pods

Material Number: 10813430
UMRP/MAP: \$14.99
Retail Pricing: \$14.99



Nature Pods

Material Number: 10813410
UMRP/MAP: \$14.99
Retail Pricing: \$14.99



Perfume Flacon DryFresh

Material Number: 11520920
UMRP/MAP: \$14.99
Retail Pricing: \$14.99



Set 3x Perfume Flacon Aqua

Material Number: 11614550
UMRP/MAP: \$42.99
Retail Pricing: \$42.99



Set 3x Perfume Flacon Cocoon

Material Number: 11614700
UMRP/MAP: \$42.99
Retail Pricing: \$42.99



Set 3x Perfume Flacon DryFresh

Material Number: 11614780
UMRP/MAP: \$42.99
Retail Pricing: \$42.99



Set 3x Perfume Flacon Nature

Material Number: 11614600
UMRP/MAP: \$42.99
Retail Pricing: \$42.99



Trim Kits

Product Overview

H 6560 B Trim Kit



EBA 6767

Product	Material #	Description	Design	UMRP/MAP	Retail
EBA 6767	09632220	27" (70 cm) Trim Kit	ContourLine	\$399	\$399

Steam Oven, Combi-Steam Oven XL, Speed Oven Trim Kit



EBA 6707



EBA 6708



EBA 6808



EBA 6808 brws



EBA 6808 obsw



EBA 6808 grgr

Product	Material #	Description	Design	UMRP/MAP	Retail
EBA 6707	10178290	27" (70cm) Trim Kit	ContourLine	\$399	\$399
EBA 6708	09221320	30" (76cm) Trim Kit	ContourLine	\$399	\$399
EBA 6808	09063520	30" (76cm) Trim Kit	PureLine	\$399	\$399
EBA 6808 brws	09221330	30" (76cm) Trim Kit	PureLine Brilliant White	\$399	\$399
EBA 6808 obsw	09863860	30" (76cm) Trim Kit	PureLine Obsidian Black	\$399	\$399
EBA 6808 grgr	10754520	30" (76cm) Trim Kit	PureLine Graphite Grey	\$399	\$399

Trim Kits

Product Overview

Coffee System and Microwave Trim Kit



EBA 6707 MC



EBA 6708 MC



EBA 6808 MC



EBA 6808 MC brws



EBA 6808 MC obsw



EBA 6808 MC grgr

Product	Material #	Description	Design	UMRP/MAP	Retail
EBA 6707 MC	10178300	27" (70cm) Trim Kit	ContourLine	\$399	\$399
EBA 6708 MC	09767510	30" (76cm) Trim Kit	ContourLine	\$399	\$399
EBA 6808 MC	09767500	30" (76cm) Trim Kit	PureLine	\$399	\$399
EBA 6808 MC brws	09767530	30" (76cm) Trim Kit	PureLine Brilliant White	\$399	\$399
EBA 6808 MC obsw	09863810	30" (76cm) Trim Kit	PureLine Obsidian Black	\$399	\$399
EBA 6808 MC grgr	10754510	30" (76cm) Trim Kit	PureLine Graphite Grey	\$399	\$399

Convection Oven (24in) and Combi-Steam Oven XXL Trim Kit



EBA 6768



EBA 6868



EBA 6868 brws



EBA 6868 obsw

Product	Material #	Description	Design	UMRP/MAP	Retail
EBA 6768	10706070	30" (76cm) Trim Kit	CountourLine	\$399	\$399
EBA 6868	10706090	30" (76cm) Trim Kit	PureLine	\$399	\$399
EBA 6868 brws	10706150	30" (76cm) Trim Kit	PureLine	\$399	\$399
EBA 6868 obsw	10706100	30" (76cm) Trim Kit	PureLine	\$399	\$399

Handles

Product Overview



**Profi Handle
DS 4040**

Material Number: 07337320
UMRP/MAP Price: \$150
Retail Pricing: \$150

Compatible: dishwashers and refrigeration



Profi Slimline Handle

Material Number: 07479080
UMRP/MAP Price: \$150
Retail Pricing: \$150

Compatible: dishwashers and refrigeration



**Classic Handle
DS 4041**

Material Number: 07337290
UMRP/MAP Price: \$150
Retail Pricing: \$150

Compatible: dishwashers and refrigeration



**Square Handle
DS 4042**

Material Number: 07338270
UMRP/MAP Price: \$150
Retail Pricing: \$150

Compatible: dishwashers and refrigeration



Square Slimline Handle

Material Number: 09225620
UMRP/MAP Price: \$150
Retail Pricing: \$150

Compatible: dishwashers and refrigeration



**Straight Handle
DS 4044**

Material Number: 07374330
UMRP/MAP Price: \$150
Retail Pricing: \$150

Compatible: dishwashers and refrigeration



Straight SF Handle

Material Number: 07215411
UMRP/MAP Price: \$150
Retail Pricing: \$150

Compatible: dishwashers and refrigeration



Straight Slimline Handle

Material Number: 07482860
UMRP/MAP Price: \$150
Retail Pricing: \$150

Compatible: dishwashers and refrigeration



**Signature Handle
DS 4045**

Material Number: 09119720
UMRP/MAP Price: \$150
Retail Pricing: \$150

Compatible: dishwashers and refrigeration

Handles

Product Overview



Signature SF Handle

Material Number: 09020440
UMRP/MAP Price: \$150
Retail Pricing: \$150

Compatible: dishwashers and refrigeration



Signature Slimline Handle

Material Number: 09225810
UMRP/MAP Price: \$150
Retail Pricing: \$150

Compatible: dishwashers



PureLine Silhouette Handle DS 6808 – Clean Touch Steel™

Material Number: 09828400
UMRP/MAP/Retail Price: \$149

Compatible: dishwashers, refrigeration, and built-in cooking appliances



ContourLine Comfort Handle DS 6708 – Clean Touch Steel™

Material Number: 09828380
UMRP/MAP Price: \$149
Retail Pricing: \$149

Compatible: dishwashers, refrigeration, and built-in cooking appliances



ContourLine ComfortSwivel Handle DS 6718 – Clean Touch Steel™

Material Number: 09828390
UMRP/MAP Price: \$179
Retail Pricing: \$179

Compatible: dishwashers, refrigeration, and built-in cooking appliances



PureLine Silhouette Handle DS 6808 - Clean Touch Steel™/Black

Material Number: 09615950
UMRP/MAP/Retail Price: \$149

CleanTouch Steel/Black brackets
Compatible: built-in cooking appliances and custom panel dishwashers and refrigeration



PureLine Silhouette Handle DS 6808 - Chrome/Brilliant White

Material Number: 09828410
UMRP/MAP/Retail Price: \$149

Chrome/White brackets
Compatible: built-in cooking appliances and custom panel dishwashers and refrigeration



PureLine Silhouette Handle DS 6808 - Chrome/Graphite Grey

Material Number: 10820620
UMRP/MAP/Retail Price: \$149

Chrome/Grey brackets
Compatible: built-in cooking appliances and custom panel dishwashers and refrigeration

Signature Handles

Product Overview



PureLine Silhouette DS 6808 - Obsidian Black Handle

Material Number: 10083280
UMRP/MAP/Retail Price: \$149

Aluminum powder coating/Black brackets
Compatible: built-in cooking appliances and custom panel dishwashers and refrigeration



PureLine Silhouette 6808 - Brilliant White Handle

Material Number: 10083290
UMRP/MAP/Retail Price: \$149

Aluminum powder coating/White brackets
Compatible: built-in cooking appliances and custom panel dishwashers and refrigeration



Gold - Obsidian Black Handle DS6808

Material Number: 10083320
UMRP/MAP/Retail Price: \$199

Aluminum with gold plating/Black brackets
Compatible: built-in cooking appliances and custom panel dishwashers and refrigeration



Gold - Brilliant White Handle DS6808

Material Number: 10083330
UMRP/MAP/Retail Price: \$199

Aluminum with gold plating/White brackets
Compatible: built-in cooking appliances and custom panel dishwashers and refrigeration



Nature - Brilliant White Handle DS6808

Material Number: 10083360
UMRP/MAP/Retail Price: \$199

Chrome with weathered wood insert/White brackets
Compatible: built-in cooking appliances and custom panel dishwashers and refrigeration

Signature Handles

Product Overview



Vitro - Obsidian Black Handle DS6808

Material Number: 10083380
UMRP/MAP/Retail Price: \$199

Clean Touch Steel™ with Obsidian Black insert/
Black brackets
Compatible: built-in cooking appliances and custom
panel dishwashers and refrigeration



Vitro - Brilliant White Handle DS6808

Material Number: 10083390
UMRP/MAP/Retail Price: \$199

Chrome with Brilliant White insert/White brackets
Compatible: built-in cooking appliances and custom
panel dishwashers and refrigeration



Miele, Inc.
9 Independence Way
Princeton, NJ 08540

mieleusa.com
800.843.7231

Visit one of Miele's Experience Centers:

Beverly Hills
Boca Raton
Chicago
Coral Gables
Manhattan
Princeton
San Francisco
Scottsdale
Seattle
Tysons Corner