



Price List
Built-In Appliances
November 2020



Rediscover the joy of cooking!



Table of Contents

| | | | |
|------------------------|----|--------------------------------|-----|
| Range Series | 8 | CombiSets™ | 92 |
| Ovens | 36 | Ventilation Hoods | 100 |
| Speed Ovens | 46 | Coffee Systems | 122 |
| Steam Ovens | 54 | Refrigeration and Wine Storage | 130 |
| Combi-Steam Ovens | 60 | Dishwashers | 164 |
| Microwave Ovens | 68 | Laundry | 186 |
| Warming Drawers | 72 | Care Collection | 208 |
| Vacuum Sealing Drawers | 77 | Trim Kits | 216 |
| Cooktops | 78 | Handles | 218 |





Welcome to Miele

IMMER BESSER (forever better) – our pledge

When our two great grandfathers were in the process of founding the Miele company, they had to make sure they stood apart from the competition in order to be successful. There are effectively only two ways of doing this: either by being cheaper than the rest or by being better than the rest. It is not really possible to be both at the same time.


They decided to be “better“ than the rest.

Numerous best in class awards and certificates attest to the fact that Miele has continued to renew its commitment to being “immer besser“ throughout the past 120 years. However, the millions of satisfied customers around the world are perhaps the most important endorsement.

At the heart of this success lies a continuity of values and goals which are typically only found in companies which have been family-run for generations, rather than in businesses which are guided by the often short-term interests of the stock market.

It is in this sense that Miele has embodied first-class product quality and German engineering since 1899. Miele also stands in equal measure for respect, fairness and mutual esteem towards sales partners, customers, suppliers, employees and neighbors. Buying a Miele is an environmentally friendly decision. We ensure this by using methods of production that save resources as well by producing products which set new standards in terms of their consumption of electricity, water and detergent – and save you money at the same time.*

As directors and co-proprietors of the fourth generation of our business we promise you that this will not change.



Dr. Markus Miele



Dr. Reinhard Zinkann

IMMER BESSER

Our Brand Promise



Many Good Reasons For Choosing Miele

Here are just six of them.

Since the company was founded in 1899, Miele has remained true to its 'Immer Besser' brand promise. This means that we will do all that we can to be 'forever better' than our competitors and 'forever better' than we already are. For our customers this means the peace of mind of knowing that choosing Miele is a good decision – and probably the decision of a lifetime!



The Miele Brand

In many countries, Miele is the most desired brand in its field. In its German home market, Miele was even voted 'best brand ever' in 2013 across all product branches. And the ownership of products from such a brand reveals much about its users: Miele customers have high expectations for the performance, convenience, design and the environmental friendliness of their domestic appliances. People who buy Miele are quality conscious and have style!



Miele Quality

For more than 100 years it has been a proven adage that you can trust Miele and rely on our appliances. We are the only manufacturer in our branch of industry to test products such as our washing machines, tumble dryers, dishwashers and ovens to the equivalent of 20 years of use. Once a Miele, always a Miele: Miele customers around the world remain loyal to Miele and recommend Miele to others. Looking to the future, we promise not to entertain any compromises when it comes to quality and durability!



Miele Technology

Miele stands for excellent results combined with the lowest possible energy consumption. This goes for the hygienic and gentle care of your laundry, your flooring and your dishware as well as when conjuring up exquisite culinary delights. The key to this is a wealth of innovative features available only from Miele. This is borne out by numerous first places in leading product tests conducted around the world.



Miele Convenience

Whether conventional rotary dial, discreet sensor controls or a high-resolution touch display like the one on your smartphone: operating a Miele is both easy and fun. Add to this a multitude of convenient and reliable automatic programs and a great love of detail - success is guaranteed. Make life easier for yourself with Miele!



Miele Design

Miele believes in clean lines and timeless elegance. Nowhere else will you find such a comparable range of built-in kitchen appliances, with consistency in design lines and color options, to suit the most diverse of interior designs and kitchen furniture fronts. Great care is taken to coordinate appliance design across the range. Whatever the style of your kitchen: Miele is the perfect match.



Miele Service

Miele customers enjoy complete peace of mind: thanks to our fast and efficient after-sales service operation. All designed to ensure you get the most out of your products... from day one!



Range Highlights

Exclusive Features For Gourmet Results

Moisture Plus

Each type of food has its own specific properties. Knowing them and making the most of them is the true art of cooking. In the past, bakers held the monopoly on preparing the perfect bread and rolls. Now you can too, in a Miele Range with Moisture plus. Increasing the humidity in the oven optimizes the cooking of a variety of foods: soft bread with a shiny, appetizing crust; dinner rolls and croissants as if from the local baker; succulent, tender meat with a nicely browned crust, perfect casseroles, delicious pastries and so much more.



Wireless Precision Probe

Exclusive and unique in our M Touch Ranges: 4 measuring points provides correct-to-the-minute information on how long a program has to run. With a wireless connection, the roast probe is extremely safe to use as you can insert it outside of the oven.



ComfortSwivel Handle

An ergonomic feature, the swiveling handle moves easily with your wrist and body to comfortably open and close the door.



Speed Heat

The All Gas Range open-floor-concept allows for constant airflow which leads to faster and more even heat distribution; resulting in quick preheat times, powerful bake and broil elements. The infrared ceramic broil burner locks in juices while searing meats, poultry and fish to perfection.



MasterChef and MasterChef Plus Automatic Programs

Found in the Gourmet Center, Miele guides you through over 100 easy-to-use programs, from baked goods to fish and more. MasterChef Plus Automatic Programs include 15 bread programs, guiding you to the correct operating mode, temperature, time and integration of Moisture plus to create the perfect bread at home.



Self Clean Oven and Self Clean Ready Accessories

During the cooking process, grease residue is continually broken down, helping to keep the oven and cooking accessories clean.

Ranges

Product Overview



| Model number | HR 1622-2 | HR 1124 |
|---|-------------------------------|-------------------------------|
| Overview | | |
| Width | 30" | 30" |
| Fuel type | Induction | All Gas |
| G/LP | -/- | ●/● |
| 208 V/240 V | ●/● | -/- |
| Convection Oven/Speed Oven/Warming Drawer | ●/-/- | ●/-/- |
| Design | | |
| Controls | M Touch | DirectSelect |
| Number of cooking zones | 4 | 4 |
| Precision knobs/Backlit/ComfortLift panel | ●/●/● | ●/-/- |
| Comfort handle/ComfortSwivel handle/CleanTouch Steel™ front | -/●/● | ●/-/● |
| Rangetop features | | |
| EasyClean Ceran surface/Variable cooking zones/Residual heat indicator/Auto heat-up | ●/4/4/● | -/-/-/- |
| Booster/TwinBooster/Keeping warm function | 4/2/4 | -/-/- |
| ComfortClean dishwasher-safe grates | - | ● |
| M Pro dual stacked burner system with TrueSimmer/Re-ignition | -/- | ●/● |
| M Pro infrared grill (max. 19,000 BTU)/M Pro infrared griddle (max. 13,000 BTU) | -/- | -/- |
| Position/Type | Front left/TwinBooster | Front left/High power |
| Burner output | 2,700 W – 3,850 W | max. 19,500 BTU |
| Position/Type | Rear left/Booster | Rear left |
| Burner output | 1,450 W – 2,300 W | max. 12,500 BTU |
| Position/Type | Front right/Booster | Front right |
| Burner output | 1,950 W – 3,100 W | max. 19,500 BTU |
| Position/Type | Rear right/TwinBooster | Rear right |
| Burner output | 2,400 W – 3,850 W | max. 19,500 BTU |
| Position/Type | -/- | -/- |
| Burner output | - | - |
| Position/Type | -/- | -/- |
| Burner output | - | - |
| Position/Type | -/- | -/- |
| Burner output | - | - |
| Position/Type | -/- | -/- |
| Burner output | - | - |
| Oven features | | |
| Convenience features | | |
| Self Clean oven/Self Clean ready accessories | ●/● | ●/● |
| Soft Open/Soft Close/Favorites/Individual settings | ●/●/20/● | ●/●/-/● |
| Wireless Precision Probe/Crisp function | ●/● | -/- |
| Operating modes | | |
| Convection Bake/Intensive/Gentle Bake | ●/●/● | ●/-/- |
| Surround/Browning/Bake/Moisture plus (plumbed only) | ●/●/●/● | -/-/●/- |
| MasterChef automatic program/MasterChef Plus automatic program | over 100/15 | -/- |
| Broil/Maxi Broil/Convection Broil/Convection Roast/Auto Roast | ●/●/●/●/● | ●/-/●/-/- |
| Special modes (Defrost/Slow Roast/Reheat/Proof)/Sabbath mode | ●/● | -/- |
| Cavity | | |
| TwinPower Convection fans/Twin Convection fans/Power Convection fan | ●/-/- | -/●/- |
| Speed heat (powerful bake and broil element) | - | ● |
| Number of halogen lights in Convection Oven/Speed Oven | 2/- | 2/- |
| Number of shelf levels/Embossed numbers | 6/● | 6/● |
| Safety | | |
| Cool-touch front/Safety shut-off | ●/● | ●/● |
| System lock/Door contact switch/Door lock during Self Clean | ●/●/● | ●/●/● |
| Speed Oven features | | |
| Auto Roast/Broil/Convection Bake/Convection Broil/MasterChef automatic program | -/-/-/-/- | -/-/-/-/- |
| Popcorn function/Minutes Plus function/Roast probe | -/-/- | -/-/- |
| PerfectClean stainless steel cavity/Foldable broiling element | -/- | -/- |
| Warming Drawer features | | |
| Warm cups/Warm plates/Keeping food warm/Low temperature cooking | -/-/-/- | -/-/-/- |
| Push-to-Open mechanism | - | - |
| Technical data | | |
| Dimensions in inches (W x H x D) | 30" x 35 1/2" – 37" x 26 1/2" | 30" x 35 1/2" – 37" x 26 1/2" |
| Electrical requirements | 208/240 V, 60 Hz, 50 Amps | 120 V, 60 Hz, 15 Amps |
| Plug type | NEMA 14 – 50 plug | NEMA 5 – 15 plug |
| Plumbing for Moisture plus cooking | ● | - |
| UMRP & MAP/Retail pricing | | |
| | \$7,999/\$8,299 | \$5,699/\$5,999 |
| Material number | | |
| Electric (208 V/240 V)/Induction | -/10902350 | -/- |
| Natural Gas/Liquid Propane | -/- | 09810020/09810040 |

*LP BTU output slightly different than listed NG BTU output.

Ranges

Product Overview



| Model number | HR 1134-1 | HR 1135 (w/ Grill) | HR 1136 (w/ Griddle) |
|---|-------------------------------|-------------------------------|--------------------------------|
| Overview | | | |
| Width | 36" | 36" | 36" |
| Fuel type | All Gas | All Gas | All Gas |
| G/LP | ●/● | ●/- | ●/● |
| 208 V/240 V | -/- | -/- | -/- |
| Convection Oven/Speed Oven/Warming Drawer | ●/-/- | ●/-/- | ●/-/- |
| Design | | | |
| Controls | DirectSelect | DirectSelect | DirectSelect |
| Number of cooking zones | 6 | 4 + Grill | 4 + Griddle |
| Precision knobs/Backlit/ComfortLift panel | ●/-/- | ●/-/- | ●/-/- |
| Comfort handle/ComfortSwivel handle/CleanTouch Steel™ front | ●/-/● | ●/-/● | ●/-/● |
| Rangetop features | | | |
| EasyClean Ceran surface/Variable cooking zones/Residual heat indicator/Auto heat-up | -/-/-/- | -/-/-/- | -/-/-/- |
| Booster/TwinBooster/Keeping warm function | -/-/- | -/-/- | -/-/- |
| ComfortClean dishwasher-safe grates | ● | ● | ● |
| M Pro dual stacked burner system with TrueSimmer/Re-ignition | ●/● | ●/● | ●/● |
| M Pro infrared grill (max. 19,000 BTU)/M Pro infrared griddle (max.13,000 BTU) | -/- | ●/- | -/● |
| Position/Type | Front left | Front left | Front left |
| Burner output | max. 19,500 BTU | max. 19,500 BTU | max. 19,500 BTU |
| Position/Type | Rear left | Rear left | Rear left |
| Burner output | max. 8,000 BTU | max. 8,000 BTU | max. 8,000 BTU |
| Position/Type | Front right | Front right | Front right |
| Burner output | max. 19,500 BTU | max. 19,500 BTU | max. 19,500 BTU |
| Position/Type | Rear right | Rear right | Rear right |
| Burner output | max. 9,000 BTU | max. 9,000 BTU | max. 9,000 BTU |
| Position/Type | Front center | Center/ M Pro grill | Center/ M Pro infrared griddle |
| Burner output | max.19,500 BTU | max.19,500 BTU | max.13,000 BTU |
| Position/Type | Rear center | -/- | -/- |
| Burner output | max. 9,000 BTU | - | - |
| Position/Type | -/- | -/- | -/- |
| Burner output | - | - | - |
| Position/Type | -/- | -/- | -/- |
| Burner output | - | - | - |
| Oven features | | | |
| Convenience features | | | |
| Self Clean oven/Self Clean ready accessories | ●/● | ●/● | ●/● |
| Soft Open/Soft Close/Favorites/Individual settings | ●/●/-/● | ●/●/-/● | ●/●/-/● |
| Wireless Precision Probe/Crisp function/ | -/- | -/- | -/- |
| Operating modes | | | |
| Convection Bake/Intensive/Gentle Bake | ●/-/- | ●/-/- | ●/-/- |
| Surround/Browning/Bake/Moisture plus (plumbed only) | -/-/●/- | -/-/●/- | -/-/●/- |
| MasterChef automatic program/MasterChef Plus automatic program | -/- | -/- | -/- |
| Broil/Maxi Broil/Convection Broil/Convection Roast/Auto Roast | ●/-/●/-/- | ●/-/●/-/- | ●/-/●/-/- |
| Special modes (Defrost/Slow Roast/Reheat/Proof)/Sabbath mode | -/- | -/- | -/- |
| Cavity | | | |
| TwinPower Convection fans/Twin Convection fans/Power Convection fan | -/●/- | -/●/- | -/●/- |
| Speed heat (powerful bake and broil element) | ● | ● | ● |
| Number of halogen lights in Convection Oven/Speed Oven | 2/- | 2/- | 2/- |
| Number of shelf levels/Embossed numbers | 6/● | 6/● | 6/● |
| Safety | | | |
| Cool-touch front/Safety shut-off | ●/● | ●/● | ●/● |
| System lock/Door contact switch/Door lock during Self Clean | ●/●/● | ●/●/● | ●/●/● |
| Speed Oven features | | | |
| Auto Roast/Broil/Convection Bake/Convection Broil/MasterChef automatic program | -/-/-/-/- | -/-/-/-/- | -/-/-/-/- |
| Popcorn function/Minutes Plus function/Roast probe | -/-/- | -/-/- | -/-/- |
| PerfectClean stainless steel cavity/Foldable broiling element | -/- | -/- | -/- |
| Warming Drawer features | | | |
| Warm cups/Warm plates/Keeping food warm/Low temperature cooking | -/-/-/- | -/-/-/- | -/-/-/- |
| Push-to-Open mechanism | - | - | - |
| Technical data | | | |
| Dimensions in inches (W x H x D) | 36" x 35 1/2" - 37" x 26 1/2" | 36" x 35 1/2" - 37" x 26 1/2" | 36" x 35 1/2" - 37" x 26 1/2" |
| Electrical requirements | 120 V, 60 Hz, 15 Amps | 120 V, 60 Hz, 15 Amps | 120 V, 60 Hz, 15 Amps |
| Plug type | NEMA 5 - 15 plug | NEMA 5 - 15 plug | NEMA 5 - 15 plug |
| Plumbing for Moisture plus cooking | - | - | - |
| UMRP & MAP/Retail pricing | | | |
| | \$6,999/\$7,299 | \$7,499/\$7,799 | \$7,499/\$7,799 |
| Material number | | | |
| Electric (208 V/240 V)/Induction | -/- | -/- | -/- |
| Natural Gas/Liquid Propane | 10833720/10833730 | 10833740/- | 10833750/10833760 |

*LP BTU output slightly different than listed NG BTU output.

Ranges

Product Overview



| Model number | HR 1724 | HR 1924-2 | HR 1934-2 |
|---|-------------------------------|-------------------------------|-------------------------------|
| Overview | | | |
| Width | 30" | 30" | 36" |
| Fuel type | Dual Fuel | Dual Fuel | Dual Fuel |
| G/LP | ●/● | ●/● | ●/● |
| 208 V/240 V | ●/● | ●/● | ●/● |
| Convection Oven/Speed Oven/Warming Drawer | ●/-/- | ●/-/- | ●/-/- |
| Design | | | |
| Controls | DirectSelect | M Touch | M Touch |
| Number of cooking zones | 4 | 4 | 6 |
| Precision knobs/Backlit/ComfortLift panel | ●/-/- | ●/●/● | ●/●/● |
| Comfort handle/ComfortSwivel handle/CleanTouch Steel™ front | ●/-/● | -/●/● | -/●/● |
| Rangetop features | | | |
| EasyClean Ceran surface/Variable cooking zones/Residual heat indicator/Auto heat-up | -/-/-/- | -/-/-/- | -/-/-/- |
| Booster/TwinBooster/Keeping warm function | -/-/- | -/-/- | -/-/- |
| ComfortClean dishwasher-safe grates | ● | ● | ● |
| M Pro dual stacked burner system with TrueSimmer/Re-ignition | ●/● | ●/● | ●/● |
| M Pro infrared grill (max. 19,000 BTU)/M Pro infrared griddle (max. 13,000 BTU) | -/- | -/- | -/- |
| Position/Type | Front left | Front left | Front left |
| Burner output | max. 19,500 BTU | max. 19,500 BTU | max. 19,500 BTU |
| Position/Type | Rear left | Rear left | Rear left |
| Burner output | max. 12,500 BTU | max. 12,500 BTU | max. 12,500 BTU |
| Position/Type | Front right | Front right | Front right |
| Burner output | max. 19,500 BTU | max. 19,500 BTU | max. 19,500 BTU |
| Position/Type | Rear right | Rear right | Rear right |
| Burner output | max. 19,500 BTU | max. 19,500 BTU | max. 13,600 BTU |
| Position/Type | -/- | -/- | Front center |
| Burner output | - | - | max. 19,500 BTU |
| Position/Type | -/- | -/- | Rear center |
| Burner output | - | - | max. 13,600 BTU |
| Position/Type | -/- | -/- | -/- |
| Burner output | - | - | - |
| Position/Type | -/- | -/- | -/- |
| Burner output | - | - | - |
| Oven features | | | |
| Convenience features | | | |
| Self Clean oven/Self Clean ready accessories | ●/● | ●/● | ●/● |
| Soft Open/Soft Close/Favorites/Individual settings | ●/●/-/● | ●/●/20/● | ●/●/20/● |
| Wireless Precision Probe/Crisp function | -/- | ●/● | ●/● |
| Operating modes | | | |
| Convection Bake/Intensive/Gentle Bake | ●/● | ●/●/● | ●/●/● |
| Surround/Browning/Bake/Moisture plus (plumbed only) | ●/-/●/- | ●/●/●/● | ●/●/●/● |
| MasterChef automatic program/MasterChef Plus automatic program | -/- | over 100/15 | over 100/15 |
| Broil/Maxi Broil/Convection Broil/Convection Roast/Auto Roast | ●/-/●/-/- | ●/●/●/●/● | ●/●/●/●/● |
| Special modes (Defrost/Slow Roast/Reheat/Proof/Sabbath mode) | -/- | ●/● | ●/● |
| Cavity | | | |
| TwinPower Convection fans/Twin Convection fans/Power Convection fan | ●/-/- | ●/-/- | ●/-/- |
| Speed heat (powerful bake and broil element) | - | - | - |
| Number of halogen lights in Convection Oven/Speed Oven | 2/- | 2/- | 2/- |
| Number of shelf levels/Embossed numbers | 6/● | 6/● | 6/● |
| Safety | | | |
| Cool-touch front/Safety shut-off | ●/● | ●/● | ●/● |
| System lock/Door contact switch/Door lock during Self Clean | ●/●/● | ●/●/● | ●/●/● |
| Speed Oven features | | | |
| Auto Roast/Broil/Convection Bake/Convection Broil/ MasterChef automatic program | -/-/-/-/- | -/-/-/-/- | -/-/-/-/- |
| Popcorn function/Minutes Plus function/Roast probe | -/-/- | -/-/- | -/-/- |
| PerfectClean stainless steel cavity/Foldable broiling element | -/- | -/- | -/- |
| Warming Drawer features | | | |
| Warm cups/Warm plates/Keeping food warm/Low temperature cooking | -/-/-/- | -/-/-/- | -/-/-/- |
| Push-to-Open mechanism | - | - | - |
| Technical data | | | |
| Dimensions in inches (W x H x D) | 30" x 35 1/2" - 37" x 26 1/2" | 30" x 35 1/2" - 37" x 26 1/2" | 36" x 35 1/2" - 37" x 26 1/2" |
| Electrical requirements | 208 V/240 V, 60 Hz, 30 Amps | 208 V/240 V, 60 Hz, 30 Amps | 208 V/240 V, 60 Hz, 30 Amps |
| Plug type | NEMA 14 - 30 plug | NEMA 14 - 30 plug | NEMA 14 - 30 plug |
| Plumbing for Moisture plus cooking | - | ● | ● |
| UMRP & MAP/Retail pricing | | | |
| | \$5,899/\$6,199 | \$7,499/\$7,799 | \$9,599/\$10,099 |
| Material number | | | |
| Electric (208 V/240 V)/Induction | -/- | -/- | -/- |
| Natural Gas/Liquid Propane | 10773300/10773310 | 10902360/10902370 | 10902380/10902390 |

*LP BTU output slightly different than listed NG BTU output.

Ranges

Product Overview



| Model number | HR 1935-2 (w/ Grill) | HR 1936-2 (w/ Griddle) | HR 1954-2 |
|---|-------------------------------|-------------------------------|-------------------------------|
| Overview | | | |
| Width | 36" | 36" | 48" |
| Fuel type | Dual Fuel | Dual Fuel | Dual Fuel |
| G/LP | ●/- | ●/● | ●/● |
| 208 V/240 V | ●/● | ●/● | ●/● |
| Convection Oven/Speed Oven/Warming Drawer | ●/-/- | ●/-/- | ●/●/● |
| Design | | | |
| Controls | M Touch | M Touch | M Touch |
| Number of cooking zones | 4 + Grill | 4 + Griddle | 8 |
| Precision knobs/Backlit/ComfortLift panel | ●/●/● | ●/●/● | ●/●/● |
| Comfort handle/ComfortSwivel handle/CleanTouch Steel™ front | -/●/● | -/●/● | -/●/● |
| Rangetop features | | | |
| EasyClean Ceran surface/Variable cooking zones/Residual heat indicator/Auto heat-up | -/-/-/- | -/-/-/- | -/-/-/- |
| Booster/TwinBooster/Keeping warm function | -/-/- | -/-/- | -/-/- |
| ComfortClean dishwasher-safe grates | ● | ● | ● |
| M Pro dual stacked burner system with TrueSimmer/Re-ignition | ●/● | ●/● | ●/● |
| M Pro infrared grill (max. 19,000 BTU)/M Pro infrared griddle (max. 13,000 BTU) | ●/- | -/● | -/- |
| Position/Type | Front left | Front left | Front left |
| Burner output | max. 19,500 BTU | max. 19,500 BTU | max. 19,500 BTU |
| Position/Type | Rear left | Rear left | Rear left |
| Burner output | max. 12,500 BTU | max. 12,500 BTU | max. 10,000 BTU |
| Position/Type | Front right | Front right | Front right |
| Burner output | max. 19,500 BTU | max. 19,500 BTU | max. 19,500 BTU |
| Position/Type | Rear right | Rear right | Rear right |
| Burner output | max. 13,600 BTU | max. 13,600 BTU | max. 10,000 BTU |
| Position/Type | Center/M Pro grill | Center/M Pro infrared griddle | Front left center |
| Burner output | max. 19,000 BTU | max. 13,000 BTU | max. 19,500 BTU |
| Position/Type | -/- | -/- | Rear left center |
| Burner output | - | - | max. 13,600 BTU |
| Position/Type | -/- | -/- | Front right center |
| Burner output | - | - | max. 19,500 BTU |
| Position/Type | -/- | -/- | Rear right center |
| Burner output | - | - | max. 13,600 BTU |
| Oven features | | | |
| Convenience features | | | |
| Self Clean oven/Self Clean ready accessories | ●/● | ●/● | ●/● |
| Soft Open/Soft Close/Favorites/Individual settings | ●/●/20/● | ●/●/20/● | ●/●/20/● |
| Wireless Precision Probe/Crisp function | ●/● | ●/● | ●/● |
| Operating modes | | | |
| Convection Bake/Intensive/Gentle Bake | ●/●/● | ●/●/● | ●/●/● |
| Surround/Browning/Bake/Moisture plus (plumbed only) | ●/●/●/● | ●/●/●/● | ●/●/●/● |
| MasterChef automatic program/MasterChef Plus automatic program | over 100/15 | over 100/15 | over 100/15 |
| Broil/Maxi Broil/Convection Broil/Convection Roast/Auto Roast | ●/●/●/●/● | ●/●/●/●/● | ●/●/●/●/● |
| Special modes (Defrost/Slow Roast/Reheat/Proof/Sabbath mode) | ●/● | ●/● | ●/● |
| Cavity | | | |
| TwinPower Convection fans/Twin Convection fans/Power Convection fan | ●/-/- | ●/-/- | -/-/● |
| Speed heat (powerful bake and broil element) | - | - | - |
| Number of halogen lights in Convection Oven/Speed Oven | 2/- | 2/- | 2/1 |
| Number of shelf levels/Embossed numbers | 6/● | 6/● | 5/● |
| Safety | | | |
| Cool-touch front/Safety shut-off | ●/● | ●/● | ●/● |
| System lock/Door contact switch/Door lock during Self Clean | ●/●/● | ●/●/● | ●/●/● |
| Speed Oven features | | | |
| Auto Roast/Broil/Convection Bake/Convection Broil/ MasterChef automatic program | -/-/-/-/- | -/-/-/-/- | ●/●/●/●/over 100 |
| Popcorn function/Minutes Plus function/Roast probe | -/-/- | -/-/- | ●/●/● |
| PerfectClean stainless steel cavity/Foldable broiling element | -/- | -/- | ● |
| Warming Drawer features | | | |
| Warm cups/Warm plates/Keeping food warm/Low temperature cooking | -/-/-/- | -/-/-/- | ●/●/●/● |
| Push-to-Open mechanism | - | - | ● |
| Technical data | | | |
| Dimensions in inches (W x H x D) | 36" x 35 1/2" - 37" x 26 1/2" | 36" x 35 1/2" - 37" x 26 1/2" | 48" x 35 1/2" - 37" x 26 1/2" |
| Electrical requirements | 208 V/240 V, 60 Hz, 30 Amps | 208 V/240 V, 60 Hz, 30 Amps | 208 V/240 V, 60 Hz, 50 Amps |
| Plug type | NEMA 14 - 30 plug | NEMA 14 - 30 plug | NEMA 14 - 50 plug |
| Plumbing for Moisture plus cooking | ● | ● | ● |
| UMRP & MAP/Retail pricing | \$10,099/\$10,599 | \$10,099/\$10,599 | \$13,999/\$14,499 |
| Material number | | | |
| Electric (208 V/240 V)/Induction | -/- | -/- | -/- |
| Natural Gas/Liquid Propane | 10902400/- | 10902410/10902420 | 10902430/10902440 |

*LP BTU output slightly different than listed NG BTU output.

Ranges

Product Overview



| Model number | HR 1955-2 (w/ Grill) | HR 1956-2 (w/ Griddle) |
|---|-------------------------------|------------------------------------|
| Overview | | |
| Width | 48" | 48" |
| Fuel type | Dual Fuel | Dual Fuel |
| G/LP | ●/– | ●/● |
| 208 V/240 V | ●/● | ●/● |
| Convection Oven/Speed Oven/Warming Drawer | ●/●/● | ●/●/● |
| Design | | |
| Controls | M Touch | M Touch |
| Number of cooking zones | 6 + Grill | 6 + Griddle |
| Precision knobs/Backlit/ComfortLift panel | ●/●/● | ●/●/● |
| Comfort handle/ComfortSwivel handle/CleanTouch Steel™ front | –/●/● | –/●/● |
| Rangetop features | | |
| EasyClean Ceran surface/Variable cooking zones/Residual heat indicator/Auto heat-up | –/–/–/– | –/–/–/– |
| Booster/TwinBooster/Keeping warm function | –/–/– | –/–/– |
| ComfortClean dishwasher-safe grates | ● | ● |
| M Pro dual stacked burner system with TrueSimmer/Re-ignition | ●/● | ●/● |
| M Pro infrared grill (max. 19,000 BTU)/M Pro infrared griddle (max. 13,000 BTU) | ●/– | –/● |
| Position/Type | Front left | Front left |
| Burner output | max. 19,500 BTU | max. 19,500 BTU |
| Position/Type | Rear left | Rear left |
| Burner output | max. 10,000 BTU | max. 10,000 BTU |
| Position/Type | Front right | Front right |
| Burner output | max. 19,500 BTU | max. 19,500 BTU |
| Position/Type | Rear right | Rear right |
| Burner output | max. 10,000 BTU | max. 10,000 BTU |
| Position/Type | Left center/M Pro grill | Left center/M Pro infrared griddle |
| Burner output | max. 19,000 BTU | max. 13,000 BTU |
| Position/Type | Front right center | Front right center |
| Burner output | max. 19,500 BTU | max. 19,500 BTU |
| Position/Type | Rear right center | Rear right center |
| Burner output | max. 13,600 BTU | max. 13,600 BTU |
| Position/Type | –/– | –/– |
| Burner output | – | – |
| Oven features | | |
| Convenience features | | |
| Self Clean oven/Self Clean ready accessories | ●/● | ●/● |
| Soft Open/Soft Close/Favorites/Individual settings | ●/●/20/● | ●/●/20/● |
| Wireless Precision Probe/Crisp function | ●/● | ●/● |
| Operating modes | | |
| Convection Bake/Intensive/Gentle Bake | ●/●/● | ●/●/● |
| Surround/Browning/Bake/Moisture plus (plumbed only) | ●/●/●/● | ●/●/●/● |
| MasterChef automatic program/MasterChef Plus automatic program | over 100/15 | over 100/15 |
| Broil/Maxi Broil/Convection Broil/Convection Roast/Auto Roast | ●/●/●/●/● | ●/●/●/●/● |
| Special modes (Defrost/Slow Roast/Reheat/Proof)/Sabbath mode | ●/● | ●/● |
| Cavity | | |
| TwinPower Convection fans/Twin Convection fans/Power Convection fan | –/–/● | –/–/● |
| Speed heat (powerful bake and broil element) | – | – |
| Number of halogen lights in Convection Oven/Speed Oven | 2/1 | 2/1 |
| Number of shelf levels/Embossed numbers | 5/● | 5/● |
| Safety | | |
| Cool-touch front/Safety shut-off | ●/● | ●/● |
| System lock/Door contact switch/Door lock during Self Clean | ●/●/● | ●/●/● |
| Speed Oven features | | |
| Auto Roast/Broil/Convection Bake/Convection Broil/MasterChef automatic program | ●/●/●/●/over 100 | ●/●/●/●/over 100 |
| Popcorn function/Minutes Plus function/Roast probe | ●/●/● | ●/●/● |
| PerfectClean stainless steel cavity/Foldable broiling element | ● | ● |
| Warming Drawer features | | |
| Warm cups/Warm plates/Keeping food warm/Low temperature cooking | ●/●/●/● | ●/●/●/● |
| Push-to-Open mechanism | ● | ● |
| Technical data | | |
| Dimensions in inches (W x H x D) | 48" x 35 1/2" – 37" x 26 1/2" | 48" x 35 1/2" – 37" x 26 1/2" |
| Electrical requirements | 208 V/240 V, 60 Hz, 50 Amps | 208 V/240 V, 60 Hz, 50 Amps |
| Plug type | NEMA 14 – 50 plug | NEMA 14 – 50 plug |
| Plumbing for Moisture plus cooking | ● | ● |
| UMRP & MAP/Retail pricing | \$14,699/\$15,199 | \$14,699/\$15,199 |
| Material number | | |
| Electric (208 V/240 V)/Induction | –/– | –/– |
| Natural Gas/Liquid Propane | 10902450/– | 10902460/10902470 |

*LP BTU output slightly different than listed NG BTU output.

Range Ovens

Available Accessories

| Model number | HR 1421 E | HR 1622-2 | HR 1124 | HR 1134-1 | HR 1135-1 |
|--|-----------|-----------|-----------|-----------|-----------|
| Standard accessories | | | | | |
| Wire Rack/Telescopic wire rack – Self-clean ready | 1/1 | 1/1 | 1/1 | 1/1 | 1/1 |
| PerfectClean Universal tray/ PerfectClean Grilling and Roasting insert | 1/- | 1/1 | 1/- | 1/- | 1/- |
| FlexiClips – Self Clean ready | - | - | - | - | - |
| PerfectClean Perforated Baking tray/Glass tray | -/- | 1/- | -/- | -/- | -/- |
| Griddle-Grill Cover | - | - | - | - | RGGC1000 |
| Side runners – Self Clean ready | ● | ● | ● | ● | ● |
| Island Trim | - | - | ● | ● | ● |
| Optional accessories | | | | | |
| 12" Backguard | - | - | RBGAG1230 | RBGAG1236 | RBGAG1236 |
| 20" Backguard | - | - | RBGAG2030 | RBGAG2036 | RBGAG2036 |
| Range Wok Ring | - | - | RWR1000 | RWR1000 | RWR1000 |

| Model number | HR 1136-1 | HR 1724 | HR 1924-2 | HR 1934-2 | HR 1935-2 |
|--|-----------|---------|-----------|-----------|-----------|
| Standard accessories | | | | | |
| Wire Rack/Telescopic wire rack – Self-clean ready | 1/1 | 1/1 | 2/1 | 2/1 | 2/1 |
| PerfectClean Universal tray/ PerfectClean Grilling and Roasting insert | 1/- | 1/- | 1/1 | 1/1 | 1/1 |
| FlexiClips – Self Clean ready | - | - | - | - | - |
| PerfectClean Perforated Baking tray/Glass tray | -/- | -/- | 1/- | 1/- | 1/- |
| Griddle-Grill Cover | RGGC1000 | - | - | - | RGGC1000 |
| Side runners – Self Clean ready | ● | ● | ● | ● | ● |
| Island Trim | ● | - | ● | ● | ● |
| Optional accessories | | | | | |
| 12" Backguard | RBGAG1236 | - | RBGDF1230 | RBGDF1236 | RBGDF1236 |
| 20" Backguard | RBGAG2036 | - | RBGDF2030 | RBGDF2036 | RBGDF2036 |
| Range Wok Ring | RWR1000 | - | RWR1000 | RWR1000 | RWR1000 |

| Model number | HR 1936-2 | HR 1954-2 | HR 1955-2 | HR 1956-2 | |
|--|-----------|-----------|-----------|-----------|--|
| Standard accessories | | | | | |
| Wire Rack/Telescopic wire rack – Self-clean ready | 2/1 | 3/- | 3/- | 3/- | |
| PerfectClean Universal tray/ PerfectClean Grilling and Roasting insert | 1/1 | 1/1 | 1/1 | 1/1 | |
| FlexiClips – Self Clean ready | - | 2 | 2 | 2 | |
| PerfectClean Perforated Baking tray/Glass tray | 1/- | 1/2 | 1/2 | 1/2 | |
| Griddle-Grill Cover | RGGC1000 | - | RGGC1000 | RGGC1000 | |
| Side runners – Self Clean ready | ● | ● | ● | ● | |
| Island Trim | ● | ● | ● | ● | |
| Optional accessories | | | | | |
| 12" Backguard | RBGDF1236 | RBGDF1248 | RBGDF1248 | RBGDF1248 | |
| 20" Backguard | RBGDF2036 | RBGDF2048 | RBGDF2048 | RBGDF2048 | |
| Range Wok Ring | RWR1000 | RWR1000 | RWR1000 | RWR1000 | |



Rangetop Highlights

Exclusive Features For Gourmet Results

M Pro Infrared Griddle

Experience Miele's precise M Pro infrared griddle, delivering even heat distribution for superior performance. From french toast, pancakes, eggs, fish or steaks, professional results can be achieved in the convenience of your home.



ComfortClean Dishwasher-Safe Grates

When it's time for clean-up, simply place the dishwasher-safe grates in your dishwasher.



M Pro Grill

Grilling has never been easier indoors; achieve perfect, even results with Miele's powerful M Pro grill option.



TrueSimmer Function

Achieving the perfect temperature and even heat for simmering is easy with this function. Whether you are melting chocolate or thickening a sauce, this feature allows for gentle, slow, precise cooking.



Backlit Precision Knobs

This elegant design feature is not only a useful visual cue for a burner-in-use, but also a design element that sets Miele apart. And with QuickStart, there's no need to press or hold the control in order to switch the burners on.



Clean Touch Steel™ Front

Our innovative finish resists fingerprints, scratches and smudges, keeping the exterior cleaner and easier to maintain.

Rangetops

Product Overview



| Model number | KMR 1124 | KMR 1134-1 | KMR 1135-1 (w/ Grill) |
|--|------------------------|------------------------|------------------------|
| Width | 30" | 36" | 36" |
| G/LP | ●/● | ●/● | ●/- |
| Design | | | |
| Precision knobs/Backlit | ●/● | ●/● | ●/● |
| CleanTouch Steel™ front | ● | ● | ● |
| Continuous grate design | ● | ● | ● |
| Cooking zones | | | |
| Number of cooking zones | 4 | 6 | 4 + Grill |
| M Pro dual stacked burner system | ● | ● | ● |
| TrueSimmer function | ● | ● | ● |
| M Pro infrared grill (max. 19,000 BTU) | - | - | ● |
| M Pro infrared griddle (max. 13,000 BTU) | - | - | - |
| Position/Type | Front left | Front left | Front left |
| Burner output | max. 19,500 BTU | max. 19,500 BTU | max. 19,500 BTU |
| Position/Type | Rear left | Rear left | Rear left |
| Burner output | max. 12,500 BTU | max. 12,500 BTU | max. 12,500 BTU |
| Position/Type | Front right | Front right | Front right |
| Burner output | max. 19,500 BTU | max. 19,500 BTU | max. 19,500 BTU |
| Position/Type | Rear right | Rear right | Rear right |
| Burner output | max. 19,500 BTU | max. 13,600 BTU | max. 13,600 BTU |
| Position/Type | -/- | Front center | Center/M Pro grill |
| Burner output | - | max. 19,500 BTU | max. 19,000 BTU |
| Position/Type | -/- | Rear center | -/- |
| Burner output | - | max. 13,600 BTU | - |
| Position/Type | -/- | -/- | -/- |
| Burner output | - | - | - |
| Position/Type | -/- | -/- | -/- |
| Burner output | - | - | - |
| Convenience features | | | |
| QuickStart (fast ignition) | ● | ● | ● |
| ComfortClean dishwasher-safe grates | ● | ● | ● |
| Safety | | | |
| Re-ignition | ● | ● | ● |
| Technical data | | | |
| Appliance dimensions in inches (W x H x D) | 30" x 7 1/2" x 26 1/2" | 36" x 7 1/2" x 26 1/2" | 36" x 7 1/2" x 26 1/2" |
| Electrical requirements | 120 V, 60 Hz, 10 Amps | 120 V, 60 Hz, 10 Amps | 120 V, 60 Hz, 10 Amps |
| Plug type | NEMA 5 – 15 plug | NEMA 5 – 15 plug | NEMA 5 – 15 plug |
| Standard accessories | | | |
| Island Trim | ● | ● | ● |
| Griddle-Grill Cover | - | - | RGGC1000 |
| Optional accessories | | | |
| 12" Backguard | RBGDF1230 | RBGDF1236 | RBGDF1236 |
| 20" Backguard | RBGDF2030 | RBGDF2036 | RBGDF2036 |
| Range Wok Ring | RWR1000 | RWR1000 | RWR1000 |
| UMRP & MAP/Retail pricing | \$3,499/\$3,699 | \$4,299/\$4,499 | \$4,699/\$4,899 |
| Material Number | | | |
| Natural Gas/Liquid Propane | 09812420/09812430 | 10833810/10833820 | 10833830/- |

*LP BTU output slightly different than listed NG BTU output.

Rangetops

Product Overview



| Model number | KMR 1136-1 (w/ Griddle) | KMR 1354-1 | KMR 1355-1 (w/ Grill) |
|--|-------------------------|------------------------|-------------------------|
| Width | 36" | 48" | 48" |
| G/LP | ●/● | ●/● | ●/- |
| Design | | | |
| Precision knobs/Backlit | ●/● | ●/● | ●/● |
| CleanTouch Steel™ front | ● | ● | ● |
| Continuous grate design | ● | ● | ● |
| Cooking zones | | | |
| Number of cooking zones | 4 + Griddle | 8 | 6 + Grill |
| M Pro dual stacked burner system | ● | ● | ● |
| TrueSimmer function | ● | ● | ● |
| M Pro infrared grill (max. 19,000 BTU) | - | - | ● |
| M Pro infrared griddle (max. 13,000 BTU) | ● | - | - |
| Position/Type | Front left | Front left | Front left |
| Burner output | max. 19,500 BTU | max. 19,500 BTU | max. 19,500 BTU |
| Position/Type | Rear left | Rear left | Rear left |
| Burner output | max. 12,500 BTU | max. 10,000 BTU | max. 10,000 BTU |
| Position/Type | Front right | Front right | Front right |
| Burner output | max. 19,500 BTU | max. 19,500 BTU | max. 19,500 BTU |
| Position/Type | Rear right | Rear right | Rear right |
| Burner output | max. 13,600 BTU | max. 10,000 BTU | max. 10,000 BTU |
| Position/Type | Center/M Pro grill | Front left center | Left center/M Pro grill |
| Burner output | max. 13,000 BTU | max. 19,500 BTU | max. 19,000 BTU |
| Position/Type | -/- | Rear left center | Front right center |
| Burner output | - | max. 13,600 BTU | max. 19,500 BTU |
| Position/Type | -/- | Front right center | Rear right center |
| Burner output | - | max. 19,500 BTU | max. 13,600 BTU |
| Position/Type | -/- | Rear right center | -/- |
| Burner output | - | max. 13,600 BTU | - |
| Convenience features | | | |
| QuickStart (fast ignition) | ● | ● | ● |
| ComfortClean dishwasher-safe grates | ● | ● | ● |
| Safety | | | |
| Re-ignition | ● | ● | ● |
| Technical data | | | |
| Appliance dimensions in inches (W x H x D) | 36" x 7 1/2" x 26 1/2" | 48" x 7 1/2" x 26 1/2" | 48" x 7 1/2" x 26 1/2" |
| Electrical requirements | 120 V, 60 Hz, 10 Amps | 120 V, 60 Hz, 10 Amps | 120 V, 60 Hz, 10 Amps |
| Plug type | NEMA 5 – 15 plug | NEMA 5 – 15 plug | NEMA 5 – 15 plug |
| Standard accessories | | | |
| Island Trim | ● | ● | ● |
| Griddle-Grill Cover | RGGC1000 | - | RGGC1000 |
| Optional accessories | | | |
| 12" Backguard | RBGDF1236 | RBGDF1248 | RBGDF1248 |
| 20" Backguard | RBGDF2036 | RBGDF2048 | RBGDF2048 |
| Range Wok Ring | RWR1000 | RWR1000 | RWR1000 |
| UMRP & MAP/Retail pricing | \$4,699/\$4,899 | \$5,199/\$5,399 | \$5,499/\$5,699 |
| Material Number | | | |
| Natural Gas/ Liquid Propane | 10833840/10833850 | 10833860/10833870 | 10833880/- |

*LP BTU output slightly different than listed NG BTU output.

Rangetops

Product Overview



| | |
|--|------------------------------------|
| Model number | KMR 1356-1 (w/ Griddle) |
| Width | 48" |
| G/LP | ●/● |
| Design | |
| Precision knobs/Backlit | ●/● |
| CleanTouch Steel™ front | ● |
| Continuous grate design | ● |
| Cooking zones | |
| Number of cooking zones | 6 + Griddle |
| M Pro dual stacked burner system | ● |
| TrueSimmer function | ● |
| M Pro infrared grill (max. 19,000 BTU) | – |
| M Pro infrared griddle (max. 13,000 BTU) | ● |
| Position/Type | Front left |
| Burner output | max. 19,500 BTU |
| Position/Type | Rear left |
| Burner output | max. 10,000 BTU |
| Position/Type | Front right |
| Burner output | max. 19,500 BTU |
| Position/Type | Rear right |
| Burner output | max. 10,000 BTU |
| Position/Type | Left center/M Pro infrared griddle |
| Burner output | max. 13,000 BTU |
| Position/Type | Front right center |
| Burner output | max. 19,500 BTU |
| Position/Type | Rear right center |
| Burner output | max. 13,600 BTU |
| Position/Type | –/– |
| Burner output | – |
| Convenience features | |
| QuickStart (fast ignition) | ● |
| ComfortClean dishwasher-safe grates | ● |
| Safety | |
| Re-ignition | ● |
| Technical data | |
| Appliance dimensions in inches (W x H x D) | 48" x 7 1/2" x 26 1/2" |
| Electrical requirements | 120 V, 60 Hz, 10 Amps |
| Plug type | NEMA 5 – 15 plug |
| Standard accessories | |
| Island Trim | ● |
| Griddle-Grill Cover | RGGC1000 |
| Optional accessories | |
| 12" Backguard | RBGDF1248 |
| 20" Backguard | RBGDF2048 |
| Range Wok Ring | RWR1000 |
| UMRP & MAP/Retail pricing | \$5,499/\$5,699 |
| Material Number | |
| Natural Gas/ Liquid Propane | 10833890/10833900 |

*LP BTU output slightly different than listed NG BTU output.

Miele



Miele



Miele

Range Hood Highlights

Exclusive Features For Gourmet Results

Dishwasher-Safe Stainless Steel Baffle Filters

Miele's high-quality stainless steel Baffle filters are extremely efficient in extracting steam and odors and capturing grease, all while handling the high power of the Blower. These Baffle filters are also very easy to maintain as they are dishwasher-safe and spring back into place.



LED ClearView Lighting

Specially developed for Miele Range Hoods, LED lighting shines a more natural light to highlight the pure color and texture of your food, but also saves energy. This long lasting LED lighting is tested to last the 20 year life cycle of your hood.

Recessed Knob Controls

Intuitive and easy-to-use hidden hood controls make operation effortless.

Auto-Vent Safety Sensor

A safety device which activates the hood's intensive setting when the exhaust temperature exceeds a certain temperature.

Miele CleanCover

Miele's unique CleanCover, a smooth liner inside the canopy, prevents exposure to live components, cables and sharp edges.

Handcrafted in Germany

Know-how and craftsmanship: our entire expert knowledge is poured into each and every ventilation hood, from development to the finished product.

Range Hoods

Product Overview



| Model number | DAR 1220 | DAR 1230 | DAR 1250 |
|---|------------------------|------------------------|------------------------|
| Installation | | | |
| Width | 30" | 36" | 48" |
| Range Wall Hood/Range Insert Hood | ●/– | ●/– | ●/– |
| Venting type | | | |
| Vented/Recirculating | ●/● | ●/● | ●/– |
| User convenience | | | |
| Recessed knob controls | ● | ● | ● |
| Fan speeds (incl. intensive) | 4 | 4 | 4 |
| Hood interior with CleanCover | ● | ● | ● |
| Dishwasher-safe grease collecting tray | ● | ● | ● |
| Auto-vent safety sensor | ● | ● | ● |
| Filter system | | | |
| Dishwasher-safe stainless steel baffle filters | 2 | 3 | 4 |
| Lighting | | | |
| LED ClearView lighting | ● | ● | ● |
| Number x W | 2 x 2 W | 3 x 2 W | 4 x 2 W |
| Technical data | | | |
| Canopy dimensions in inches (W x H x D) | 30" x 18" x 24 1/16" | 36" x 18" x 24 1/16" | 48" x 18" x 24 1/16" |
| Electrical requirements | 120 V, 60 Hz, 15 Amps | 120 V, 60 Hz, 15 Amps | 120 V, 60 Hz, 15 Amps |
| Plug type | NEMA 5-15 plus | NEMA 5-15 plus | NEMA 5-15 plus |
| Installation notes | | | |
| Vent connection top | ● | ● | ● |
| DRIB XL 700 CFM internal blower – sold separately Diameter of ducting in inches (mm) – 8" (200 mm) | ● | ● | – |
| DRIB XXL 1100 CFM internal blower – sold separately Diameter of ducting in inches (mm) – 10" (250 mm) | – | ● | ● |
| DREB XL 700 CFM external blower – sold separately Diameter of ducting in inches (mm) – 8" (200 mm) | ● | ● | – |
| DREB XXL 1100 CFM external blower – sold separately Diameter of ducting in inches (mm) – 10" (250 mm) | – | ● | ● |
| Standard accessories | | | |
| Non-return flap | ● | ● | ● |
| Optional accessories | | | |
| 6" Duct cover | DRDC 3006 | DRDC 3606 | DRDC 4806 |
| 12" Duct cover | DRDC 3012 | DRDC 3612 | DRDC 4812 |
| 18" Duct cover | DRDC 3018 | DRDC 3618 | DRDC 4818 |
| 24" Duct cover | DRDC 3024 | DRDC 3624 | DRDC 4824 |
| Recirculating kit | DRUU 30* | DRUU 36* | – |
| OdorFree charcoal filter | DKF 23-1 | DKF 24-1 | – |
| Backsplash | RBS30 | RBS36 | RBS48 |
| UMRP & MAP/Retail pricing | \$2,199/\$2,299 | \$2,299/\$2,399 | \$2,499/\$2,599 |
| Material number | | | |
| Badged | 09753400 | 09753410 | 09753430 |
| Unbadged | 10154850 | 10154860 | 10154870 |

Range Hoods

Product Overview



| | |
|---|------------------------|
| Model number | DAR 1260 |
| Installation | |
| Width | 60" |
| Range Wall Hood/Range Insert Hood | ●/– |
| Venting type | |
| Vented/Recirculating | ●/– |
| User convenience | |
| Recessed knob controls | ● |
| Fan speeds (incl. intensive) | 4 |
| Hood interior with CleanCover | ● |
| Dishwasher-safe grease collecting tray | ● |
| Auto-vent safety sensor | ● |
| Filter system | |
| Dishwasher-safe stainless steel baffle filters | 4 |
| Lighting | |
| LED ClearView lighting | ● |
| Number x W | 4 x 2 W |
| Technical data | |
| Canopy dimensions in inches (W x H x D) | 60" x 18" x 24 1/16" |
| Electrical requirements | 120 V, 60 Hz, 15 Amps |
| Plug type | NEMA 5-15 plus |
| Installation notes | |
| Vent connection top | ● |
| DRIB XL 700 CFM internal blower – sold separately Diameter of ducting in inches (mm) – 8" (200 mm) | – |
| DRIB XXL 1100 CFM internal blower – sold separately Diameter of ducting in inches (mm) – 10" (250 mm) | ● |
| DREB XL 700 CFM external blower – sold separately Diameter of ducting in inches (mm) – 8" (200 mm) | – |
| DREB XXL 1100 CFM external blower – sold separately Diameter of ducting in inches (mm) – 10" (250 mm) | ● |
| Standard accessories | |
| Non-return flap | ● |
| Optional accessories | |
| 6" Duct cover | DRDC 6006 |
| 12" Duct cover | DRDC 6012 |
| 18" Duct cover | DRDC 6018 |
| 24" Duct cover | DRDC 6024 |
| Recirculating kit | – |
| OdorFree charcoal filter | – |
| Backsplash | – |
| UMRP & MAP/Retail pricing | \$2,899/\$2,999 |
| Material number | |
| Badged | 10395290 |
| Unbadged | – |

Range Hoods

Product Overview



| Model number | DAR 1120 | DAR 1130 | DAR 1150 |
|---|---------------------------------|----------------------------------|---------------------------------|
| Installation | | | |
| Width | approx. 30" | approx. 36" | approx. 48" |
| Range Wall Hood/Range Insert Hood | -/● | -/● | -/● |
| Venting type | | | |
| Vented/Recirculating | ●/- | ●/- | ●/- |
| User convenience | | | |
| Recessed knob controls | ● | ● | ● |
| Fan speeds (incl. intensive) | 4 | 4 | 4 |
| Hood interior with CleanCover | ● | ● | ● |
| Dishwasher-safe grease collecting tray | ● | ● | ● |
| Auto-vent safety sensor | ● | ● | ● |
| Filter system | | | |
| Dishwasher-safe stainless steel baffle filters | 2 | 3 | 4 |
| Lighting | | | |
| LED ClearView lighting | ● | ● | ● |
| Number x W | 2 x 2 W | 3 x 2 W | 4 x 2 W |
| Technical data | | | |
| Canopy dimensions in inches (W x H x D) | 27 1/2" x 17 11/16" x 22 13/16" | 33 7/16" x 17 11/16" x 22 13/16" | 45 1/2" x 17 11/16" x 22 13/16" |
| Electrical requirements | 120 V, 60 Hz, 15 Amps | 120 V, 60 Hz, 15 Amps | 120 V, 60 Hz, 15 Amps |
| Plug type | NEMA 5-15 plus | NEMA 5-15 plus | NEMA 5-15 plus |
| Installation notes | | | |
| Vent connection top | ● | ● | ● |
| DRIB XL 700 CFM internal blower – sold separately Diameter of ducting in inches (mm) – 8" (200 mm) | ● | ● | - |
| DRIB XXL 1100 CFM internal blower – sold separately Diameter of ducting in inches (mm) – 10" (250 mm) | - | ● | ● |
| DREB XL 700 CFM external blower – sold separately Diameter of ducting in inches (mm) – 8" (200 mm) | ● | ● | - |
| DREB XXL 1100 CFM external blower – sold separately Diameter of ducting in inches (mm) – 10" (250 mm) | - | ● | ● |
| Standard accessories | | | |
| Non-return flap | ● | ● | ● |
| Optional accessories | | | |
| 6" Duct cover | - | - | - |
| 12" Duct cover | - | - | - |
| 18" Duct cover | - | - | - |
| 24" Duct cover | - | - | - |
| Recirculating kit | - | - | - |
| OdorFree charcoal filter | - | - | - |
| Backsplash | RBS30 | RBS36 | RBS48 |
| UMRP & MAP/Retail pricing | \$1,499/\$1,599 | \$1,599/\$1,699 | \$1,699/\$1,799 |
| Material number | 09753460 | 09753480 | 09753510 |



Range Accessories

Product Overview



PerfectClean Universal Tray HUBB 30-1

With PerfectClean finish

- Ideal for multi-purpose baking
- Use as a drip tray for meat juices/fat as a result from roasting and grilling
- To be used together with the grilling and roasting inserts when roasting
- For positioning on the wire rack
- For all Ranges

Material Number: 09811950
UMRP/MAP: \$119
Retail Pricing: \$119



PerfectClean Perforated Baking Tray HBBL 71

With PerfectClean finish

- For crispy cakes, biscuits, pastries, breads, rolls, french fries and pizza with a crust
- Also for baking - particularly in Moisture Plus mode
- For positioning on the wire rack
- For all Ranges

Material Number: 09520620
UMRP/MAP: \$99
Retail Pricing: \$99



PerfectClean Grilling and Roasting Insert - HGBB 30-1

With PerfectClean finish

- Meat juices or grease do not burn onto the surface; good for delicious sauce
- For positioning on top of the PerfectClean Universal Tray
- For all Ranges

Material Number: 09811960
UMRP/MAP: \$99
Retail Pricing: \$99

48" Range - M Touch Speed Oven Accessories




Glass Tray HGS100

Ideal for bakes, gratins and cakes

- Faster and more even baking results than on a baking tray
- Enables continuous monitoring of baking process
- For Speed Ovens

Material Number: 04317620
UMRP/MAP: \$149
Retail Pricing: \$149




Wire Rack

- For positioning into side runners
- For Speed Ovens

Material Number: 06881872
UMRP/MAP: \$79
Retail Pricing: \$79

Range Accessories

Product Overview



Wire Rack - Self Clean Ready HBBR 30-2


Self Clean ready

- For positioning into side runners
- For all 30" Ranges

Material Number: 09811970

UMRP/MAP: \$149

Retail Pricing: \$149



Wire Rack - Self Clean Ready HBBR 36-2


Self Clean ready

- For positioning into side runners
- For all 36" Ranges

Material Number: 09858830

UMRP/MAP: \$149

Retail Pricing: \$149



Wire Rack - Self Clean Ready HBB 48-2

Self Clean ready

- For positioning into side runners
- For all 48" Ranges

Material Number: 09858840

UMRP/MAP: \$149

Retail Pricing: \$149



Telescopic Wire Rack - Self Clean Ready HFCBBR 30-2

Self Clean ready

- Simple to attach to side runners
- Convenient access to oven inserts and racks on every single level through easy gliding
- Telescopic racks are connected to wire rack
- For all 30" Ranges

Material Number: 09811980

UMRP/MAP: \$259

Retail Pricing: \$259



Telescopic Wire Rack - Self Clean Ready HFCBBR 36-2

Self Clean ready

- Simple to attach to side runners
- Convenient access to oven inserts and racks on every single level through easy gliding
- Telescopic racks are connected to wire rack
- For all 36" Ranges

Material Number: 09858850

UMRP/MAP: \$259

Retail Pricing: \$259



FlexiClips - Self Clean Ready HFC 92

Self Clean ready

- Convenient access to oven inserts and racks on every single level through easy gliding
- Only telescopic runners
- For all 48" Ranges

Material Number: 09520710

UMRP/MAP: \$199

Retail Pricing: \$199

Range Accessories

Product Overview



Cutting Board DGSB 2

- For steam cooking containers
- With 2 rack levels, e.g. for steam cooking containers
 - Made from oiled beech wood with excellent non-slip silicone feet
 - With a wide, easy-to-clean juice groove

Material Number: 09120970
UMRP/MAP: \$130
Retail Pricing: \$130



Induction-ready Gourmet Casserole HUB 62-22

- For ovens, combi-steam ovens and induction cooktops
- Made from die-cast aluminum with high-quality non-sticking coating
 - Casserole lid can be ordered separately
 - Dimensions in W x D x H: 16.6" x 10.1" x 3.4"

Material Number: 10314280
UMRP/MAP: \$229
Retail Pricing: \$229



Induction-ready Gourmet Casserole HUB 62-35

- For ovens and combi-steam ovens
- Made from die-cast aluminum with high-quality non-sticking coating
 - Casserole lid can be ordered separately
 - Dimensions in W x D x H: 16.6" x 14.8" x 3.4"

Material Number: 10314300
UMRP/MAP: \$269
Retail Pricing: \$269



Induction-ready Gourmet Casserole HUB 5001-XL

- For ovens and combi-steam ovens
- Made from die-cast aluminum with high-quality non-sticking coating
 - Casserole lid can be ordered separately
- Dimensions in W x D x H: 17.6" x 15.2" x 3.4"

Material Number: 10314310
UMRP/MAP: \$269
Retail Pricing: \$269



Gourmet Casserole Dish Lid HBD 60-22

- For Miele casserole dishes HUB 62-22
- Not supplied with casserole dishes
 - Made from high-quality stainless steel
 - Not suitable for Speed Ovens or when grilling

Material Number: 05136950
UMRP/MAP: \$99
Retail Pricing: \$99



Larger Gourmet Casserole Dish Lid HBD 60-35

- For Miele HUB 62-35 and HUB 5001-XL casserole dishes
- Not supplied with casserole dishes
 - Made from high-quality stainless steel
 - Not suitable for Speed Ovens or when grilling

Material Number: 05136960
UMRP/MAP: \$119
Retail Pricing: \$119

Range / Rangetop Accessories

Product Overview



**12" Backguard 30" All Gas
RBGAG1230**

For the combination with a All Gas Range

- Suitable for 30" All Gas Ranges
- 12" high and 30" wide
- Made from high-quality brushed stainless steel

Material Number: 09908710
UMRP/MAP: \$279
Retail Pricing: \$279




**12" Backguard 36" All Gas
RBGAG1236**

For the combination with a All Gas Range

- Suitable for 36" All Gas Ranges
- 12" high and 36" wide
- Made from high-quality brushed stainless steel

Material Number: 09908730
UMRP/MAP: \$299
Retail Pricing: \$299



**20" Backguard 30" All Gas
RBGAG2030**

For the combination with a All Gas Range

- Suitable for 30" All Gas Ranges
- 20" high and 30" wide
- Made from high-quality brushed stainless steel

Material Number: 09908740
UMRP/MAP: \$329
Retail Pricing: \$329



**20" Backguard 36" All Gas
RBGAG2036**

For the combination with a All Gas Range

- Suitable for 36" All Gas Ranges
- 20" high and 36" wide
- Made from high-quality brushed stainless steel

Material Number: 09908750
UMRP/MAP: \$349
Retail Pricing: \$349



**12" Backguard 30" Dual Fuel/Rangetop
RBGDF1230**

For the combination with a Dual Fuel Range or Rangetop

- Suitable for 30" Dual Fuel Ranges or Rangetops
- 12" high and 30" wide
- Made from high-quality brushed stainless steel

Material Number: 09908760
UMRP/MAP: \$279
Retail Pricing: \$279



**12" Backguard 36" Dual Fuel/Rangetop
RBGDF1236**

For the combination with a Dual Fuel Range or Rangetop

- Suitable for 36" Dual Fuel Ranges or Rangetops
- 12" high and 36" wide
- Made from high-quality brushed stainless steel

Material Number: 09908770
UMRP/MAP: \$299
Retail Pricing: \$299



**12" Backguard 48" Dual Fuel/Rangetop
RBGDF1248**

For the combination with a Dual Fuel Range or Rangetop

- Suitable for 48" Dual Fuel Ranges
- 12" high and 48" wide
- Made from high-quality brushed stainless steel

Material Number: 09908790
UMRP/MAP: \$339
Retail Pricing: \$339



**20" Backguard 30" Dual Fuel/Rangetop
RBGDF2030**

For the combination with a Dual Fuel Range or Rangetop

- Suitable for 30" Dual Fuel Ranges or Rangetops
- 20" high and 30" wide
- Made from high-quality brushed stainless steel

Material Number: 09908860
UMRP/MAP: \$329
Retail Pricing: \$329



**20" Backguard 36" Dual Fuel/Rangetop
RBGDF2036**

For the combination with a Dual Fuel Range or Rangetop

- Suitable for 36" Dual Fuel Ranges or Rangetops
- 20" high and 36" wide
- Made from high-quality brushed stainless steel

Material Number: 09908900
UMRP/MAP: \$349
Retail Pricing: \$349

Range / Rangetop Accessories

Product Overview



20" Backguard 48" Dual Fuel/Rangetop RBGDF2048

- For the combination with a Dual Fuel Range or Rangetop
- Suitable for 48" Dual Fuel Ranges or Rangetops
 - 20" high and 48" wide
 - Made from high-quality brushed stainless steel

Material Number: 09908910
 UMRP/MAP: \$389
 Retail Pricing: \$389



Backsplash (30" width) RBS30

- For the combination with a Dual Fuel Range Hood and a Range/Rangetop
- Flat stainless-steel panel to protect the wall between Range Hood and Range/Rangetop
 - Suitable for 30" Range/Rangetops
 - 40" high and 30" wide
 - Made from high-quality brushed stainless steel

Material Number: 09908930
 UMRP/MAP: \$199
 Retail Pricing: \$199



Backsplash (36" width) RBS36

- For the combination with a Range Hood and a Range/Rangetop
- Flat stainless-steel panel to protect the wall between Range Hood and Range/Rangetop
 - Suitable for 36" Range/Rangetops
 - 40" high and 36" wide
 - Made from high-quality brushed stainless steel

Material Number: 09909090
 UMRP/MAP: \$249
 Retail Pricing: \$249



Backsplash (48" width) RBS48

- For the combination with a Range Hood and a Range/Rangetop
- Flat stainless-steel panel to protect the wall between Range Hood and Range/Rangetop
 - Suitable for 48" Range/Rangetops
 - 40" high and 48" wide
 - Made from high-quality brushed stainless steel

Material Number: 09909100
 UMRP/MAP: \$299
 Retail Pricing: \$299



Griddle-Grill Cover RGGC1000

- For Ranges and Rangetops
- To cover grill/griddle
 - For covering the burners on the left and right side when using the grill or griddle
 - For a uniform and uncluttered look and for protection against grease splashes
 - Made from high-quality brushed stainless steel
 - Easy to clean with Miele's stainless steel cleaner

Material Number: 09974610
 UMRP/MAP: \$199
 Retail Pricing: \$199



Wok Ring RWR1000

- For Ranges and Rangetops
- Made from high-quality, mat black enamelled cast iron
 - For securely resting woks
 - Dishwasher-safe

Material Number: 09974600
 UMRP/MAP: \$89
 Retail Pricing: \$89

Range Wall / Insert Hood Accessories

Product Overview



6" Duct Cover (30" width) DRDC3006

For concealing the ducting and for adjusting the height to the wall unit

- Suitable for DAR 1220 Range Wall Hood
- 6" high and 30" wide
- Made from high-quality brushed stainless steel
- Can be combined with all other 30" wide Duct Covers

Material Number: 09764550
UMRP/MAP: \$369
Retail Pricing: \$369



12" Duct Cover (30" width) DRDC3012

For concealing the ducting and for adjusting the height to the wall unit

- Suitable for DAR 1220 Range Wall Hood
- 12" high and 30" wide
- Made from high-quality brushed stainless steel
- Can be combined with all other 30" wide Duct Covers

Material Number: 09764560
UMRP/MAP: \$389
Retail Pricing: \$389



18" Duct Cover (30" width) DRDC3018

For concealing the ducting and for adjusting the height to the wall unit

- Suitable for DAR 1220 Range Wall Hood
- 18" high and 30" wide
- Made from high-quality brushed stainless steel
- Can be combined with all other 30" wide Duct Covers

Material Number: 09764570
UMRP/MAP: \$409
Retail Pricing: \$409



24" Duct Cover (30" width) DRDC3024

For concealing the ducting and for adjusting the height to the wall unit

- Suitable for DAR 1220 Range Wall Hood
- 24" high and 30" wide
- Made from high-quality brushed stainless steel
- Can be combined with all other 30" wide Duct Covers

Material Number: 09764590
UMRP/MAP: \$459
Retail Pricing: \$459



6" Duct Cover (36" width) DRDC3606

For concealing the ducting and for adjusting the height to the wall unit

- Suitable for DAR 1230 Range Wall Hood
- 6" high and 36" wide
- Made from high-quality brushed stainless steel
- Can be combined with all other 36" wide Duct Covers

Material Number: 09764610
UMRP/MAP: \$369
Retail Pricing: \$369



12" Duct Cover (36" width) DRDC3612

For concealing the ducting and for adjusting the height to the wall unit

- Suitable for DAR 1230 Range Wall Hood
- 12" high and 36" wide
- Made from high-quality brushed stainless steel
- Can be combined with all other 36" wide Duct Covers

Material Number: 09764630
UMRP/MAP: \$389
Retail Pricing: \$389



18" Duct Cover (36" width) DRDC3618

For concealing the ducting and for adjusting the height to the wall unit

- Suitable for DAR 1230 Range Wall Hood
- 18" high and 36" wide
- Made from high-quality brushed stainless steel
- Can be combined with all other 36" wide Duct Covers

Material Number: 09764640
UMRP/MAP: \$409
Retail Pricing: \$409



24" Duct Cover (36" width) DRDC3624

For concealing the ducting and for adjusting the height to the wall unit

- Suitable for DAR 1250 Range Wall Hood
- 24" high and 36" wide
- Made from high-quality brushed stainless steel
- Can be combined with all other 36" wide Duct Covers

Material Number: 09764660
UMRP/MAP: \$459
Retail Pricing: \$459



6" Duct Cover (48" width) DRDC4806

For concealing the ducting and for adjusting the height to the wall unit

- Suitable for DAR 1250 Range Wall Hood
- 6" high and 48" wide
- Made from high-quality brushed stainless steel
- Can be combined with all other 48" wide Duct Covers

Material Number: 09764650
UMRP/MAP: \$369
Retail Pricing: \$369

Range Wall / Insert Hood Accessories

Product Overview



**12" Duct Cover (48" width)
DRDC4812**

For concealing the ducting and for adjusting the height to the wall unit

- Suitable for DAR 1250 Range Wall Hood
- 12" high and 48" wide
- Made from high-quality brushed stainless steel
- Can be combined with all other 48" wide Duct Covers

Material Number: 09764670
UMRP/MAP: \$389
Retail Pricing: \$389



**18" Duct Cover (48" width)
DRDC4818**

For concealing the ducting and for adjusting the height to the wall unit

- Suitable for DAR 1250 Range Wall Hood
- 18" high and 48" wide
- Made from high-quality brushed stainless steel
- Can be combined with all other 48" wide Duct Covers

Material Number: 09764680
UMRP/MAP: \$409
Retail Pricing: \$409



**24" Duct Cover (48" width)
DRDC4824**

For concealing the ducting and for adjusting the height to the wall unit

- Suitable for DAR 1250 Range Wall Hood
- 24" high and 48" wide
- Made from high-quality brushed stainless steel
- Can be combined with all other 48" wide Duct Covers

Material Number: 09764690
UMRP/MAP: \$459
Retail Pricing: \$459



**6" Duct Cover (60" width)
DRDC 6006**

For concealing the ducting and for adjusting the height to the wall unit

- Suitable for DAR 1260 Range Wall Hood
- 6" high and 60" wide
- Made from high-quality brushed stainless steel
- Can be combined with all other 48" wide Duct Covers

Material Number: 10533560
UMRP/MAP: \$369
Retail Pricing: \$369



**12" Duct Cover (60" width)
DRDC 6012**

For concealing the ducting and for adjusting the height to the wall unit

- Suitable for DAR 1260 Range Wall Hood
- 12" high and 60" wide
- Made from high-quality brushed stainless steel
- Can be combined with all other 48" wide Duct Covers

Material Number: 10533570
UMRP/MAP: \$389
Retail Pricing: \$389



**18" Duct Cover (60" width)
DRDC 6018**

For concealing the ducting and for adjusting the height to the wall unit

- Suitable for DAR 1260 Range Wall Hood
- 18" high and 60" wide
- Made from high-quality brushed stainless steel
- Can be combined with all other 48" wide Duct Covers

Material Number: 10533580
UMRP/MAP: \$409
Retail Pricing: \$409



**24" Duct Cover (60" Width)
DRDC 6024**

For concealing the ducting and for adjusting the height to the wall unit

- Suitable for DAR 1260 Range Wall Hood
- 24" high and 60" wide
- Made from high-quality brushed stainless steel
- Can be combined with all other 48" wide Duct Covers


Material Number: 10533590
UMRP/MAP: \$459
Retail Pricing: \$459



**700 CFM Internal Blower
DRIB XL**

- Internal blower
- Suitable for DAR 1220 and DAR 1230 as well as DAR 1120 and DAR 1130 Range Hood
 - XL Blower with output of 700 CFM
 - Required for installed Range Hood appliances with Internal Blower

Material Number: 09764830
UMRP/MAP: \$699
Retail Pricing: \$699



**1100 CFM Internal Blower
DRIB XXL**

- Internal blower
- Suitable for DAR 1230 and DAR 1250 as well as DAR 1130 and DAR 1150 Range Hood
 - XL Blower with output of 1100 CFM
 - Required for installed Range Hood appliances with Internal Blower

Material Number: 09764910
UMRP/MAP: \$749
Retail Pricing: \$749

Range Wall Hood Accessories

Product Overview



700 CFM External Blower DREB XL

External blower

- Suitable for DAR 1220 and DAR 1230 as well as DAR 1120 and DAR 1130 Range Hood
- XL Blower with output of 700 CFM
- Required for installed Range Hood appliances with External Blower

Material Number: 09764930

UMRP/MAP: \$949

Retail Pricing: \$949



1100 CFM External Blower DREB XXL


External blower

- Suitable for DAR 1230 and DAR 1250 as well as DAR 1130 and DAR 1150 Range Hood
- XL Blower with nominal output of 1100 CFM
- Required for installed Range Hood appliances with External Blower

Material Number: 09764940

UMRP/MAP: \$1,049

Retail Pricing: \$1,049



Recirculation Kit (30" width) DRUU30


Kit for conversion of a Range Wall Hood to recirculation mode

- For using the Range Wall Hood in recirculating
- Suitable for DAR 1220 Range Wall Hood
- Set consists of recirculating duct cover, casing for filters and OdorFree charcoal filter
- Simple installation of charcoal filter: installation of casing behind the Baffle filter

Material Number: 09764700

UMRP/MAP: \$489

Retail Pricing: \$489



Recirculation Kit (36" width) DRUU36


Kit for conversion of a Range Wall Hood to recirculation mode

- For using the Range Wall Hood in recirculating
- Suitable for DAR 1230 Range Wall Hood
- Set consists of recirculating duct cover, casing for filters and OdorFree charcoal filter
- Simple installation of charcoal filter: installation of casing behind the Baffle filter

Material Number: 09764750

UMRP/MAP: \$529

Retail Pricing: \$529



Rear-Venting Adapter DRRV 1200

Allows the Range Hood to vent from the rear instead of the top.

- Suitable for all Range Wall Hoods and Range Insert Hoods

Material Number: 10406330

UMRP/MAP: \$199

Retail Pricing: \$199



OdorFree Charcoal Filter DKF 23-1


For Recirculation Kit DRUU30

- Contents: 2 filters

Material Number: 09812040

UMRP/MAP: \$119

Retail Pricing: \$119



OdorFree Charcoal Filter DKF 24-1

For Recirculation Kit DRUU36

- Contents: 3 filters

Material Number: 09812050

UMRP/MAP: \$149

Retail Pricing: \$149



Range Dishwasher Kit

- The panel and handle combination fits any full-size Vi Dishwasher in our assortment and will harmoniously match the design of the Miele Range
- Includes the Miele badge featured on the Range, as well as the ComfortSwivel handle
- Ranges Front GFVi 616/77-1

Material Number: 10008490

UMRP/MAP: \$299

Retail Pricing: \$299



Oven Highlights

Exclusive Features for Gourmet Results

Moisture Plus

Each type of food has its own specific properties. Knowing them and making the most of them is the true art of cooking. In the past, bakers held the monopoly on preparing the perfect bread and rolls. Now you can too, in a Miele oven with Moisture plus. Increasing the humidity in the oven optimizes the cooking of a variety of foods: soft bread with a shiny, appetizing crust; dinner rolls and croissants as if from the local baker; succulent, tender meat with a nicely browned crust, perfect casseroles, delicious pastries and so much more.



Wireless Precision Probe

Exclusive and unique in our M Touch Ovens: 4 measuring points provides correct-to-the-minute information on how long a program has to run. With a wireless connection, the roast probe is extremely safe to use as you can insert it outside of the oven.

MasterChef Plus Automatic Programs

Found in the Gourmet Center, 15 Automatic bread programs bake as if from a bakery, guiding you to the correct mode, temperature, time and integration of Moisture plus to create the perfect bread.

MasterChef Automatic Programs

Found in the Gourmet Center, choose from over 100 easy-to-use programs for items such as baked goods, pizza, turkey and much more making preparation a breeze. Miele will deliver menu options that guide you step-by-step to the desired oven mode and temperature to create the perfect dish.

TwinPower Convection Fans

Two convection fans inside the oven provide rapid heat-up of the oven and optimum hot air distribution. The oven is quickly ready for use.

Telescopic Wire Rack - Self Clean Ready

Flexible and safe: handle dishes with ease as the rack slides easily out of the oven. Telescopic wire rack is also Self Clean ready, making clean-up a breeze.

Ovens

Product Overview



| Model number | H 6281 BP | H 6180 BP | H 6280 BP |
|---|-------------------------------|-------------------------------|-------------------------------|
| Built-in | | | |
| Width | 30" (76 cm) | 30" (76 cm) | 30" (76 cm) |
| Design | | | |
| PureLine/ContourLine | ●/- | -/● | ●/- |
| Silhouette handle/Comfort handle/ComfortSwivel handle | ●/-/- | -/●/- | ●/-/- |
| Controls | DirectSelect | DirectSelect | DirectSelect |
| Convenience features | | | |
| Precise electronic temperature control | 85 – 570°F | 85 – 570°F | 85 – 570°F |
| Wireless Precision Probe/Roast probe | -/- | -/- | -/- |
| Crisp function | - | - | - |
| Operating modes | | | |
| Convection Bake/Intensive/Gentle Bake/Defrost | ●/●/●/● | ●/●/●/● | ●/●/●/● |
| Surround/Bake/Maxi Broil/Convection Broil | ●/●/-/● | ●/●/-/● | ●/●/-/● |
| Moisture plus (plumbed only) | - | - | - |
| MasterChef Plus automatic programs | - | - | - |
| MasterChef automatic programs | - | - | - |
| Convection Roast/Surround Roast/Broil/Browning | -/-/-/- | -/-/-/- | -/-/-/- |
| Slow Roasting/AutoRoast/Sabbath Program | -/-/- | -/-/- | -/-/- |
| User convenience | | | |
| Timed steam bursts programmable | - | - | - |
| Time display/Date display | ●/- | ●/- | ●/- |
| Timer/Time saver (in the event of power failure) | ●/200 hours | ●/200 hours | ●/200 hours |
| Delay start/Automatic shut off | ●/● | ●/● | ●/● |
| Current temperature display/Default temperatures | ●/● | ●/● | ●/● |
| Favorites/Individual settings | -/● | -/● | -/● |
| Door | | | |
| CleanGlass door/Door contact switch | ●/● | ●/● | ●/● |
| Soft Open/Soft Close | ●/● | ●/● | ●/● |
| Cavity | | | |
| TwinPower Convection fans | ● | ● | ● |
| Number of shelf levels/Embossed numbers | 6/● | 6/● | 6/● |
| Number of halogen lights | 2 | 2 | 2 |
| Cleaning convenience | | | |
| Clean Touch Steel™ front | ● | ● | ● |
| PerfectClean enamel interior | - | - | - |
| Self Clean oven | ● | ● | ● |
| Catalyzer heated/Unheated | -/● | -/● | -/● |
| Efficiency and sustainability | | | |
| Residual heat utilization/Rapid Pre-Heat | -/● | -/● | -/● |
| Safety | | | |
| Cool-touch front | ● | ● | ● |
| Safety shut-off/Child-safety lock | ●/● | ●/● | ●/● |
| Technical data | | | |
| Appliance dimensions in inches (W x H x D) | 29 13/16" x 28 5/8" x 24 5/8" | 29 13/16" x 28 5/8" x 24 5/8" | 29 13/16" x 28 5/8" x 24 5/8" |
| Electrical requirements | 208/240 V, 60 Hz, 30 Amps | 208/240 V, 60 Hz, 30 Amps | 208/240 V, 60 Hz, 30 Amps |
| Plug type | NEMA 14-30 plug | NEMA 14-30 plug | NEMA 14-30 plug |
| Water connection requirements | - | - | - |
| Hose connection | - | - | - |
| Standard accessories | | | |
| Wire rack with PerfectClean/Self-clean ready | 1/- | -/1 | -/1 |
| Telescopic wire rack – Self-clean ready | - | 1 | 1 |
| Side runners with PerfectClean/Self-clean ready | ●/- | -/● | -/● |
| PerfectClean Baking tray/PerfectClean Universal tray | 1/- | -/1 | -/1 |
| PerfectClean Perforated Baking tray | - | - | - |
| PerfectClean Grilling and Roasting Insert | - | - | - |
| UMRP & MAP/Retail pricing | \$2,999/\$3,199 | \$3,999/\$4,199 | \$3,999/\$4,199 |
| Material number | | | |
| Clean Touch Steel™ | 10773320 | 09769420 | 09769440 |
| Brilliant White | - | - | 09863740 |
| Obsidian Black | - | - | 09863620 |
| Graphite Grey | - | - | - |

Ovens

Product Overview



| Model number | H 6560 B | H 6560 BP | H 6580 BP |
|---|--|--|--|
| Built-in | | | |
| Width | 24" (60 cm) | 24" (60 cm) | 30" (76 cm) |
| Design | | | |
| PureLine/ContourLine | -/● | -/● | -/● |
| Silhouette handle/Comfort handle/ComfortSwivel handle | -/-/● | -/-/● | -/-/● |
| Controls | SensorTronic | SensorTronic | SensorTronic |
| Convenience features | | | |
| Precise electronic temperature control | 85 – 570°F | 85 – 570°F | 85 – 570°F |
| Wireless Precision Probe/Roast probe | -/● | -/● | -/● |
| Crisp function | - | - | - |
| Operating modes | | | |
| Convection Bake/Intensive/Gentle Bake/Defrost | ●/●/●/● | ●/●/●/● | ●/●/●/● |
| Surround/Bake/Maxi Broil/Convection Broil | ●/●/-/● | ●/●/-/● | ●/●/-/● |
| Moisture plus (plumbed only) | - | - | - |
| MasterChef Plus automatic programs | - | - | - |
| MasterChef automatic programs | over 100 programs | over 100 programs | over 100 programs |
| Convection Roast/Surround Roast/Broil/Browning | -/-/●/● | -/-/●/● | ●/●/●/● |
| Slow Roasting/AutoRoast/Sabbath Program | ●/●/● | ●/●/● | ●/●/● |
| User convenience | | | |
| Timed steam bursts programmable | - | - | - |
| Time display/Date display | ●/● | ●/● | ●/● |
| Timer/Time saver (in the event of power failure) | ●/200 hours | ●/200 hours | ●/200 hours |
| Delay start/Automatic shut off | ●/● | ●/● | ●/● |
| Current temperature display/Default temperatures | ●/● | ●/● | ●/● |
| Favorites/Individual settings | 20/● | 20/● | 20/● |
| Door | | | |
| CleanGlass door/Door contact switch | ●/● | ●/● | ●/● |
| Soft Open/Soft Close | -/- | -/- | ●/● |
| Cavity | | | |
| TwinPower Convection fans | - | - | ● |
| Number of shelf levels/Embossed numbers | 5/● | 5/● | 6/● |
| Number of halogen lights | 2 | 2 | 2 |
| Cleaning convenience | | | |
| Clean Touch Steel™ front | ● | ● | ● |
| PerfectClean enamel interior | ● | - | - |
| Self Clean oven | - | ● | ● |
| Catalyzer heated/Unheated | -/- | -/● | -/● |
| Efficiency and sustainability | | | |
| Residual heat utilization/Rapid Pre-Heat | ●/● | ●/● | ●/● |
| Safety | | | |
| Cool-touch front | ● | ● | ● |
| Safety shut-off/Child-safety lock | ●/● | ●/● | ●/● |
| Technical data | | | |
| Appliance dimensions in inches (W x H x D) | 23 ⁷ / ₁₆ " x 23 ⁷ / ₁₆ " x 22 ³ / ₈ " | 23 ⁷ / ₁₆ " x 23 ⁷ / ₁₆ " x 22 ³ / ₈ " | 29 ¹³ / ₁₆ " x 28 ⁵ / ₈ " x 24 ⁵ / ₈ " |
| Electrical requirements | 208/240 V, 60 Hz, 20 Amps | 208/240 V, 60 Hz, 20 Amps | 208/240 V, 60 Hz, 30 Amps |
| Plug type | NEMA 14-30 plug | NEMA 14-30 plug | NEMA 14-30 plug |
| Water connection requirements | - | - | - |
| Hose connection | - | - | - |
| Standard accessories | | | |
| Wire rack with PerfectClean/Self-clean ready | 1/- | 1/- | -/2 |
| Telescopic wire rack – Self-clean ready | - | - | 1 |
| Side runners with PerfectClean/Self-clean ready | ●/- | ●/- | -/● |
| PerfectClean Baking tray/PerfectClean Universal tray | 1/- | 1/- | -/1 |
| PerfectClean Perforated Baking tray | - | - | - |
| PerfectClean Grilling and Roasting Insert | - | - | ● |
| UMRP & MAP/Retail pricing | \$2,999/\$3,199 | \$3,799/\$3,999 | \$4,999/\$5,199 |
| Material number | | | |
| Clean Touch Steel™ | 09769400 | 09769410 | 09769450 |
| Brilliant White | - | - | - |
| Obsidian Black | - | - | - |
| Graphite Grey | - | - | - |

Ovens

Product Overview



| Model number | H 6660 BP | H 6680 BP | H 6780-2 BP |
|---|--|--|---|
| Built-in | | | |
| Width | 24" (60 cm) | 30" (76 cm) | 30" (76 cm) |
| Design | | | |
| PureLine/ContourLine | ●/– | ●/– | –/● |
| Silhouette handle/Comfort handle/ComfortSwivel handle | ●/–/– | ●/–/– | –/–/● |
| Controls | SensorTronic | SensorTronic | M Touch |
| Convenience features | | | |
| Precise electronic temperature control | 85 – 570°F | 85 – 570°F | 85 – 570°F |
| Wireless Precision Probe/Roast probe | –/● | –/● | ●/– |
| Crisp function | – | – | ● |
| Operating modes | | | |
| Convection Bake/Intensive/Gentle Bake/Defrost | ●/●/●/● | ●/●/●/● | ●/●/●/● |
| Surround/Bake/Maxi Broil/Convection Broil | ●/●/–/● | ●/●/–/● | ●/●/●/● |
| Moisture plus (plumbed only) | – | – | ● |
| MasterChef Plus automatic programs | – | – | 40 programs |
| MasterChef automatic programs | over 100 programs | over 100 programs | over 100 programs |
| Convection Roast/Surround Roast/Broil/Browning | –/–/●/● | ●/●/●/● | ●/●/●/● |
| Slow Roasting/AutoRoast/Sabbath Program | ●/●/● | ●/●/● | ●/●/● |
| User convenience | | | |
| Timed steam bursts programmable | – | – | ● |
| Time display/Date display | ●/● | ●/● | ●/● |
| Timer/Time saver (in the event of power failure) | ●/200 hours | ●/200 hours | ●/200 hours |
| Delay start/Automatic shut off | ●/● | ●/● | ●/● |
| Current temperature display/Default temperatures | ●/● | ●/● | ●/● |
| Favorites/Individual settings | 20/● | 20/● | 20/● |
| Door | | | |
| CleanGlass door/Door contact switch | ●/● | ●/● | ●/● |
| Soft Open/Soft Close | –/– | ●/● | ●/● |
| Cavity | | | |
| TwinPower Convection fans | – | ● | ● |
| Number of shelf levels/Embossed numbers | 5/● | 6/● | 6/● |
| Number of halogen lights | 2 | 2 | 2 |
| Cleaning convenience | | | |
| Clean Touch Steel™ front | ● | ● | ● |
| PerfectClean enamel interior | – | – | – |
| Self Clean oven | ● | ● | ● |
| Catalyzer heated/Unheated | –/● | –/● | ●/– |
| Efficiency and sustainability | | | |
| Residual heat utilization/Rapid Pre-Heat | ●/● | ●/● | ●/● |
| Safety | | | |
| Cool-touch front | ● | ● | ● |
| Safety shut-off/Child-safety lock | ●/● | ●/● | ●/● |
| Technical data | | | |
| Appliance dimensions in inches (W x H x D) | 23 ⁷ / ₁₆ " x 23 ⁷ / ₁₆ " x 22 ³ / ₈ " | 29 ¹³ / ₁₆ " x 28 ⁵ / ₈ " x 24 ⁵ / ₈ " | 29 ¹³ / ₁₆ " x 28 ⁵ / ₈ " x 24 ⁵ / ₈ " |
| Electrical requirements | 208/240 V, 60 Hz, 20 Amps | 208/240 V, 60 Hz, 30 Amps | 208/240 V, 60 Hz, 30 Amps |
| Plug type | NEMA 14-30 plug | NEMA 14-30 plug | NEMA 14-30 plug |
| Water connection requirements | – | – | Water pressure 14.5 and 145 psi; ³ / ₈ " shut off valve 4' 11" supplied hose with ³ / ₈ " O.D. fitting |
| Hose connection | – | – | |
| Standard accessories | | | |
| Wire rack with PerfectClean/Self-clean ready | 1/– | –/2 | –/2 |
| Telescopic wire rack – Self-clean ready | – | 1 | 1 |
| Side runners with PerfectClean/Self-clean ready | ●/– | –/● | –/● |
| PerfectClean Baking tray/PerfectClean Universal tray | 1/– | –/1 | –/1 |
| PerfectClean Perforated Baking tray | – | – | 1 |
| PerfectClean Grilling and Roasting Insert | – | ● | ● |
| UMRP & MAP/Retail pricing | \$3,799/\$3,999 | \$4,999/\$5,199 | \$6,299/\$6,499 |
| Material number | | | |
| Clean Touch Steel™ | 09872990 | 09769460 | 10751970 |
| Brilliant White | 09862880 | 09863750 | – |
| Obsidian Black | 09862850 | 09863640 | – |
| Graphite Grey | – | – | – |

Ovens

Product Overview



| Model number | H 6780-2 BP2 | H 6880-2 BP | H 6880-2 BP2 |
|---|--|--|--|
| Built-in | | | |
| Width | 30" (76 cm) double oven | 30" (76 cm) | 30" (76 cm) double oven |
| Design | | | |
| PureLine/ContourLine | -/● | ●/- | ●/- |
| Silhouette handle/Comfort handle/ComfortSwivel handle | -/-/● | ●/-/- | ●/-/- |
| Controls | M Touch | M Touch | M Touch |
| Convenience features | | | |
| Precise electronic temperature control | 85 – 570°F | 85 – 570°F | 85 – 570°F |
| Wireless Precision Probe/Roast probe | ●/- | ●/- | ●/- |
| Crisp function | ● | ● | ● |
| Operating modes | | | |
| Convection Bake/Intensive/Gentle Bake/Defrost | ●/●/●/● | ●/●/●/● | ●/●/●/● |
| Surround/Bake/Maxi Broil/Convection Broil | ●/●/●/● | ●/●/●/● | ●/●/●/● |
| Moisture plus (plumbed only) | ● | ● | ● |
| MasterChef Plus automatic programs | 40 programs | 40 programs | 40 programs |
| MasterChef automatic programs | over 100 programs | over 100 programs | over 100 programs |
| Convection Roast/Surround Roast/Broil/Browning | ●/●/●/● | ●/●/●/● | ●/●/●/● |
| Slow Roasting/AutoRoast/Sabbath Program | ●/●/● | ●/●/● | ●/●/● |
| User convenience | | | |
| Timed steam bursts programmable | ● | ● | ● |
| Time display/Date display | ●/● | ●/● | ●/● |
| Timer/Time saver (in the event of power failure) | ●/200 hours | ●/200 hours | ●/200 hours |
| Delay start/Automatic shut off | ●/● | ●/● | ●/● |
| Current temperature display/Default temperatures | ●/● | ●/● | ●/● |
| Favorites/Individual settings | 20/● | 20/● | 20/● |
| Door | | | |
| CleanGlass door/Door contact switch | ●/● | ●/● | ●/● |
| Soft Open/Soft Close | ●/● | ●/● | ●/● |
| Cavity | | | |
| TwinPower Convection fans | ● | ● | ● |
| Number of shelf levels/Embossed numbers | 6/● | 6/● | 6/● |
| Number of halogen lights | 2 x 2 | 2 | 2 x 2 |
| Cleaning convenience | | | |
| Clean Touch Steel™ front | ● | ● | ● |
| PerfectClean enamel interior | - | - | - |
| Self Clean oven | ● | ● | ● |
| Catalyzer heated/Unheated | ●/- | ●/- | ●/- |
| Efficiency and sustainability | | | |
| Residual heat utilization/Rapid Pre-Heat | ●/● | ●/● | ●/● |
| Safety | | | |
| Cool-touch front | ● | ● | ● |
| Safety shut-off/Child-safety lock | ●/● | ●/● | ●/● |
| Technical data | | | |
| Appliance dimensions in inches (W x H x D) | 29 13/16" x 51 1/2" x 24 5/8" | 29 13/16" x 28 5/8" x 24 5/8" | 29 13/16" x 28 5/8" x 24 5/8" |
| Electrical requirements | 208/240 V, 60 Hz, 50 Amps | 208/240 V, 60 Hz, 30 Amps | 208/240 V, 60 Hz, 50 Amps |
| Plug type | NEMA 14-50 plug | NEMA 14-30 plug | NEMA 14-50 plug |
| Water connection requirements | Water pressure 14.5 and 145 psi; 3/8" shut off valve | Water pressure 14.5 and 145 psi; 3/8" shut off valve | Water pressure 14.5 and 145 psi; 3/8" shut off valve |
| Hose connection | 4' 11" supplied hose with 3/8" O.D. fitting | 4' 11" supplied hose with 3/8" O.D. fitting | 4' 11" supplied hose with 3/8" O.D. fitting |
| Standard accessories | | | |
| Wire rack with PerfectClean/Self-clean ready | -/4 | -/2 | -/4 |
| Telescopic wire rack – Self-clean ready | 2 | 1 | 2 |
| Side runners with PerfectClean/Self-clean ready | -/● | -/● | -/● |
| PerfectClean Baking tray/PerfectClean Universal tray | -/2 | -/1 | -/2 |
| PerfectClean Perforated Baking tray | 1 | 1 | 1 |
| PerfectClean Grilling and Roasting Insert | ● | ● | ● |
| UMRP & MAP/Retail pricing | \$8,899/\$9,099 | \$6,299/\$6,499 | \$8,899/\$9,099 |
| Material number | | | |
| Clean Touch Steel™ | 10751980 | 10752160 | 10752010 |
| Brilliant White | - | 10752070 | - |
| Obsidian Black | - | 10752150 | 10752020 |
| Graphite Grey | - | 10904390 | - |

Oven Accessories

Product Overview



PerfectClean Baking Tray HBB 71

With PerfectClean finish

- Ideal for multi-purpose baking
- Fits into Flexi Clips or directly into side racks
- Easy cleaning thanks to PerfectClean finish
- For 24" and 30" Convection Ovens

Material Number: 09519820
UMRP/MAP: \$99
Retail Pricing: \$99



PerfectClean Perforated Baking Tray HBBL 71

With PerfectClean finish

- For crispy cakes, biscuits, pastries, breads, rolls, french fries and pizza with a crust
- Also for baking - particularly in Moisture plus mode
- Easy cleaning thanks to PerfectClean finish
- For positioning on the wire rack
- For 24" and 30" Convection Ovens

Material Number: 09520620
UMRP/MAP: \$99
Retail Pricing: \$99



PerfectClean Universal Tray HUBB 71

With PerfectClean finish

- Ideal for multi-purpose baking
- Use as a drip tray for meat juices/fat as a result from roasting and grilling
- To be used together with the grilling and roasting inserts when roasting
- Fits into FlexiClips or directly into side racks
- For 24" and 30" Convection Ovens

Material Number: 09519840
UMRP/MAP: \$99
Retail Pricing: \$99




Grilling and Roasting Insert HGBB 71

With PerfectClean finish

- Meat juices or grease does not burn; good for delicious sauce
- Prevents grease splashes, reduces the need for cleaning
- Fits perfectly on the PerfectClean Universal Tray
- For 24" and 30" Convection Ovens

Material Number: 09520630
UMRP/MAP: \$99
Retail Pricing: \$99



Wire Rack HBBR 71

With PerfectClean finish

- Surface on which to rest baking trays and casserole dishes
- For grilling simply place on PerfectClean Universal Tray
- Easy cleaning thanks to PerfectClean finish
- For 24" Convection Ovens

Material Number: 09524950
UMRP/MAP: \$79
Retail Pricing: \$79



PerfectClean FlexiClips HFC 71

For flexible, customized use of your oven

- For positioning into side racks
- Convenient access to oven trays and racks on every single level
- Easy cleaning thanks to PerfectClean finish

Material Number: 09520660
UMRP/MAP: \$169
Retail Pricing: \$169

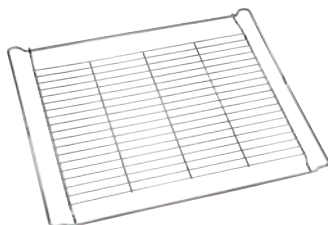


FlexiClips - Self Clean Ready HFC 72

For flexible, customized use of your oven

- For positioning into side racks
- Convenient access to oven trays and racks on every single level
- Convenient, automatic self cleaning

Material Number: 09520670
UMRP/MAP: \$199
Retail Pricing: \$199



Wire Rack - Self Clean Ready HBBR 72

With PerfectClean finish

- Surface on which to rest baking trays and casserole dishes
- For grilling simply place on PerfectClean Universal Tray
- Convenient, automatic self cleaning
- For 24" Convection Ovens

Material Number: 09520640
UMRP/MAP: \$119
Retail Pricing: \$119

Oven Accessories

Product Overview



PerfectClean Universal Tray HUBB 30-1

With PerfectClean finish

- Ideal for multi-purpose baking
- Use as a drip tray for meat juices/fat as a result from roasting and grilling
- To be used together with the grilling and roasting inserts when roasting
- For positioning on the wire rack
- For 30" Convection Ovens

Material Number: 09811950
UMRP/MAP: \$119
Retail Pricing: \$119



PerfectClean Grilling and Roasting Insert - HGBB 30-1

With PerfectClean finish

- Meat juices or grease does not burn; good for delicious sauce
- Prevents grease splashes, reduces the need for cleaning
- Fits perfectly on the PerfectClean Universal Tray
- For 30" Convection Ovens

Material Number: 09811960
UMRP/MAP: \$99
Retail Pricing: \$99




Telescopic Wire Rack - Self Clean Ready - HFCBBR 30-2

Self Clean ready

- Simple to attach to side runners
- Convenient access to oven inserts and racks on every single level through easy gliding
- Telescopic racks are connected to wire rack
- For 30" Convection Ovens

Material Number: 09811980
UMRP/MAP: \$259
Retail Pricing: \$259



Wire Rack - Self Clean Ready HBBR 30-2

Self Clean ready

- For positioning into side runners
- For 30" Convection Ovens

Material Number: 09811970
UMRP/MAP: \$149
Retail Pricing: \$149

Oven Accessories

Product Overview



Round Baking Trays HBF27-1, HBFL27-1 (with logo)

With PerfectClean finish

- For baking pizzas, quiche, tarts and more
- Non-stick - no baking parchment or greasing required
- Extremely cut-resistant
- Easy cleaning thanks to PerfectClean finish

Material Number: 09520720 (without Miele logo)

Material Number: 09520730 (with Miele logo)

UMRP/MAP: \$59

Retail Pricing: \$59



PerfectClean Gourmet Baking Stone HBS 60

For achieving the same results as if baked in a stone oven

- For baking pizza, bread and savory pastries
- As a hot plate on the table, it retains heat for up to 25 minutes
- Easy to clean thanks to its high-quality glaze
- Glazed fire stone – including wooden peel

Material Number: 05382220

UMRP/MAP: \$269

Retail Pricing: \$269



DGSB2 Cutting Board

For steam cooking containers

- 2 rack levels, e. g. steam cooking containers
- Made from oiled beech wood with excellent non-slip silicone feet
- With a wide, easy-to-clean juice groove

Material Number: 09120970

UMRP/MAP: \$130

Retail Pricing: \$130



Induction-ready Gourmet Casserole HUB 62-22

For ovens, combi-steam ovens and induction cooktops

- Made from die-cast aluminium with high-quality non-sticking coating
- Casserole lid can be ordered separately
- Dimensions in W x D x H: 16.6" x 10.1" x 3.4"

Material Number: 10314280

UMRP/MAP: \$229

Retail Pricing: \$229



Induction-ready Gourmet Casserole HUB 62-35

For frying, braising and gratinating

- Made from die-cast aluminium with high-quality non-sticking coating
- Casserole lid can be ordered separately
- For all ovens and cooktops, except gas cooktops
- Dimensions in W x D x H: 16.6" x 14.8" x 3.4"

Material Number: 10314300

UMRP/MAP: \$269

Retail Pricing: \$269



Induction-ready Gourmet Casserole HUB 5001-XL

For frying, braising and gratinating

- Made from die-cast aluminium with high quality non-sticking coating
- Casserole lid can be ordered separately
- For all ovens and cooktops, except gas cooktops
- Dimensions in W x D x H: 17.6" x 15.2" x 3.4"

Material Number: 10314310

UMRP/MAP: \$269

Retail Pricing: \$269



Gourmet Casserole Lid HBD 60-22

For Miele casserole dishes HUB 62-22

Not supplied with casserole dishes

- Made from high-quality stainless steel
- Not suitable for Speed Ovens or when grilling

Material Number: 05136950

UMRP/MAP: \$99

Retail Pricing: \$99



Gourmet Casserole Lid HBD 60-35

For Miele HUB 62-35 and HUB 5001 XL casserole dishes

- Not supplied with casserole dishes
- Made from high-quality stainless steel
- Not suitable for Speed Ovens or when grilling

Material Number: 05136960

UMRP/MAP: \$119

Retail Pricing: \$119



12:00

12:00

12:00

Miele

Miele

Miele

Miele



Excellent Features For Gourmet Results

Speed Oven Highlights

Easy Maintenance

The stainless steel interior cavity of the speed oven features a woven pattern and PerfectClean™ finish – making clean-up effortless.



Combination Microwave and Convection Modes

Versatile time-saver: combines microwave technology with conventional heat, to reduce your overall cooking time by up to 30%.

Microwave

Full power at your fingertips: fast selection of the microwave function via touch control.

MasterChef Automatic Programs

Found in the Gourmet Center, Miele guides you through over 100 easy-to-use programs for items such as baked goods, pizza, turkey, fish and much more.

Roast Probe

Stress-free menu planning: the remaining program time can be easily viewed – supervising the process is no longer necessary. The option of a wired or wireless roast probe varies with models.

Popcorn Button

At the touch of a button: fast and easy preparation of microwavable popcorn.

Speed Ovens

Product Overview



| Model number | H 6100 BM | H 6200 BM | H 6500 BM |
|---|----------------------------------|----------------------------------|----------------------------------|
| Built-In | | | |
| Width | 24" (60 cm) | 24" (60 cm) | 24" (60 cm) |
| Design | | | |
| PureLine/ContourLine | -/● | ●/- | -/● |
| Silhouette handle/Comfort handle/ComfortSwivel handle | -/●/- | ●/-/- | -/-/● |
| Controls | DirectSelect | DirectSelect | SensorTronic |
| Convenience features | | | |
| Precise electronic temperature control | 86 – 480°F | 86 – 480°F | 86 – 480°F |
| Electronically-controlled microwave | ● | ● | ● |
| Power levels | 1 – 7 microwave power levels | 1 – 7 microwave power levels | 1 – 7 microwave power levels |
| Roast probe | - | - | ● |
| Operating modes | | | |
| Convection Bake/Intensive/Gentle Bake/Defrost | ●/-/●/● | ●/-/●/● | ●/●/●/● |
| MasterChef automatic programs | - | - | over 100 programs |
| AutoRoast | ● | ● | ● |
| Surround/Bake/Maxi Broil/Convection Broil | -/-/●/● | -/-/●/● | ●/●/●/● |
| Slow Roasting | - | - | ● |
| Microwave | ● | ● | ● |
| Combi Auto Roast/Micro Broil | ●/- | ●/- | ●/● |
| Combi Bake/Combi Broil | ●/- | ●/- | ●/● |
| Special Modes | - | - | ● |
| Sabbath Program | - | - | ● |
| User convenience | | | |
| Popcorn button | ● | ● | ● |
| Time display/Date display | ●/- | ●/- | ●/● |
| Timer/Time saver (in the event of power failure) | ●/200 hours | ●/200 hours | ●/200 hours |
| Delay Start/Automatic shut-off | ●/● | ●/● | ●/● |
| Current temperature display/Default temperatures | ●/● | ●/● | ●/● |
| Recommended microwave power per operating mode | ● | ● | ● |
| Minute Plus button | ● | ● | ● |
| Favorites | - | - | 20 |
| Door | | | |
| CleanGlass door/Door contact switch | ●/● | ●/● | ●/● |
| Cavity | | | |
| PerfectClean stainless steel cavity | ● | ● | ● |
| Number of halogen lights | 1 | 1 | 1 |
| Easy maintenance | | | |
| Clean Touch Steel™ front | ● | ● | ● |
| Foldable Broiling element | ● | ● | ● |
| Efficiency and sustainability | | | |
| Residual heat utilisation/Rapid PreHeat | -/● | -/● | ●/● |
| Safety | | | |
| Cool-touch front | ● | ● | ● |
| Safety shut-off/System lock | ●/● | ●/● | ●/● |
| Technical data | | | |
| Appliance dimensions in inches (W x H x D) | 23 7/16" x 17 15/16" x 22 15/16" | 23 7/16" x 17 15/16" x 22 15/16" | 23 7/16" x 17 15/16" x 22 15/16" |
| Electrical requirements | 208/240 V, 60 Hz, 30 Amps | 208/240 V, 60 Hz, 30 Amps | 208/240 V, 60 Hz, 30 Amps |
| Plug type | NEMA 14-30 plug | NEMA 14-30 plug | NEMA 14-30 plug |
| Standard Accessories | | | |
| PerfectClean Wire rack | 1 | 1 | 1 |
| Glass tray | 1 | 1 | 1 |
| UMRP & MAP/Retail pricing | \$2,299/\$2,499 | \$2,299/\$2,499 | \$3,499/\$3,699 |
| Material number | | | |
| Clean Touch Steel™ | 09769620 | 09769630 | 09770670 |
| Brilliant White | - | 09862980 | - |
| Obsidian Black | - | 09862950 | - |
| Graphite Grey | - | - | - |

Speed Ovens

Product Overview



| Model number | H 6600 BM | H 6700 BM | H 6800 BM |
|---|---------------------------------|---------------------------------|---------------------------------|
| Built-In | | | |
| Width | 24" (60 cm) | 24" (60 cm) | 24" (60 cm) |
| Design | | | |
| PureLine/ContourLine | ●/– | –/● | ●/– |
| Silhouette handle/Comfort handle/ComfortSwivel handle | ●/–/– | –/–/● | ●/–/– |
| Controls | SensorTronic | M Touch | M Touch |
| Convenience features | | | |
| Precise electronic temperature control | 86 – 480°F | 86 – 480°F | 86 – 480°F |
| Electronically-controlled microwave | ● | ● | ● |
| Power levels | 1 – 7 microwave power levels | 1 – 7 microwave power levels | 1 – 7 microwave power levels |
| Roast probe | ● | ● | ● |
| Operating modes | | | |
| Convection Bake/Intensive/Gentle Bake/Defrost | ●/●/●/● | ●/●/●/● | ●/●/●/● |
| MasterChef automatic programs | over 100 programs | over 100 programs | over 100 programs |
| AutoRoast | ● | ● | ● |
| Surround/Bake/Maxi Broil/Convection Broil | ●/●/●/● | ●/●/●/● | ●/●/●/● |
| Slow Roasting | ● | ● | ● |
| Microwave | ● | ● | ● |
| Combi Auto Roast/Micro Broil | ●/● | ●/● | ●/● |
| Combi Bake/Combi Broil | ●/● | ●/● | ●/● |
| Special Modes | ● | ● | ● |
| Sabbath Program | ● | ● | ● |
| User convenience | | | |
| Popcorn button | ● | ● | ● |
| Time display/Date display | ●/● | ●/● | ●/● |
| Timer/Time saver (in the event of power failure) | ●/200 hours | ●/200 hours | ●/200 hours |
| Delay Start/Automatic shut-off | ●/● | ●/● | ●/● |
| Current temperature display/Default temperatures | ●/● | ●/● | ●/● |
| Recommended microwave power per operating mode | ● | ● | ● |
| Minute Plus button | ● | ● | ● |
| Favorites | 20 | 20 | 20 |
| Door | | | |
| CleanGlass door/Door contact switch | ●/● | ●/● | ●/● |
| Cavity | | | |
| PerfectClean stainless steel cavity | ● | ● | ● |
| Number of halogen lights | 1 | 1 | 1 |
| Easy maintenance | | | |
| Clean Touch Steel™ front | ● | ● | ● |
| Foldable Broiling element | ● | ● | ● |
| Efficiency and sustainability | | | |
| Residual heat utilisation/Rapid PreHeat | ●/● | ●/● | ●/● |
| Safety | | | |
| Cool-touch front | ● | ● | ● |
| Safety shut-off/System lock | ●/● | ●/● | ●/● |
| Technical data | | | |
| Appliance dimensions in inches (W x H x D) | 23 7/16" x 17 15/16" x 22 7/16" | 23 7/16" x 17 15/16" x 22 7/16" | 23 7/16" x 17 15/16" x 22 7/16" |
| Electrical requirements | 208/240 V, 60 Hz, 30 Amps | 208/240 V, 60 Hz, 30 Amps | 208/240 V, 60 Hz, 30 Amps |
| Plug type | NEMA 14-30 plug | NEMA 14-30 plug | NEMA 14-30 plug |
| Standard Accessories | | | |
| PerfectClean Wire rack | 1 | 1 | 1 |
| Glass tray | 1 | 2 | 2 |
| UMRP & MAP/Retail pricing | \$3,499/\$3,699 | \$3,899/\$4,099 | \$3,899/\$4,099 |
| Material number | | | |
| Clean Touch Steel™ | 09770690 | 09769640 | 09769650 |
| Brilliant White | 09863010 | – | 09660040 |
| Obsidian Black | 09862990 | – | 09863020 |
| Graphite Grey | – | – | 10754800 |

Speed Ovens

Product Overview



| Model number | H 6570 BM | H 6670 BM | H 6770 BM |
|---|--------------------------------|--------------------------------|--------------------------------|
| Built-In | | | |
| Width | 30" (76 cm) | 30" (76 cm) | 30" (76 cm) |
| Design | | | |
| PureLine/ContourLine | -/● | ●/- | -/● |
| Silhouette handle/Comfort handle/ComfortSwivel handle | -/-/● | ●/-/- | -/-/● |
| Controls | SensorTronic | SensorTronic | M Touch |
| Convenience features | | | |
| Precise electronic temperature control | 86 – 480°F | 86 – 480°F | 86 – 480°F |
| Electronically-controlled microwave | ● | ● | ● |
| Power levels | 1 – 7 microwave power levels | 1 – 7 microwave power levels | 1 – 7 microwave power levels |
| Roast probe | ● | ● | ● |
| Operating modes | | | |
| Convection Bake/Intensive/Gentle Bake/Defrost | ●/●/●/● | ●/●/●/● | ●/●/●/● |
| MasterChef automatic programs | over 100 programs | over 100 programs | over 100 programs |
| AutoRoast | ● | ● | ● |
| Surround/Bake/Maxi Broil/Convection Broil | ●/●/●/● | ●/●/●/● | ●/●/●/● |
| Slow Roasting | ● | ● | ● |
| Microwave | ● | ● | ● |
| Combi Auto Roast/Micro Broil | ●/● | ●/● | ●/● |
| Combi Bake/Combi Broil | ●/● | ●/● | ●/● |
| Special Modes | ● | ● | ● |
| Sabbath Program | ● | ● | ● |
| User convenience | | | |
| Popcorn button | ● | ● | ● |
| Time display/Date display | ●/● | ●/● | ●/● |
| Timer/Time saver (in the event of power failure) | ●/200 | ●/200 | ●/200 |
| Delay Start/Automatic shut-off | ●/● | ●/● | ●/● |
| Current temperature display/Default temperatures | ●/● | ●/● | ●/● |
| Recommended microwave power per operating mode | ● | ● | ● |
| Minute Plus button | ● | ● | ● |
| Favorites | 20 | 20 | 20 |
| Door | | | |
| CleanGlass door/Door contact switch | ●/● | ●/● | ●/● |
| Cavity | | | |
| PerfectClean stainless steel cavity | ● | ● | ● |
| Number of halogen lights | 1 | 1 | 1 |
| Easy maintenance | | | |
| Clean Touch Steel™ front | ● | ● | ● |
| Foldable Broiling element | ● | ● | ● |
| Efficiency and sustainability | | | |
| Residual heat utilisation/Rapid PreHeat | ●/● | ●/● | ●/● |
| Safety | | | |
| Cool-touch front | ● | ● | ● |
| Safety shut-off/System lock | ●/● | ●/● | ●/● |
| Technical data | | | |
| Appliance dimensions in inches (W x H x D) | 29 13/16" x 18 7/8" x 22 9/16" | 29 13/16" x 18 7/8" x 22 9/16" | 29 13/16" x 18 7/8" x 22 9/16" |
| Electrical requirements | 208/240 V, 60 Hz, 30 Amps | 208/240 V, 60 Hz, 30 Amps | 208/240 V, 60 Hz, 30 Amps |
| Plug type | NEMA 14-30 plug | NEMA 14-30 plug | NEMA 14-30 plug |
| Standard Accessories | | | |
| PerfectClean Wire rack | 1 | 1 | 1 |
| Glass tray | 2 | 2 | 2 |
| UMRP & MAP/Retail pricing | \$3,699/\$3,899 | \$3,699/\$3,899 | \$3,999/\$4,199 |
| Material number | | | |
| Clean Touch Steel™ | 10486200 | 10486330 | 10486320 |
| Brilliant White | - | - | - |
| Obsidian Black | - | - | - |
| Graphite Grey | - | - | - |

Speed Ovens

Product Overview



| | |
|---|--------------------------------|
| Model number | H 6870 BM |
| Built-In | |
| Width | 30" (76 cm) |
| Design | |
| PureLine/ContourLine | ●/– |
| Silhouette handle/Comfort handle/ComfortSwivel handle | ●/–/– |
| Controls | M Touch |
| Convenience features | |
| Precise electronic temperature control | 86 – 480°F |
| Electronically-controlled microwave | ● |
| Power levels | 1 – 7 microwave power levels |
| Roast probe | ● |
| Operating modes | |
| Convection Bake/Intensive/Gentle Bake/Defrost | ●/●/●/● |
| MasterChef automatic programs | over 100 programs |
| AutoRoast | ● |
| Surround/Bake/Maxi Broil/Convection Broil | ●/●/●/● |
| Slow Roasting | ● |
| Microwave | ● |
| Combi Auto Roast/Micro Broil | ●/● |
| Combi Bake/Combi Broil | ●/● |
| Special Modes | ● |
| Sabbath Program | ● |
| User convenience | |
| Popcorn button | ● |
| Time display/Date display | ●/● |
| Timer/Time saver (in the event of power failure) | ●/200 |
| Delay Start/Automatic shut-off | ●/● |
| Current temperature display/Default temperatures | ●/● |
| Recommended microwave power per operating mode | ● |
| Minute Plus button | ● |
| Favorites | 20 |
| Door | |
| CleanGlass door/Door contact switch | ●/● |
| Cavity | |
| PerfectClean stainless steel cavity | ● |
| Number of halogen lights | 1 |
| Easy maintenance | |
| Clean Touch Steel™ front | ● |
| Foldable Broiling element | ● |
| Efficiency and sustainability | |
| Residual heat utilisation/Rapid PreHeat | ●/● |
| Safety | |
| Cool-touch front | ● |
| Safety shut-off/System lock | ●/● |
| Technical data | |
| Appliance dimensions in inches (W x H x D) | 29 13/16" x 18 7/8" x 22 9/16" |
| Electrical requirements | 208/240 V, 60 Hz, 30 Amps |
| Plug type | NEMA 14-30 plug |
| Standard Accessories | |
| PerfectClean Wire rack | 1 |
| Glass tray | 2 |
| UMRP & MAP/Retail pricing | \$3,999/\$4,199 |
| Material number | |
| Clean Touch Steel™ | 10486340 |
| Brilliant White | 10486350 |
| Obsidian Black | 10486360 |
| Graphite Grey | 10754770 |

Speed Oven Accessories

Product Overview



Glass Tray HGS 100


Ideal for bakes, gratins and cakes

- Faster and more even baking results than on a baking tray
- Enables continuous monitoring of baking process
- For Speed Ovens

Material Number: 04317620

UMRP/MAP: \$149

Retail Pricing: \$149



Wire Rack

For positioning into side runners

- For Speed Ovens

Material Number: 06881872

UMRP/MAP: \$79

Retail Pricing: \$79





Exclusive Features for Gourmet Results

Steam Oven Highlights

MultiSteam

Tailored to suit your personal tastes - the Miele Steam Oven is a universal appliance, a perfect partner to your oven or cooktop. You can make appetizers, soups, fish, meat, vegetables, side-dishes or desserts individually or as a complete meal in one cooking process.

Thanks to Miele's MultiSteam technology, external steam generation ensures perfect results. 8 steam inlets enable fast generation of steam and steam distribution, reduced heat-up times and uniform cooking results.



Cavity Size

Using the entire depth: it's easy to cook large quantities at once - saving time and energy.

Menu Cooking

A complete menu: automatic programs determine the temperature, cooking duration and sequence in which the food is added.

Easy Clean-Up

No limescale: thanks to external steam generation, cleaning is quick and easy.

MasterChef Automatic Programs

Cook more than 100 types of food to perfection with ease: guaranteed results with fish, meat, vegetables and more.

Keep Warm Function

Prevents food from cooling down: food is kept at serving temperature for 15 minutes after the program has finished.

Built-in Steam Ovens

Product Overview



| Model number | DG 6500 | DG 6600 |
|---|---------------------------------|---------------------------------|
| Built-in | | |
| Width | 24" (60 cm) | 24" (60 cm) |
| Design | | |
| PureLine/ContourLine | -/● | ●/- |
| Silhouette handle/Comfort handle/ComfortSwivel handle | -/-/● | ●/-/- |
| Controls | SensorTronic | SensorTronic |
| Convenience features | | |
| Electronic temperature control with steam oven operation | ● | ● |
| 104 – 212° Fahrenheit | ● | ● |
| Menu cooking without transfer of flavor | ● | ● |
| MasterChef programs with individual setting of the cooking result | ● | ● |
| Keep-warm function | ● | ● |
| Operating modes | | |
| MasterChef automatic programs | over 150 programs | over 150 programs |
| Steam cooking | ● | ● |
| Sous Vide cooking | ● | ● |
| Defrost | ● | ● |
| Reheating | ● | ● |
| User convenience | | |
| Steam cooking on up to 4 levels at the same time | ● | ● |
| Automatic menu cooking | ● | ● |
| Steam reduction before end of program | ● | ● |
| Time of day display/Date display/Timer | ●/●/● | ●/●/● |
| Delay start programming | ● | ● |
| Current temperature display/Default temperature | ●/● | ●/● |
| Favorites/Individual settings | 20/● | 20/● |
| Door | | |
| CleanGlass door | ● | ● |
| Cavity | | |
| MultiSteam illuminated module with LED lighting | ● | ● |
| Number of shelf levels | 4 | 4 |
| Cleaning convenience | | |
| Clean Touch Steel™ front | ● | ● |
| External steam generator | ● | ● |
| Floor heater element for condensate reduction | ● | ● |
| Automatic descaling | ● | ● |
| Steam technology and water supply | | |
| MultiSteam | ● | ● |
| Water lasts for approx. 90 min cooking | ● | ● |
| Fresh water container | ● | ● |
| Safety | | |
| Appliance cooling system and touch-cool fronts | ● | ● |
| Safety shut-off/System lock | ●/● | ●/● |
| Door contact switch | ● | ● |
| Technical data | | |
| Appliance dimensions in inches (W x H x D) | 23 7/16" x 17 15/16" x 22 7/16" | 23 7/16" x 17 15/16" x 22 7/16" |
| Electrical requirements | 208/240 V, 60 Hz, 20 Amps | 208/240 V, 60 Hz, 20 Amps |
| Plug type | NEMA 6-20 plug | NEMA 6-20 plug |
| Standard accessories | | |
| Stainless steel containers perforated/solid | 3/- | 3/- |
| Wire rack/Solid drip tray | ●/● | ●/● |
| UMRP & MAP/Retail pricing | \$2,999/\$3,199 | \$2,999/\$3,199 |
| Material number | | |
| Clean Touch Steel™ | 09682270 | 09682300 |
| Brilliant White | - | - |
| Obsidian Black | - | - |
| Graphite Grey | - | - |

Steam Oven Accessories

Product Overview



DGG 21 Drip Pan

For preparation of foods in gravy, stock, water (e.g. example, rice, pasta)

- Exterior dimensions W x D x H: 16.9" x 12.8" x 1.6"
- Made from treated stainless steel

Material Number: 08283300
UMRP/MAP: \$59
Retail Pricing: \$59



DGG 2 Solid Cooking Pan

For preparation of foods in gravy, stock, water (e.g. example, rice, pasta)

- Exterior dimensions W x D x H: 12.8" x 6.9" x 2.4"
- Made from treated stainless steel

Material Number: 05001390
UMRP/MAP: \$49
Retail Pricing: \$49



DGG 3 Solid Cooking Pan

For preparation of foods in gravy, stock, water (e.g. example, rice, pasta)

- Exterior dimensions W x D x H: 12.8" x 10.4" x 2.6"
- Made from treated stainless steel

Material Number: 05001400
UMRP/MAP: \$59
Retail Pricing: \$59



DGG 7 Solid Cooking Pan

For preparation of foods in gravy, stock, water (e.g. example, rice, pasta)

- Exterior dimensions W x D x H: 12.8" x 6.9" x 3.9"
- Made from treated stainless steel

Material Number: 08019361
UMRP/MAP: \$49
Retail Pricing: \$49



DGG 11 Solid Cooking Pan

For preparation of foods in gravy, stock, water (e.g. example, rice, pasta)

- Exterior dimensions W x D x H: 12.8" x 13.9" x 0.8"
- Made from treated stainless steel

Material Number: 08234900
UMRP/MAP: \$59
Retail Pricing: \$59



DGG 18 Solid Cooking Pan

For preparation of foods in gravy, stock, water (e.g. example, rice, pasta)

- Exterior dimensions W x D x H: 12.8" x 6.9" x 7.9"
- Made from treated stainless steel

Material Number: 08019007
UMRP/MAP: \$59
Retail Pricing: \$59



DGGL 1 Perforated Cooking Pan

For blanching or cooking vegetables, fish, meat, potatoes and more

- Exterior dimensions W x D x H: 12.8" x 6.9" x 1.6"
- Made from treated stainless steel

Material Number: 05001370
UMRP/MAP: \$49
Retail Pricing: \$49



DGGL 4 Perforated Cooking Pan

For blanching or cooking vegetables, fish, meat, potatoes and more

- Exterior dimensions W x D x H: 12.8" x 10.4" x 2.4"
- Made from treated stainless steel

Material Number: 05379570
UMRP/MAP: \$59
Retail Pricing: \$59



DGGL 5 Perforated Cooking Pan

For blanching or cooking vegetables, fish, meat, potatoes and more

- Exterior dimensions W x D x H: 12.8" x 6.9" x 2.4"
- Made from treated stainless steel

Material Number: 08019293
UMRP/MAP: \$49
Retail Pricing: \$49

Steam Oven Accessories

Product Overview



DGGL 6 Perforated Cooking Pan

For blanching or cooking vegetables, fish, meat, potatoes and more

- Exterior dimensions W x D x H: 12.8" x 6.9" x 3.9"
- Made from treated stainless steel

Material Number: 08019294
UMRP/MAP: \$49
Retail Pricing: \$49



DGGL 8 Perforated Cooking Pan

For blanching or cooking vegetables, fish, meat, potatoes and more

- Exterior dimensions W x D x H: 12.8" x 10.4" x 1.6"
- Made from treated stainless steel

Material Number: 08227240
UMRP/MAP: \$59
Retail Pricing: \$59



Lid for DGGL 1, DGGL 5, DGGL 6, DGG2, DGG 7, DGG 11 (2 lids needed), DGG 18

Stainless steel lid with handle for steam cooking containers

- Exterior dimensions W x D: 12.8" x 6.9"
- Made from stainless steel

Material Number: 08109071
UMRP/MAP: \$39
Retail Pricing: \$39



Larger Lid for DGGL 4, DGGL 8, DGG 3

Stainless steel lid with handle for steam cooking containers

- Exterior dimensions W x D: 12.8" x 10"
- Made from stainless steel

Material Number: 07623900
UMRP/MAP: \$39
Retail Pricing: \$39



PerfectClean Wire Rack

With PerfectClean finish

- For positioning into side runners

Material Number: 08248451
UMRP/MAP: \$79
Retail Pricing: \$79



DGSE 1 Serving Element

Food served in style, enjoyed hot

- For serving hot food straight from the Miele steam oven
- Can also be used as an oven-proof dish (up to 446°F)
- Made from fine porcelain from Villeroy & Boch
- For steam cooking cont. 12.8" x 6.9" W x D & max. height of 2.6"

Material Number: 09438520
UMRP/MAP: \$180
Retail Pricing: \$180





Innovative Features for Gourmet Results

Highlighting the Combi-Steam Oven

MultiSteam

Miele's Combi-Steam Oven is versatile enough to be the only oven needed in your kitchen. Creating appetizers, soups, fish, meat, vegetables, side-dishes or dessert individually or as a complete meal in one cooking process is always an easy task. Individual tastes for cooking results – firm or tender – can also be catered for. Thanks to Miele's MultiSteam technology, external steam generation ensures perfect results. 6 steam inlet ports enable fast generation of steam and steam distribution, short heat-up times and uniform cooking results.



Fully Fledged Steam Oven, Convection Oven and Combi-Steam Oven

3 in 1: achieving perfect cooking roasting and baking results with unlimited combination options.

XXL Cavity

Even more space: the XXL capacity of Miele's Combi-Steam oven allows for even more flexibility and larger dishes. Complete meals can be prepared simultaneously for multiple people with this spacious oven.

Lift-Up Control Panel

Convenient: With the simple touch of a button, the control panel automatically lifts up, allowing for easy access to the dishwasher-safe water and condensate containers.

MasterChef and MasterChef Gourmet Center

MasterChef offers over 100 easy-to-use programs for items such as baked goods, pizza, turkey and much more makes preparation a breeze. MasterChef Gourmet offers automatic programs that use slow roasting methods to cook meat at lower temperatures for longer cooking times.

Roast Probe

Miele's roast probe accurately records the internal temperatures of meats being cooked in your oven cavity. The roast probe replaces a meat thermometer, presetting a desired core temperatures and the shutting the oven off automatically when that temperature is reached.

Combi-Steam Ovens XL

Product Overview



| Model number | DGC 6500-1 XL | DGC 6600-1 XL | DGC 6700-1 XL |
|---|---------------------------------|---------------------------------|---------------------------------|
| Built-in | | | |
| Width | 24" (60 cm) | 24" (60 cm) | 24" (60 cm) |
| Design | | | |
| PureLine/ContourLine | -/● | ●/- | -/● |
| Silhouette handle/Comfort handle/ComfortSwivel handle | -/-/● | ●/-/- | -/-/● |
| Controls | SensorTronic | SensorTronic | M Touch |
| Convenience features | | | |
| Wireless roast probe/Roast probe | -/● | -/● | -/● |
| Electronic temperature control of oven operation | ● | ● | ● |
| 85 – 435° Fahrenheit | ● | ● | ● |
| Electronic temperature control of steam oven operation | | | |
| 104 – 212° Fahrenheit | ● | ● | ● |
| Climate sensor/Menu cooking without transfer of flavor | ●/● | ●/● | ●/● |
| Operating modes | | | |
| Steam/Combi-Steam/MasterChef automatic programs | ●/●/over 100 programs | ●/●/over 100 programs | ●/●/over 100 programs |
| MasterChef Gourmet automatic programs | - | - | ● |
| Maxi Broil/Broil/Convection Broil | ●/●/● | ●/●/● | ●/●/● |
| Convection Bake | ● | ● | ● |
| Surround/Intensive/Bake | ●/●/● | ●/●/● | ●/●/● |
| Sabbath Mode | ● | ● | ● |
| Sous vide cooking | ● | ● | ● |
| User convenience | | | |
| Motorized lift-up control panel | ● | ● | ● |
| Automatic menu cooking | ● | ● | ● |
| Time of day display/Date display/Timer | ●/●/● | ●/●/● | ●/●/● |
| Delay start programming | ● | ● | ● |
| Current temperature display/Default temperature | ●/● | ●/● | ●/● |
| Favorites/Individual settings | 20/● | 20/● | 20/● |
| Door | | | |
| CleanGlass door | ● | ● | ● |
| Cavity | | | |
| XL cavity | ● | ● | ● |
| Number of halogen lights | 1 | 1 | 1 |
| Cleaning convenience | | | |
| Clean Touch Steel™ front | ● | ● | ● |
| Stainless-steel cavity with PerfectClean/with linen surface structure | ●/● | ●/● | ●/● |
| External steam generator | ● | ● | ● |
| Maintenance programs: Soak/Rinse/Dry | ●/●/● | ●/●/● | ●/●/● |
| Steam technology and water supply | | | |
| MultiSteam | ● | ● | ● |
| Fresh water container | ● | ● | ● |
| Condensate container behind motorized lift-up control panel | ● | ● | ● |
| Fresh water connection/Drain connection | -/- | -/- | -/- |
| Safety | | | |
| Appliance cooling system and touch-cool fronts | ● | ● | ● |
| Safety shut-off/System lock | ●/● | ●/● | ●/● |
| Technical data | | | |
| Appliance dimensions in inches (W x H x D) | 23 7/16" x 17 15/16" x 22 7/16" | 23 7/16" x 17 15/16" x 22 7/16" | 23 7/16" x 17 15/16" x 22 7/16" |
| Electrical requirements | 208V/240V, 60 Hz, 20 Amps | 208V/240V, 60 Hz, 20 Amps | 208V/240V, 60 Hz, 20 Amps |
| Plug type | NEMA 6-20 plug | NEMA 6-20 plug | NEMA 6-20 plug |
| Water connection requirements | - | - | - |
| Hose connection | - | - | - |
| Standard accessories | | | |
| PerfectClean Universal Tray/PerfectClean Wire rack | 1/1 | 1/1 | 1/1 |
| Stainless steel containers perforated/solid | 2/1 | 2/1 | 2/1 |
| PerfectClean FlexiClips | - | - | 1 |
| UMRP & MAP/Retail pricing | \$4,299/\$4,499 | \$4,299/\$4,499 | \$4,799/\$4,999 |
| Material number | | | |
| Clean Touch Steel™ | 10256670 | 10256720 | 10256750 |
| Brilliant White | - | 10256710 | - |
| Obsidian Black | - | 10256740 | - |
| Graphite Grey | - | - | - |

Combi-Steam Ovens XL

Product Overview



| Model number | DGC 6705-1 XL plumbed | DGC 6800-1 XL | DGC 6805-1 XL plumbed |
|---|---|---------------------------------|---|
| Built-in | | | |
| Width | 24" (60 cm) | 24" (60 cm) | 24" (60 cm) |
| Design | | | |
| PureLine/ContourLine | -/● | ●/- | ●/- |
| Silhouette handle/Comfort handle/ComfortSwivel handle | -/-/● | ●/-/- | ●/-/- |
| Controls | M Touch | M Touch | M Touch |
| Convenience features | | | |
| Wireless roast probe/Roast probe | -/● | -/● | -/● |
| Electronic temperature control of oven operation | ● | ● | ● |
| 85 – 435° Fahrenheit | ● | ● | ● |
| Electronic temperature control of steam oven operation | | | |
| 104 – 212° Fahrenheit | ● | ● | ● |
| Climate sensor/Menu cooking without transfer of flavor | ●/● | ●/● | ●/● |
| Operating modes | | | |
| Steam/Combi-Steam/MasterChef automatic programs | ●/●/over 100 programs | ●/●/over 100 programs | ●/●/over 100 programs |
| MasterChef Gourmet automatic programs | ● | ● | ● |
| Maxi Broil/Broil/Convection Broil | ●/●/● | ●/●/● | ●/●/● |
| Convection Bake | ● | ● | ● |
| Surround/Intensive/Bake | ●/●/● | ●/●/● | ●/●/● |
| Sabbath Mode | ● | ● | ● |
| Sous vide cooking | ● | ● | ● |
| User convenience | | | |
| Motorized lift-up control panel | ● | ● | ● |
| Automatic menu cooking | ● | ● | ● |
| Time of day display/Date display/Timer | ●/●/● | ●/●/● | ●/●/● |
| Delay start programming | ● | ● | ● |
| Current temperature display/Default temperature | ●/● | ●/● | ●/● |
| Favorites/Individual settings | 20/● | 20/● | 20/● |
| Door | | | |
| CleanGlass door | ● | ● | ● |
| Cavity | | | |
| XL cavity | ● | ● | ● |
| Number of halogen lights | 1 | 1 | 1 |
| Cleaning convenience | | | |
| Clean Touch Steel™ front | ● | ● | ● |
| Stainless-steel cavity with PerfectClean/with linen surface structure | ●/● | ●/● | ●/● |
| External steam generator | ● | ● | ● |
| Maintenance programs: Soak/Rinse/Dry | ●/●/● | ●/●/● | ●/●/● |
| Steam technology and water supply | | | |
| MultiSteam | ● | ● | ● |
| Fresh water container | ● | ● | ● |
| Condensate container behind motorized lift-up control panel | - | ● | - |
| Fresh water connection/Drain connection | ●/● | -/- | ●/● |
| Safety | | | |
| Appliance cooling system and touch-cool fronts | ● | ● | ● |
| Safety shut-off/System lock | ●/● | ●/● | ●/● |
| Technical data | | | |
| Appliance dimensions in inches (W x H x D) | 23 7/16" x 17 15/16" x 22 7/16" | 23 7/16" x 17 15/16" x 22 7/16" | 23 7/16" x 17 15/16" x 22 7/16" |
| Electrical requirements | 208V/240V, 60 Hz, 20 Amps | 208V/240V, 60 Hz, 20 Amps | 208V/240V, 60 Hz, 20 Amps |
| Plug type | NEMA 6-20 plug | NEMA 6-20 plug | NEMA 6-20 plug |
| Water connection requirements | Water pressure 14.5 and 87.02 psi; GHT shut off valve | - | Water pressure 14.5 and 87.02 psi; GHT shut off valve |
| Hose connection | 9' 10" supplied hose with 3/8" compression fitting | - | 9' 10" supplied hose with 3/8" compression fitting |
| Standard accessories | | | |
| PerfectClean Universal Tray/PerfectClean Wire rack | 1/1 | 1/1 | 1/1 |
| Stainless steel containers perforated/solid | 2/1 | 2/1 | 2/1 |
| PerfectClean FlexiClips | 1 | 1 | 1 |
| UMRP & MAP/Retail pricing | \$4,999/\$5,199 | \$4,799/\$4,999 | \$4,999/\$5,199 |
| Material number | | | |
| Clean Touch Steel™ | 10256760 | 10256780 | 10256810 |
| Brilliant White | - | 10256770 | - |
| Obsidian Black | - | 10256800 | - |
| Graphite Grey | - | 10753960 | - |

Combi-Steam Ovens XXL

Product Overview



| Model number | DGC 6760 XXL | DGC 6765 XXL plumbed | DGC 6860 XXL |
|--|-------------------------------|---|-------------------------------|
| Built-in | | | |
| Width | 24" (60 cm) | 24" (60 cm) | 24" (60 cm) |
| Design | | | |
| PureLine/ContourLine | -/● | -/● | ●/- |
| Silhouette handle/Comfort handle/ComfortSwivel handle | -/-/● | -/-/● | ●/-/- |
| Controls | M Touch | M Touch | M Touch |
| Convenience features | | | |
| Wireless roast probe/Roast probe | -/● | -/● | -/● |
| Electronic temperature control of oven operation | ● | ● | ● |
| 85 – 435° Fahrenheit | ● | ● | ● |
| Electronic temperature control of steam oven operation | | | |
| 104 – 212° Fahrenheit | ● | ● | ● |
| Climate sensor/Menu cooking without transfer of flavor | ●/● | ●/● | ●/● |
| Operating modes | | | |
| Steam/Combi-Steam/MasterChef automatic programs | ●/●/over 100 programs | ●/●/over 100 programs | ●/●/over 100 programs |
| MasterChef Gourmet automatic programs | ● | ● | ● |
| Maxi Broil/Broil/Convection Broil | ●/●/● | ●/●/● | ●/●/● |
| Convection Bake | ● | ● | ● |
| Surround/Intensive/Bake | ●/●/● | ●/●/● | ●/●/● |
| Sabbath Mode | ● | ● | ● |
| Sous vide cooking | ● | ● | ● |
| User convenience | | | |
| Motorized lift-up control panel | ● | ● | ● |
| Automatic menu cooking | ● | ● | ● |
| Time of day display/Date display/Timer | ●/●/● | ●/●/● | ●/●/● |
| Delay start programming | ● | ● | ● |
| Current temperature display/Default temperature | ●/● | ●/● | ●/● |
| Favorites/Individual settings | ●/● | ●/● | ●/● |
| Door | | | |
| CleanGlass door | ● | ● | ● |
| Cavity | | | |
| XXL cavity | ● | ● | ● |
| Number of halogen lights | 2 | 2 | 2 |
| Cleaning convenience | | | |
| Clean Touch Steel™ front | ● | ● | ● |
| Stainless-steel cavity with PerfectClean™/with linen surface structure | ●/● | ●/● | ●/● |
| External steam generator | ● | ● | ● |
| Maintenance programs: Soak/Rinse/Dry | ●/●/● | ●/●/● | ●/●/● |
| Steam technology and water supply | | | |
| MultiSteam | ● | ● | ● |
| Fresh water container | ● | ● | ● |
| Condensate container behind motorized lift-up control panel | ● | - | ● |
| Fresh water connection/Drain connection | -/- | ●/● | -/- |
| Safety | | | |
| Appliance cooling system and touch-cool fronts | ● | ● | ● |
| Safety shut-off/System lock | ●/● | ●/● | ●/● |
| Technical data | | | |
| Appliance dimensions in inches (W x H x D) | 23 1/16" x 23 7/16" x 23 1/4" | 23 1/16" x 23 7/16" x 23 1/4" | 23 1/16" x 23 7/16" x 23 1/4" |
| Electrical requirements | 208V/240V, 60 Hz, 20 Amps | 208V/240V, 60 Hz, 20 Amps | 208V/240V, 60 Hz, 20 Amps |
| Plug type | NEMA 6-20 plug | NEMA 6-20 plug | NEMA 6-20 plug |
| Water connection requirements | - | Water pressure 14.5 and 87.02 psi; GHT shut off valve | - |
| Hose connection | - | 9' 10" supplied hose with 3/8" compression fitting | - |
| Standard accessories | | | |
| PerfectClean Universal Tray/PerfectClean Wire rack | 1/1 | 1/1 | 1/1 |
| Stainless steel containers perforated/solid | 2/1 | 2/1 | 2/1 |
| PerfectClean FlexiClips | 1 | 1 | 1 |
| UMRP & MAP/Retail pricing | \$5,299/\$5,499 | \$5,699/\$5,899 | \$5,299/\$5,499 |
| Material number | | | |
| Clean Touch Steel™ | 10265740 | 10265750 | 10220980 |
| Brilliant White | - | - | 10221000 |
| Obsidian Black | - | - | 10221010 |
| Graphite Grey | - | - | - |

Combi-Steam Ovens XXL

Product Overview



| | |
|---|--|
| Model number | DGC 6865 XXL plumbed |
| Built-in | |
| Width | 24" (60cm) |
| Design | |
| PureLine/ContourLine | ●/– |
| Silhouette handle/Comfort handle/ComfortSwivel handle | ●/–/– |
| Controls | M Touch |
| Convenience features | |
| Wireless roast probe/Roast probe | –/● |
| Electronic temperature control of oven operation | ● |
| 85 – 435° Fahrenheit | ● |
| Electronic temperature control of steam oven operation | |
| 104 – 212° Fahrenheit | ● |
| Climate sensor/Menu cooking without transfer of flavor | ●/● |
| Operating modes | |
| Steam/Combi-Steam/MasterChef automatic programs | ●/●/over 100 programs |
| MasterChef Gourmet automatic programs | ● |
| Maxi Broil/Broil/Convection Broil | ●/●/● |
| Convection Bake | ● |
| Surround/Intensive/Bake | ●/●/● |
| Sabbath Mode | ● |
| Sous vide cooking | ● |
| User convenience | |
| Motorized lift-up control panel | ● |
| Automatic menu cooking | ● |
| Time of day display/Date display/Timer | ●/●/● |
| Delay start programming | ● |
| Current temperature display/Default temperature | ●/● |
| Favorites/Individual settings | ●/● |
| Door | |
| CleanGlass door | ● |
| Cavity | |
| XXL cavity | ● |
| Number of halogen lights | 2 |
| Cleaning convenience | |
| Clean Touch Steel™ front | ● |
| Stainless-steel cavity with PerfectClean/with linen surface structure | ●/● |
| External steam generator | ● |
| Maintenance programs: Soak/Rinse/Dry | ●/●/● |
| Steam technology and water supply | |
| MultiSteam | ● |
| Fresh water container | ● |
| Condensate container behind motorized lift-up control panel | – |
| Fresh water connection/Drain connection | ●/● |
| Safety | |
| Appliance cooling system and touch-cool fronts | ● |
| Safety shut-off/System lock | ●/● |
| Technical data | |
| Appliance dimensions in inches (W x H x D) | 23 7/16" x 23 7/16" x 23 1/4" |
| Electrical requirements | 208V/240V, 60 Hz, 20 Amps |
| Plug type | NEMA 6-20 plug |
| Water connection requirements | 9' 10" supplied hose with 3/8" compression fitting |
| Hose connection | |
| Standard accessories | |
| PerfectClean Universal Tray/PerfectClean Wire rack | 1/1 |
| Stainless steel containers perforated/solid | 2/1 |
| PerfectClean FlexiClips | 1 |
| UMRP & MAP/Retail pricing | \$5,699/\$5,899 |
| Material number | |
| Clean Touch Steel™ | 10221030 |
| Brilliant White | 10221050 |
| Obsidian Black | 10221060 |
| Graphite Grey | – |

Combi-Steam Oven Accessories

Product Overview



DGGL 12 Perforated Cooking Pan

For blanching or cooking vegetables, fish, meat, potatoes and much more

- Exterior dimensions W x D x H: 17.6" x 15.2" x 1.6"
- Made from treated stainless steel

Material Number: 08249430

UMRP/MAP: \$59

Retail Pricing: \$59



DGGL 20 Perforated Cooking Pan

For blanching or cooking vegetables, fish, meat, potatoes and much more

- Exterior dimensions W x D x H: 17.7" x 7.5" x 1.6"
- Made from treated stainless steel

Material Number: 08285410

UMRP/MAP: \$49

Retail Pricing: \$49



DGG 20 Solid Cooking Pan

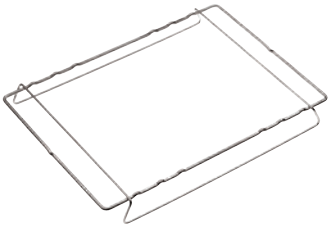
For cooking food in gravy, stock, water (e.g. B. rice, pasta)

- Exterior dimensions W x D x H: 17.7" x 7.5" x 1.6"
- Made from treated stainless steel

Material Number: 08246340

UMRP/MAP: \$49

Retail Pricing: \$49



Rack for Cooking Pans DGA

For maximum utilization of the large cavity

- Allows the use of GN cooking containers
- Made from stainless steel

Material Number: 08249560

UMRP/MAP: \$29

Retail Pricing: \$29



Grease Filter

Material Number: 08235270

UMRP/MAP: \$56

Retail Pricing: \$56



DGSE 1 Serving Element

Food served in style, enjoyed hot

- For serving hot food straight from the Miele steam oven
- Can also be used as an oven-proof dish (up to 446°F)
- Made from fine porcelain from Villeroy & Boch
- For steam cooking cont. 12.8" x 6.9" W x D & max. height of 2.6"

Material Number: 09438520

UMRP/MAP: \$180

Retail Pricing: \$180



PerfectClean Universal Tray HUBB 71

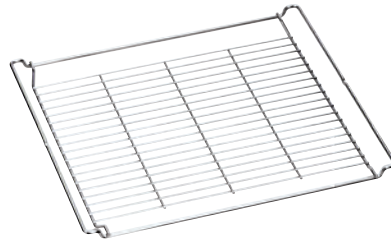
With PerfectClean finish

- Ideal for baking
- Drip tray for meat juices or fat when roasting and grilling
- Fits into FlexiClips or directly into side racks

Material Number: 09519840

UMRP/MAP: \$129

Retail Pricing: \$129



PerfectClean Wire Rack HBBR 71

With PerfectClean finish

- As a surface on which to rest baking tins and casserole dishes
- Ideal for grilling directly on the rack
- Fits perfectly on Miele Universal trays and grease trays
- For use with FlexiClips or in side racks

Material Number: 09524950

UMRP/MAP: \$79

Retail Pricing: \$79



PerfectClean FlexiClips HFC 71

For flexible, customized use of your oven

- For positioning into side racks
- Convenient access to oven trays and racks on every single level
- Easy cleaning thanks to PerfectClean finish

Material Number: 09520660

UMRP/MAP: \$169

Retail Pricing: \$169

Combi-Steam Oven Accessories

Product Overview



Induction-ready Gourmet Casserole HUB 5001 XL

For frying, braising and gratinating

- Made from die-cast aluminum with high-quality non-sticking coating
- For all ovens and cooktops, except gas cooktops

Material Number: 10314310

UMRP/MAP: \$269

Retail Pricing: \$269



900
750
600
450
300
150
80

Auto
450
300
150

12:00

OK
↶

Start

⏸ ⏹ 🔔 ⌚ ☰ M

Miele Microwave Features

Perfect Results and Convenience



15.75" Turntable

Plenty of space: perfect for several glasses, cups, plates or cooking containers of various sizes.



LED Lighting

High-quality and durable: LEDs place your food in the spotlight during preparation.



Popcorn Button

At the touch of a button: fast and easy preparation of one packet of popcorn.



Automatic Programs

Create dishes with ease: simply select one of 16 automatic programs, the weight of the food to be cooked and the appliance will do the rest.



Memory Function

Clever: programs consisting of up to 3 stages can be started and prepared automatically, without interruption.

Microwave Ovens

Product Overview



| Model number | M 6040 SC | M 6160 TC | M 6260 TC |
|--|--------------------------------|---------------------------------|---------------------------------|
| Built-in | | | |
| Width | 24" (60 cm) | 24" (60 cm) | 24" (60 cm) |
| Design | | | |
| PureLine/ContourLine | ●/- | -/● | ●/- |
| TopControl/SideControl | -/● | ●/- | ●/- |
| Silhouette Handle/Comfort Handle | -/- | -/● | ●/- |
| Controls | DirectSelect | DirectSelect | DirectSelect |
| Convenience features | | | |
| Electronically-controlled microwave power | ● | ● | ● |
| Power levels | 80/150/300/450/600/750/900 W | 80/150/300/450/600/750/900 W | 80/150/300/450/600/750/900 W |
| Keep-warm function | ● | ● | ● |
| Operating modes | | | |
| Automatic programs | 11 | 16 | 16 |
| 900 watt microwave | ● | ● | ● |
| User convenience | | | |
| Popcorn button | - | ● | ● |
| Time display | ● | ● | ● |
| Timer/Automatic shut-off | ●/● | ●/● | ●/● |
| Minute Plus button | ● | ● | ● |
| Memory function | ● | ● | ● |
| Individual settings | ● | ● | ● |
| Door | | | |
| Door contact switch | ● | ● | ● |
| Door opening button | ● | - | - |
| Door hinge | Left hinged | Bottom hinged | Bottom hinged |
| Cavity | | | |
| Stainless steel cavity | ● | ● | ● |
| LED lighting | - | ● | ● |
| Turntable diameter | 12.5" | 15.8" | 15.8" |
| Cleaning convenience | | | |
| Clean Touch Steel™ front | ● | ● | ● |
| Safety | | | |
| Safety shut-off/System lock | ●/● | ●/● | ●/● |
| Technical data | | | |
| Appliance dimensions in inches (W x H x D) | 23 7/16" x 17 13/16" x 22 1/8" | 23 7/16" x 17 15/16" x 22 7/16" | 23 7/16" x 17 15/16" x 22 7/16" |
| Electrical requirements | 120 V, 60 Hz, 15 Amps | 120 V, 60 Hz, 15 Amps | 120 V, 60 Hz, 15 Amps |
| Plug type | NEMA 5-15 plug | NEMA 5-15 plug | NEMA 5-15 plug |
| Included accessories | | | |
| Plate cover | ● | ● | ● |
| UMRP & MAP/Retail pricing | \$1,299/\$1,499 | \$1,999/\$2,199 | \$1,999/\$2,199 |
| Material number | | | |
| Clean Touch Steel™ | 09762410 | 09762450 | 09762430 |
| Brilliant White | - | - | - |
| Obsidian Black | - | - | - |
| Graphite Grey | - | - | - |



Auto

80

150

300

3:30 min



M



Microwave
PopCorn!

FOR USE IN MICROWAVE OVEN



Miele

Miele

Temperature - +
Menu

Plate and Food Warming Drawer Highlights

The Perfect Temperature for Dishware and Food

4 Operating Modes

Meals with multiple courses can be a challenge. How do you maintain the quality of your prepared food, while keeping it warmed until it's served? And once served, how can rapid cooling be avoided? A convenient solution: Miele's Warming Drawers – the perfect match for your Miele built-in appliances. Warm cups and plates or keep food at serving temperature with temperature settings from 104 – 185°F. This ensures that you and your guests enjoy a delicious meal with every course.



Touch Controls

Simply convenient: program selection at the touch of a button via a flush touch panel.

Timer

Heat guaranteed: all warming drawers feature a 4-hour timer which switches off automatically.

Self-Closing

Gentle and quiet: a special buffer allows the warming drawer to close gently.

Full-Extension Drawers

Simply practical: the warming drawer can be pulled out completely for easy loading and unloading.

Capacity

Depending on the model, dishware for up to 12 people can be pre-heated.

Warming Drawers

Product Overview



| Model number | ESW 6114 | ESW 6214 | ESW 6380 FB |
|--|---|---|--|
| Built-in | | | |
| Width | 24" (60 cm) | 24" (60 cm) | 30" (76 cm) |
| Design | | | |
| PureLine/ContourLine | ●/● | ●/● | -/- |
| Fully-integrated, custom panel | - | - | ● |
| Touch glass control panel with sensor controls | ● | ● | ● |
| Control panel with text/symbols | ●/- | ●/- | ●/- |
| Silhouette handle/Comfort handle | -/- | -/- | -/- |
| Handleless | ● | ● | - |
| Convenience features | | | |
| Warming cookware | ● | ● | ● |
| Keeping food warm | ● | ● | ● |
| Precise electronic adjustable temperature control from 105 – 185°F | ● | ● | ● |
| Operating modes | | | |
| Warm cups | ● | ● | ● |
| Warm plates | ● | ● | ● |
| Keeping food warm | ● | ● | ● |
| Low temperature cooking (e.g. melting, proofing, etc.) | ● | ● | ● |
| User convenience | | | |
| Fully telescopic runners for easy loading and unloading | ● | ● | ● |
| Push-to-Open mechanism | ● | ● | - |
| SoftClose feature | ● | ● | ● |
| Timer function | ● | ● | ● |
| Loading capacity | 6 place settings | 6 place settings | 12 place settings |
| Cleaning convenience | | | |
| Clean Touch Steel™ front | ● | ● | - |
| Flush touch display | ● | ● | ● |
| Safety | | | |
| Cool-touch front | ● | ● | ● |
| Non-slip liner | ● | ● | ● |
| Safety shut-off | ● | ● | ● |
| Technical data | | | |
| Appliance dimensions in inches (W x H x D) | 23 ⁷ / ₁₆ " x 5 ⁹ / ₁₆ " x 22 | 23 ⁷ / ₁₆ " x 5 ⁹ / ₁₆ " x 22 | 29 ¹³ / ₁₆ " x 10 ¹³ / ₁₆ " x 24 ⁷ / ₈ " |
| Electrical requirements | 120 V, 60 Hz, 15 Amps | 120 V, 60 Hz, 15 Amps | 120 V, 60 Hz, 15 Amps |
| Plug type | NEMA 5-15 plug | NEMA 5-15 plug | NEMA 5-15 plug |
| Standard accessories | | | |
| Non-slip liner | 1 | 1 | 1 |
| Rack for increased capacity | - | - | 1 |
| UMRP & MAP/Retail pricing | \$1,399/\$1,499 | \$1,399/\$1,499 | \$1,999/\$2,099 |
| Material number | | | |
| Clean Touch Steel™ | 09682550 | 09682560 | 09685060 |
| Brilliant White | - | 09739970 | - |
| Obsidian Black | - | 10034510 | - |
| Graphite Grey | - | 10754040 | - |

Warming Drawers

Product Overview



| Model number | ESW 6580 | ESW 6780 | ESW 6880 |
|--|---------------------------------|---------------------------------|---------------------------------|
| Built-in | | | |
| Width | 30" (76 cm) | 30" (76 cm) | 30" (76 cm) |
| Design | | | |
| PureLine/ContourLine | -/● | -/● | ●/- |
| Fully-integrated, custom panel | - | - | - |
| Touch glass control panel with sensor controls | ● | ● | ● |
| Control panel with text/symbols | ●/- | ●/- | ●/- |
| Silhouette handle/Comfort handle | -/● | -/● | ●/- |
| Handleless | - | - | - |
| Convenience features | | | |
| Warming cookware | ● | ● | ● |
| Keeping food warm | ● | ● | ● |
| Precise electronic adjustable temperature control from 105 – 185°F | ● | ● | ● |
| Operating modes | | | |
| Warm cups | ● | ● | ● |
| Warm plates | ● | ● | ● |
| Keeping food warm | ● | ● | ● |
| Low temperature cooking (e.g. melting, proofing, etc.) | ● | ● | ● |
| User convenience | | | |
| Fully telescopic runners for easy loading and unloading | ● | ● | ● |
| Push-to-Open mechanism | - | - | - |
| SoftClose feature | ● | ● | ● |
| Timer function | ● | ● | ● |
| Loading capacity | 12 place settings | 12 place settings | 12 place settings |
| Cleaning convenience | | | |
| Clean Touch Steel™ front | ● | ● | ● |
| Flush touch display | ● | ● | ● |
| Safety | | | |
| Cool-touch front | ● | ● | ● |
| Non-slip liner | ● | ● | ● |
| Safety shut-off | ● | ● | ● |
| Technical data | | | |
| Appliance dimensions in inches (W x H x D) | 29 13/16" x 10 13/16" x 24 7/8" | 29 13/16" x 10 13/16" x 24 7/8" | 29 13/16" x 10 13/16" x 24 7/8" |
| Electrical requirements | 120 V, 60 Hz, 15 Amps | 120 V, 60 Hz, 15 Amps | 120 V, 60 Hz, 15 Amps |
| Plug type | NEMA 5-15 plug | NEMA 5-15 plug | NEMA 5-15 plug |
| Standard accessories | | | |
| Non-slip liner | 1 | 1 | 1 |
| Rack for increased capacity | 1 | 1 | 1 |
| UMRP & MAP/Retail pricing | \$2,199/\$2,299 | \$2,199/\$2,299 | \$2,199/\$2,299 |
| Material number | | | |
| Clean Touch Steel™ | 09685080 | 09685110 | 09685120 |
| Brilliant White | - | - | 09714250 |
| Obsidian Black | - | - | 10034540 |
| Graphite Grey | - | - | 10754210 |

Warming Drawers

Product Overview



| Model number | ESW 6585 | ESW 6885 |
|--|-------------------------------|-------------------------------|
| Built-in | | |
| Width | 30" (76 cm) | 30" (76 cm) |
| Design | | |
| PureLine/ContourLine | -/● | ●/- |
| Fully-integrated, custom panel | - | - |
| Touch glass control panel with sensor controls | ● | ● |
| Control panel with text/symbols | ●/- | ●/- |
| Silhouette handle/Comfort handle | -/- | -/- |
| Handleless | ● | ● |
| Convenience features | | |
| Warming cookware | ● | ● |
| Keeping food warm | ● | ● |
| Precise electronic adjustable temperature control from 105 – 185°F | ● | ● |
| Operating modes | | |
| Warm cups | ● | ● |
| Warm plates | ● | ● |
| Keeping food warm | ● | ● |
| Low temperature cooking (e.g. melting, proofing, etc.) | ● | ● |
| User convenience | | |
| Fully telescopic runners for easy loading and unloading | ● | ● |
| Push-to-Open mechanism | ● | - |
| SoftClose feature | - | ● |
| Timer function | ● | ● |
| Loading capacity | 12 place settings | 12 place settings |
| Cleaning convenience | | |
| Clean Touch Steel™ front | ● | ● |
| Flush touch display | ● | ● |
| Safety | | |
| Cool-touch front | ● | ● |
| Non-slip liner | ● | ● |
| Safety shut-off | ● | ● |
| Technical data | | |
| Appliance dimensions in inches (W x H x D) | 29 12/16" x 9 3/16" x 23 3/4" | 29 12/16" x 9 3/16" x 23 3/4" |
| Electrical requirements | 120 V, 60 Hz, 15 Amps | 120 V, 60 Hz, 15 Amps |
| Plug type | NEMA 5-15 plug | NEMA 5-15 plug |
| Standard accessories | | |
| Non-slip liner | 1 | 1 |
| Rack for increased capacity | 1 | 1 |
| UMRP & MAP/Retail pricing | \$2,199/\$2,299 | \$2,199/\$2,299 |
| Material number | | |
| Clean Touch Steel™ | 10653740 | 10653750 |
| Brilliant White | - | 10653770 |
| Obsidian Black | - | 10653760 |
| Graphite Grey | - | 10754230 |

Vacuum Sealing Drawer

Product Overview



| | |
|--|----------------------------------|
| Model number | EVS 6114 |
| Construction type | |
| Built-in vacuum sealing drawer | ● |
| Design | |
| PureLine/ContourLine | ●/● |
| Control panel with sensor controls | ● |
| Control panel with text/symbols | -/● |
| Handleless – push-to-open | ● |
| Convenience features | |
| Preparing for Sous Vide cooking | ● |
| Longer storage life of food | ● |
| Marinating food | ● |
| Range of applications | |
| Vacuum sealing food | ● |
| Marinating food | ● |
| Dividing food into portions | ● |
| Vacuum sealing containers | ● |
| Resealing original packaging | ● |
| Sealing jars | ● |
| Vacuum sealing liquids | ● |
| Control panel | |
| Fully telescopic runners for easy loading and unloading | ● |
| Push-to-Open mechanism | ● |
| Vacuum settings | 1 – 3 |
| LED vacuum setting indicator | ● |
| Sealing duration settings | 1 – 3 |
| LED sealing duration indicator | ● |
| Stop function | ● |
| Maximum bag size in inches (mm) | 9.8 – 13.8 inches (250 – 350 mm) |
| Vacuum chamber capacity in cu. ft. (l) | 0.3 cu.ft. (8 l) |
| Air extraction technology | |
| Stainless-steel vacuum chamber | ● |
| Pump capacity in m ³ /h | 4 |
| Cleaning convenience | |
| Stainless steel front with Clean Touch Steel surface | ● |
| Flush control panel | ● |
| Note regarding moisture removal from the vacuum pump | ● |
| Replaceable sealing bar | ● |
| Safety | |
| Safety cut-out | ● |
| Technical data | |
| Appliance dimensions in inches (W x H x D) | 23 1/2" x 5 5/8" x 22 1/2" |
| Useable interior height in inches (mm) | 3 1/4" (80) |
| Total connected load in kW/Voltage in V/Fuse rating in A | 0,3/120/15 |
| Wire length in ft (m) | 5 (1.8) |
| Standard accessories | |
| Adapter for vacuum sealing container | 1 |
| Sous-vide cookbook/request card for sous-vide cookbook | -/- |
| Connection wire with plug | - |
| Vacuum sealing bags | ● |
| UMRP & MAP/Retail pricing | \$2,999/\$3,099 |
| Material number | |
| Clean Touch Steel™ | 10683060 |
| Brilliant White | - |
| Obsidian Black | - |
| Graphite Grey | - |



Miele

con@ctivity 2.0

Exclusive Features for Gourmet Results

Miele Electric and Induction Cooktops - Product Highlights

Con@ctivity 2.0

Miele's Con@ctivity 2.0 feature allows you to concentrate fully on cooking, leaving the rest up to its wireless technology. Con@ctivity 2.0 gathers information from the induction cooktop and transmits it to the ventilation hood, ensuring the hood operates at the optimum power setting based on your cooking environment. To avoid unnecessary energy consumption, once the cooktop is turned off the ventilation hood will run for up to 15 minutes, depending on what is being cooked.



Con@ctivity 2.0 can control the following functions for you:

- Switching on the hood and its lighting when the cooktop is operating
- Automatic power level adjustment – to suit your cooktop setting
- Automatic delayed shutdown times (in stages of 5 or 15 minutes)
- Automatic switch-off of the hood and cooktop lighting

If needed, you may override automatic operation or use your ventilation hood manually at any time during cooking.

Required Components

In order for Con@ctivity 2.0 to function, a network-capable Miele ventilation hood and Miele induction cooktop with Con@ctivity 2.0 must be installed together. A suitable wireless stick for the induction cooktop is supplied with network-capable ventilation hoods.



Stop & Go

Automatically reduces the power level to the lowest setting for all active zones. Allowing you to temporarily leave your cooktop unattended.

Auto Heat-Up

Offering the ultimate in cooktop responsiveness, the Auto Heat-Up function provides an initial power boost before reducing the power level for continued cooking.

Keep Warm Function

Food kept at serving temperature: this function controls the temperature in the pan base and prevents food from burning.

Timer


Perfect timing: this feature allows you to set a duration for cooking and will alert you once the time is complete.

EasyClean Ceramic Glass

Designed with an extremely durable Ceran surface, this smooth, glass-like surface is designed to resist heat transfer.

Electric Cooktops



Product Overview



| Model number | KM 5621 | KM 5820 | KM 5624 |
|--|--|--|--|
| Electric cooktop | | | |
| Width | 24" (60 cm) | 24" (60 cm) | 30" (76 cm) |
| 240 V/208 V (2 separate models) | ●/● | ●/- | ●/- |
| Controls | | | |
| Stainless Steel knob controls | ● | - | ● |
| Direct Selection | - | ● | - |
| Direct Selection Plus | - | - | - |
| Control Panel placement | right side | left front | right side |
| Design | | | |
| Stainless steel frame | ● | ● | ● |
| EasyClean Ceran surface | ● | ● | ● |
| 3D glass design | ● | ● | ● |
| Cooking zones | | | |
| Number of cooking zones | 4 | 3 | 4 |
| Front Left: | Variable zone, 4 ³ / ₄ " – 8 ¹ / ₄ " | - | Variable zone, 7 ¹ / ₁₆ " – 9" |
| Power level in W | 900/2,400 | - | 1,600/2,500 |
| Back Left: | Single zone, 5 ¹¹ / ₁₆ " | Variable zone, 5 ¹¹ / ₁₆ " – 8 ¹ / ₄ " – 10 ⁵ / ₈ " | Single zone, 5 ¹¹ / ₁₆ " |
| Power level in W | 1,200 | 950/2,000/3,100 | 1,200 |
| Front Right: | Single zone, 5 ¹¹ / ₁₆ " | Single zone, 5 ¹¹ / ₁₆ " | Variable zone, 4 ³ / ₄ " – 7 ¹ / ₁₆ " |
| Power level in W | 1,200 | 1,200 | 700/1,800 |
| Back Right: | Variable zone, 4 ³ / ₄ " – 7 ¹ / ₁₆ " | Variable zone, 4 ³ / ₄ " – 7 ¹ / ₁₆ " | Variable zone, 4 ³ / ₄ " – 7 ¹ / ₁₆ " |
| Power level in W | 700/1,800 | 700/1,800 | 700/1,800 |
| Front Center: | - | - | - |
| Power level in W | - | - | - |
| Back Center: | - | - | - |
| Power level in W | - | - | - |
| Features | | | |
| Number of variable cooking zones | 2 | 2 | 3 |
| Timer | - | ● | - |
| Auto-Heat Up | ● | ● | ● |
| Stop & Go | - | ● | - |
| Indicators | | | |
| Residual heat indicators/Power level display | ●/- | ●/● | ●/- |
| Efficiency and sustainability | | | |
| Utilization of residual heat | - | - | - |
| Safety | | | |
| Overheating protection | ● | ● | ● |
| Technical data | | | |
| Appliances dimensions in inches (W x H x D) | 24 ⁵ / ₈ " x 2 ¹⁵ / ₁₆ " x 21 ⁷ / ₁₆ " | 24 ⁵ / ₈ " x 2 ¹⁵ / ₁₆ " x 21 ⁷ / ₁₆ " | 30 ¹ / ₂ " x 2 ¹⁵ / ₁₆ " x 21 ⁷ / ₁₆ " |
| Electrical requirements | 208/240 V, 60 Hz, 40 Amps | 240 V, 60 Hz, 40 Amps | 240 V, 60 Hz, 40 Amps |
| Optional accessories | | | |
| Miele Ceramic and Stainless Steel Cleaner | ● | ● | ● |
| Razor blade glass scraper | ● | ● | ● |
| UMRP & MAP/Retail pricing | \$1,599/\$1,699 | \$1,699/\$1,799 | \$1,799/\$1,899 |
| Material Number | | | |
| 240 V | 07821660 | 07821720 | 07821680 |
| 208 V | 07821670 | - | - |

Electric Cooktops


Product Overview



| Model number | KM 5840 | KM 5627 | KM 5860 |
|--|---------------------------------|---------------------------------|--|
| Electric cooktop | | | |
| Width | 30" (76 cm) | 36" (90 cm) | 36" (90 cm) |
| 240 V/208 V (2 separate models) | ●/– | ●/● | ●/– |
| Controls | | | |
| Stainless Steel knob controls | – | ● | – |
| Direct Selection | – | – | – |
| Direct Selection Plus | ● | – | ● |
| Control Panel placement | right front | right side | right front |
| Design | | | |
| Stainless steel frame | ● | ● | ● |
| EasyClean Ceran surface | ● | ● | ● |
| 3D glass design | ● | ● | ● |
| Cooking zones | | | |
| Number of cooking zones | 4 | 5 | 5 |
| Front Left: | Variable zone, 7 1/16" – 9" | Variable zone, 7 1/16" – 9" | Variable zone, 7 1/16" – 9" |
| Power level in W | 1,600/2,500 | 1,600/2,500 | 1,600/2,500 |
| Back Left: | Single zone, 5 11/16" | Single zone, 5 11/16" | Single zone, 5 11/16" |
| Power level in W | 1,200 | 1,200 | 1,200 |
| Front Right: | – | Variable zone, 8 1/4" – 10 5/8" | – |
| Power level in W | – | 2,000/2,700 | – |
| Back Right: | Variable zone, 7 1/16" – 9" | – | Variable zone, 5 11/16" – 8 1/4" – 10 5/8" |
| Power level in W | 1,600/2,500 | – | 950/2,000/3,100 |
| Front Center: | – | Variable zone, 4 3/4" – 7 1/16" | Single zone, 5 11/16" |
| Power level in W | – | 700/1,800 | 1,200 |
| Back Center: | Variable zone, 4 3/4" – 7 1/16" | Variable zone, 4 3/4" – 7 1/16" | Variable zone, 4 3/4" – 7 1/16" |
| Power level in W | 700/1,800 | 700/1,800 | 700/1,800 |
| Features | | | |
| Number of variable cooking zones | 3 | 4 | 3 |
| Timer | ● | – | ● |
| Auto-Heat Up | ● | ● | ● |
| Stop & Go | ● | – | ● |
| Indicators | | | |
| Residual heat indicators/Power level display | ●/● | ●/– | ●/● |
| Efficiency and sustainability | | | |
| Utilization of residual heat | – | – | – |
| Safety | | | |
| Overheating protection | ● | ● | ● |
| Technical data | | | |
| Appliances dimensions in inches (W x H x D) | 30 1/2" x 2 15/16" x 21 7/16" | 36" x 2 15/16" x 21 7/16" | 36" x 2 15/16" x 21 7/16" |
| Electrical requirements | 240 V, 60 Hz, 40 Amps | 208/240 V, 60 Hz, 40 Amps | 240 V, 60 Hz, 50 Amps |
| Optional accessories | | | |
| Miele Ceramic and Stainless Steel Cleaner | ● | ● | ● |
| Razor blade glass scraper | ● | ● | ● |
| UMRP & MAP/Retail pricing | | | |
| | \$1,999/\$2,099 | \$1,999/\$2,099 | \$2,199/\$2,299 |
| Material Number | | | |
| 240 V | 07821740 | 07821700 | 07821760 |
| 208 V | – | 07821710 | – |

Electric Cooktops

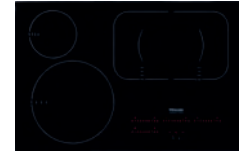
Product Overview



| | |
|--|--|
| Model number | KM 5880 |
| Electric cooktop | |
| Width | 42" (106 cm) |
| 240 V/208 V (2 separate models) | ●/– |
| Controls | |
| Stainless Steel knob controls | – |
| Direct Selection | – |
| Direct Selection Plus | ● |
| Control Panel placement | right front |
| Design | |
| Stainless steel frame | ● |
| EasyClean Ceran surface | ● |
| 3D glass design | ● |
| Cooking zones | |
| Number of cooking zones | 5 |
| Front Left: | Variable zone, 7 1/16" – 9" |
| Power level in W | 1,600/2,500 |
| Back Left: | Single zone, 5 11/16" |
| Power level in W | 1,200 |
| Front Right: | – |
| Power level in W | – |
| Back Right: | Variable zone, 5 11/16" – 8 1/4" – 10 5/8" |
| Power level in W | 950/2,000/3,100 |
| Front Center: | Variable zone, 4 3/4" – 7 1/16" |
| Power level in W | 700/1,800 |
| Back Center: | Variable zone, 5 11/16" – 8 1/4" |
| Power level in W | 1,100/2,400 |
| Features | |
| Number of variable cooking zones | 4 |
| Timer | ● |
| Auto-Heat Up | ● |
| Stop & Go | ● |
| Indicators | |
| Residual heat indicators/Power level display | ●/● |
| Efficiency and sustainability | |
| Utilization of residual heat | – |
| Safety | |
| Overheating protection | ● |
| Technical data | |
| Appliances dimensions in inches (W x H x D) | 42 1/16" x 2 1/8" x 21 7/16" |
| Electrical requirements | 240 V, 60 Hz, 50 Amps |
| Optional accessories | |
| Miele Ceramic and Stainless Steel Cleaner | ● |
| Razor blade glass scraper | ● |
| UMRP & MAP/Retail pricing | \$2,599/\$2,699 |
| Material Number | |
| 240 V | 07821780 |
| 208 V | – |

Induction Cooktops

Product Overview



| Model number | KM 6320 | KM 6360 | KM 6365 |
|--|--|--|---|
| Induction cooktop | | | |
| Width | 24" (60 cm) | 30" (76 cm) | 30" (76 cm) |
| 240V/208V | ● | ● | ● |
| Controls | | | |
| Direct Selection | ● | – | – |
| Direct Selection Plus | – | ● | ● |
| Power levels with digital display | 1 – 9 default, 1 – 12 extended | 1 – 9 default, 1 – 12 extended | 1 – 9 default, 1 – 12 extended |
| Change of Power levels | ● | ● | ● |
| Control Panel placement | front center | right front | right front |
| Design | | | |
| Stainless steel frame | ● | ● | – |
| Frameless for flush mounting | – | – | ● |
| EasyClean Ceran surface | ● | ● | ● |
| Cooking zones | | | |
| Number of cooking zones | 3 | 4 | 4 |
| PowerFlex zones | 1 | 1 | 1 |
| Diameter in inches | 9" – 15" | 9" – 15" | 9" – 15" |
| Power level in W/Booster/TwinBooster 1/Twin Booster 2 | 3,550/5,000/7,700 | 3,550/5,000/7,700 | 3,550/5,000/7,700 |
| Cooking zone | | | |
| Position/Type/Diameter in inches | left/Vario/7" – 11" | front left/Vario/7" – 11" | front left/Vario/7" – 11" |
| Power level in W/Booster/TwinBooster 1/Twin Booster 2 | 2,500/3,100/3,850 | 2,500/3,100/3,850 | 2,500/3,100/3,850 |
| Cooking zone | | | |
| Position/Type/Diameter in inches | back right/Vario/6" – 9" | back left/Vario/4" – 6" | back left/Vario/4" – 6" |
| Power level in W/Booster/TwinBooster 1/Twin Booster 2 | 2,200/3,100/3,850 | 1,450/1,900 | 1,450/1,900 |
| Cooking zone | | | |
| Position/Type/Diameter in inches | front right/Vario/6" – 9" | Center/Vario/6" – 9" | Center/Vario/6" – 9" |
| Power level in W/Booster/TwinBooster 1/Twin Booster 2 | 2,200/3,100/3,850 | 2,200/3,100/3,850 | 2,200/3,100/3,850 |
| Cooking zone | | | |
| Position/Type/Diameter in inches | –/–/– | back right/Vario/6" – 9" | back right/Vario/6" – 9" |
| Power level in W/Booster/TwinBooster 1/Twin Booster 2 | –/–/– | 2,200/3,100/3,850 | 2,200/3,100/3,850 |
| Cooking zone | | | |
| Position/Type/Diameter in inches | –/–/– | –/–/– | –/–/– |
| Power level in W/Booster/TwinBooster 1/Twin Booster 2 | –/–/– | –/–/– | –/–/– |
| Convenience features | | | |
| Con@ctivity 2.0 – communication between cooktop and hood | ● | ● | ● |
| Automatic pan size recognition | ● | ● | ● |
| Extended zones | ● | ● | ● |
| Stop&Go function/Keeping warm function | ●/● | ●/● | ●/● |
| Minute minder/Timer/Auto heat-up | ●/●/● | ●/●/● | ●/●/● |
| Programmable settings (e.g. buzzer tones) | ● | ● | ● |
| Indicators | | | |
| Residual heat indicators/Power level display | ●/● | ●/● | ●/● |
| Safety | | | |
| Safety switch-off | ● | ● | ● |
| Safety lock/System lock | ●/● | ●/● | ●/● |
| Fault indication/Integrated cooling fan/Overheating protection | ●/●/● | ●/●/● | ●/●/● |
| Technical data | | | |
| Appliance dimensions in inches (W x H x D) | 24 ⁵ / ₈ " x 4 ¹ / ₈ " x 21 ⁷ / ₁₆ " | 30 ¹ / ₂ " x 4 ¹ / ₈ " x 21 ⁷ / ₁₆ " | 30 ⁵ / ₁₆ " x 4 ³ / ₈ " x 20 ³ / ₁₆ " |
| Electrical requirements | 240/208 V, 40 Amps | 240/208 V, 40 Amps | 240/208 V, 40 Amps |
| Optional accessories | | | |
| Miele Ceramic and Stainless Steel Cleaner | ● | ● | ● |
| Razor blade glass scraper | ● | ● | ● |
| Induction-Ready Casserole | ● | ● | ● |
| UMRP & MAP/Retail pricing | \$2,299/\$2,399 | \$2,999/\$3,099 | \$2,899/\$2,999 |
| Material number | 09775880 | 09775890 | 09775900 |

Induction Cooktops

Product Overview



| Model number | KM 6370 | KM 6375 | KM 6377 |
|--|--------------------------------|--------------------------------|--------------------------------|
| Induction cooktop | | | |
| Width | 36" (90 cm) | 36" (90 cm) | 42" (106 cm) |
| 240V/208V | ● | ● | ● |
| Controls | | | |
| Direct Selection | – | – | – |
| Direct Selection Plus | ● | ● | ● |
| Power levels with digital display | 1 – 9 default, 1 – 12 extended | 1 – 9 default, 1 – 12 extended | 1 – 9 default, 1 – 12 extended |
| Change of Power levels | ● | ● | ● |
| Control Panel placement | right front | right front | front center |
| Design | | | |
| Stainless steel frame | ● | – | ● |
| Frameless for flush mounting | – | ● | – |
| EasyClean Ceran surface | ● | ● | ● |
| Cooking zones | | | |
| Number of cooking zones | 5 | 5 | 5 |
| PowerFlex zones | 1 | 1 | 2 |
| Diameter in inches | 9" – 15" | 9" – 15" | 9" – 15" |
| Power level in W/Booster/TwinBooster 1/Twin Booster 2 | 3,550/5,000/7,700 | 3,550/5,000/7,700 | 3,550/5,000/7,700 |
| Cooking zone | | | |
| Position/Type/Diameter in inches | front left/Vario/6" – 9" | front left/Vario/6" – 9" | front left/Vario/6" – 9" |
| Power level in W/Booster/TwinBooster 1/Twin Booster 2 | 2,200/3,100/3,850 | 2,200/3,100/3,850 | 2,200/3,100/3,850 |
| Cooking zone | | | |
| Position/Type/Diameter in inches | back left/Vario/6" – 9" | back left/Vario/6" – 9" | back left/Vario/6" – 9" |
| Power level in W/Booster/TwinBooster 1/Twin Booster 2 | 2,200/3,100/3,850 | 2,200/3,100/3,850 | 2,200/3,100/3,850 |
| Cooking zone | | | |
| Position/Type/Diameter in inches | Center back/Vario/5 1/2" – 8" | Center back/Vario/5 1/2" – 8" | Center/Vario/7" – 11" |
| Power level in W/Booster/TwinBooster 1/Twin Booster 2 | 1,950/2,600 | 1,950/2,600 | 2,500/3,100/3,850 |
| Cooking zone | | | |
| Position/Type/Diameter in inches | Center front/Vario/4" – 6" | Center front/Vario/4" – 6" | back right/Vario/6" – 9" |
| Power level in W/Booster/TwinBooster 1/Twin Booster 2 | 1,450/1,900 | 1,450/1,900 | 2,200/3,100/3,850 |
| Cooking zone | | | |
| Position/Type/Diameter in inches | back right/Vario/7" – 11" | back right/Vario/7" – 11" | front right/Vario/6" – 9" |
| Power level in W/Booster/TwinBooster 1/Twin Booster 2 | 2,500/3,100/3,850 | 2,500/3,100/3,850 | 2,200/3,100/3,850 |
| Convenience features | | | |
| Con@ctivity 2.0 – communication between cooktop and hood | ● | ● | ● |
| Automatic pan size recognition | ● | ● | ● |
| Extended zones | ● | ● | ● |
| Stop&Go function/Keeping warm function | ●/● | ●/● | ●/● |
| Minute minder/Timer/Auto heat-up | ●/●/● | ●/●/● | ●/●/● |
| Programmable settings (e.g. buzzer tones) | ● | ● | ● |
| Indicators | | | |
| Residual heat indicators/Power level display | ●/● | ●/● | ●/● |
| Safety | | | |
| Safety switch-off | ● | ● | ● |
| Safety lock/System lock | ●/● | ●/● | ●/● |
| Fault indication/Integrated cooling fan/Overheating protection | ●/●/● | ●/●/● | ●/●/● |
| Technical data | | | |
| Appliance dimensions in inches (W x H x D) | 36" x 4 1/8" x 21 7/16" | 35 7/8" x 4 3/8" x 20 3/16" | 42 1/2" x 4 1/8" x 21 7/16" |
| Electrical requirements | 240/208 V, 50 Amps | 240/208 V, 50 Amps | 240/208 V, 50 Amps |
| Optional accessories | | | |
| Miele Ceramic and Stainless Steel Cleaner | ● | ● | ● |
| Razor blade glass scraper | ● | ● | ● |
| Induction-Ready Casserole | ● | ● | ● |
| UMRP & MAP/Retail pricing | \$3,499/\$3,599 | \$3,399/\$3,499 | \$3,999/\$4,099 |
| Material number | 09775910 | 09775920 | 09775930 |





Miele

Gas Cooktop Highlights

Exclusive Features for Gourmet Results

Gas Cooktops: Natural Gas or Liquid Propane

Miele offers the option of natural gas or liquid propane cooktops to meet your cooking needs.



ComfortClean Grates

Fast cleaning: enjoy the convenience of removable, dishwasher-safe grates.



Individual Design

Attractive designs to suit all tastes: a professional stainless steel or elegant ceramic glass.



Installation Options

Miele Gas Cooktops offer variety, allowing you to choose from different design installations. Choose a flush mounted cooktop for a completely seamless look, or a proud installation, adding a lip of stainless steel above your countertop.



Fast Ignition System

No need to press or hold the control: convenient rotary electronic controls to switch burners on.



Wok Burner

Professional: single or dual-wok burner for uniform and/or separate power regulation of both flame rings.

Gas Cooktops

Product Overview



| Model number | KM 360 G | KM 3010 G | KM 2032 G |
|--|------------------------------|--------------------------------|----------------------------|
| Gas cooktop | | | |
| Width | 24" (60 cm) | 24" (60 cm) | 30" (76 cm) |
| G/LP (2 separate models) | ●/- | ●/- | ●/- |
| Controls | | | |
| Stainless Steel knob controls | ● | ● | ● |
| Control Panel placement | center front | center front | center front |
| Design | | | |
| Gas on glass | - | ● | - |
| Stainless steel finish and frame | ● | - | ● |
| Flush mounting | - | - | - |
| Cast iron grates | ● | ● | ● |
| Grates design | Linear | Hexa | Linear |
| Burners | | | |
| Number of sealed burners | 4 | 4 | 5 |
| Cooking zones | | | |
| Front Left: | High-speed burner | High-speed burner | High-speed burner |
| Burner output in BTU | 1,700 – 10,200 | 2,000 – 9,300 | 1,800 – 8,600 |
| Back Left: | Simmer burner | Simmer burner | Simmer burner |
| Burner output in BTU | 900 – 3,400 | 1,000 – 3,750 | 850 – 3,800 |
| Front Right: | Normal burner | Normal burner | Normal burner |
| Burner output in BTU | 1,200 – 6,000 | 1,450 – 5,800 | 1,200 – 5,500 |
| Back Right: | Normal burner | Normal burner | Normal burner |
| Burner output in BTU | 1,200 – 6,000 | 1,450 – 5,800 | 1,200 – 5,500 |
| Front Center: | - | - | Wok |
| Burner output in BTU | - | - | 3,700 – 11,300 |
| Back Center: | - | - | - |
| Burner output in BTU | - | - | - |
| Features | | | |
| EasyClean Ceran surface | - | ● | - |
| ComfortClean dishwasher-safe grates | - | ● | - |
| Safety | | | |
| Ignition Safety control | ● | ● | ● |
| QuickStart (fast ignition) | - | - | - |
| Technical data | | | |
| Appliance dimensions in inches (W x H x D) | 23 1/16" x 2 3/16" x 20 1/4" | 24 5/8" x 2 13/16" x 20 11/16" | 29 1/2" x 2 1/8" x 20 1/2" |
| Total burner output in BTU | 25,600 | 24,650 | 34,700 |
| Electrical requirements | 120 V, 60 Hz, 15 Amps | 120 V, 60 Hz, 15 Amps | 120 V, 60 Hz, 15 Amps |
| Standard accessories | | | |
| Wok ring | - | - | ● |
| Trivet | - | - | - |
| Optional accessories | | | |
| KMGP 340 Griddle Plate | - | - | - |
| Miele Ceramic and Stainless Steel Cleaner | - | ● | - |
| Razor blade glass scraper | - | ● | - |
| UMRP & MAP/Retail pricing | \$1,399/\$1,499 | \$1,399/\$1,499 | \$1,199/\$1,299 |
| Material Number | | | |
| Natural Gas | 06391560 | 06792680 | 10735660 |
| Liquid Propane | - | - | - |

Gas Cooktops

Product Overview



| Model number | KM 3465 G/LP | KM 3464 G | KM 3474 G |
|--|---------------------------|---------------------------|---------------------------|
| Gas cooktop | | | |
| Width | 30" (76 cm) | 30" (76 cm) | 36" (90 cm) |
| G/LP (2 separate models) | ●/● | ●/- | ●/● |
| Controls | | | |
| Stainless Steel knob controls | ● | ● | ● |
| Control Panel placement | right side | right side | center front |
| Design | | | |
| Gas on glass | - | - | - |
| Stainless steel finish and frame | ● | ● | ● |
| Flush mounting | - | - | - |
| Cast iron grates | ● | ● | ● |
| Grates design | Linear | Hexa | Hexa |
| Burners | | | |
| Number of sealed burners | 4 | 4 | 5 |
| Cooking zones | | | |
| Front Left: | Double-inset super burner | Double-inset super burner | Double-inset super burner |
| Burner output in BTU | 620 – 15,300 | 620 – 15,300 | 620 – 15,300 |
| Back Left: | High-speed burner | High-speed burner | High-speed burner |
| Burner output in BTU | 1,700 – 9,000 | 1,700 – 9,000 | 1,700 – 9,000 |
| Front Right: | High-speed burner | High-speed burner | Double-inset super burner |
| Burner output in BTU | 1,700 – 9,000 | 1,700 – 9,000 | 620 – 15,300 |
| Back Right: | Super burner | Super burner | High-speed burner |
| Burner output in BTU | 2,500 – 12,000 | 2,500 – 12,000 | 1,700 – 9,000 |
| Front Center: | - | - | - |
| Burner output in BTU | - | - | - |
| Back Center: | - | - | Super burner |
| Burner output in BTU | - | - | 2,500 – 12,000 |
| Features | | | |
| EasyClean Ceran surface | - | - | - |
| ComfortClean dishwasher-safe grates | - | - | - |
| Safety | | | |
| Ignition Safety control | ● | ● | ● |
| QuickStart (fast ignition) | ● | ● | ● |
| Technical data | | | |
| Appliance dimensions in inches (W x H x D) | 30" x 3 1/4" x 21 5/16" | 30" x 3 1/4" x 21 5/16" | 36" x 3 3/8" x 21 5/16" |
| Total burner output in BTU | 45,300 | 45,300 | 60,600 |
| Electrical requirements | 120 V, 60 Hz, 15 Amps | 120 V, 60 Hz, 15 Amps | 120 V, 15 Amps |
| Standard accessories | | | |
| Wok ring | ● | ● | ● |
| Trivet | - | - | - |
| Optional accessories | | | |
| KMGP 340 Griddle Plate | ● | ● | ● |
| Miele Ceramic and Stainless Steel Cleaner | - | - | ● |
| Razor blade glass scraper | - | - | - |
| UMRP & MAP/Retail pricing | \$1,999/\$2,099 | \$1,999/\$2,099 | \$2,099/\$2,199 |
| Material number | | | |
| Natural Gas | 06792700 | 06792780 | 06792760 |
| Liquid Propane | 06792730 | - | - |

Gas Cooktops

Product Overview



| Model number | KM 3054 G | KM 2355 G/LP | KM 3475 G/LP |
|--|---------------------------------|------------------------------|---------------------------|
| Gas cooktop | | | |
| Width | 36" (90 cm) | 36" (90 cm) | 36" (90 cm) |
| G/LP (2 separate models) | ●/- | ●/● | ●/● |
| Controls | | | |
| Stainless Steel knob controls | ● | ● | ● |
| Control Panel placement | center front | center front | center front |
| Design | | | |
| Gas on glass | ● | - | - |
| Stainless steel finish and frame | - | ● | ● |
| Flush mounting | - | ● | - |
| Cast iron grates | ● | ● | ● |
| Grates design | Hexa | Linear | Linear |
| Burners | | | |
| Number of sealed burners | 5 | 5 | 5 |
| Cooking zones | | | |
| Front Left: | - | Simmer burner | Double-inset super burner |
| Burner output in BTU | - | 1,200 – 3,900 | 620 – 15,300 |
| Back Left: | Super burner | High-speed burner | High-speed burner |
| Burner output in BTU | 800 – 16,500 | 1,700 – 9,800 | 1,700 – 9,000 |
| Front Right: | Normal burner | Normal burner | Double-inset super burner |
| Burner output in BTU | 1,450 – 5,800 | 1,200 – 5,900 | 620 – 15,300 |
| Back Right: | Normal burner | Normal burner | High-speed burner |
| Burner output in BTU | 1,450 – 5,800 | 1,200 – 5,900 | 1,700 – 9,000 |
| Front Center: | High-speed burner | - | - |
| Burner output in BTU | 2,000 – 9,300 | - | - |
| Back Center: | Simmer burner | Double-inset super burner | Super burner |
| Burner output in BTU | 1,000 – 3,750 | 750 – 15,000 | 2,500 – 12,000 |
| Features | | | |
| EasyClean Ceran surface | ● | - | - |
| ComfortClean dishwasher-safe grates | ● | ● | - |
| Safety | | | |
| Ignition Safety control | ● | ● | ● |
| QuickStart (fast ignition) | ● | ● | ● |
| Technical data | | | |
| Appliance dimensions in inches (W x H x D) | 37 1/16" x 2 13/16" x 20 11/16" | 35 1/8" x 3 1/16" x 20 3/16" | 36" x 3 3/8" x 21 5/16" |
| Total burner output in BTU | 41,450 | 36,500 | 60,600 |
| Electrical requirements | 120 V, 60 Hz, 15 Amps | 120 V, 15 Amps | 120 V, 15 Amps |
| Standard accessories | | | |
| Wok ring | ● | ● | ● |
| Trivet | - | ● | - |
| Optional accessories | | | |
| KMGP 340 Griddle Plate | ● | - | ● |
| Miele Ceramic and Stainless Steel Cleaner | ● | ● | ● |
| Razor blade glass scraper | ● | - | - |
| UMRP & MAP/Retail pricing | \$2,199/\$2,299 | \$2,199/\$2,299 | \$2,099/\$2,199 |
| Material number | | | |
| Natural Gas | 09272070 | 09450190 | 06792770 |
| Liquid Propane | - | 09456920 | 06792810 |

Gas Cooktops

Product Overview



| Model number | KM 3484 G | KM 3485 G/LP |
|--|-----------------------------|-----------------------------|
| Gas cooktop | | |
| Width | 42" (106 cm) | 42" (106 cm) |
| G/LP (2 separate models) | ●/- | ●/● |
| Controls | | |
| Stainless Steel knob controls | ● | ● |
| Control Panel placement | right side | right side |
| Design | | |
| Gas on glass | - | - |
| Stainless steel finish and frame | ● | ● |
| Flush mounting | - | - |
| Cast iron grates | ● | ● |
| Grates design | Hexa | Linear |
| Burners | | |
| Number of sealed burners | 6 | 6 |
| Cooking zones | | |
| Front Left: | Double-inset super burner | Double-inset super burner |
| Burner output in BTU | 620 – 15,300 | 620 – 15,300 |
| Back Left: | High-speed burner | High-speed burner |
| Burner output in BTU | 1,700 – 9,000 | 1,700 – 9,000 |
| Front Right: | Double-inset super burner | Double-inset super burner |
| Burner output in BTU | 620 – 15,300 | 620 – 16,500 |
| Back Right: | High-speed burner | High-speed burner |
| Burner output in BTU | 1,700 – 9,000 | 1,700 – 9,000 |
| Front Center: | Super burner | Super burner |
| Burner output in BTU | 2,500 – 12,000 | 2,500 – 12,000 |
| Back Center: | Super burner | Super burner |
| Burner output in BTU | 2,500 – 12,000 | 2,500 – 12,000 |
| Features | | |
| EasyClean Ceran surface | - | - |
| ComfortClean dishwasher-safe grates | - | - |
| Safety | | |
| Ignition Safety control | ● | ● |
| QuickStart (fast ignition) | ● | ● |
| Technical data | | |
| Appliance dimensions in inches (W x H x D) | 42 1/2" x 3 3/8" x 21 5/16" | 42 1/2" x 3 3/8" x 21 5/16" |
| Total burner output in BTU | 73,800 | 73,800 |
| Electrical requirements | 120 V, 15 Amps | 120 V, 15 Amps |
| Standard accessories | | |
| Wok ring | ● | ● |
| Trivet | - | - |
| Optional accessories | | |
| KMGP 340 Griddle Plate | ● | ● |
| Miele Ceramic and Stainless Steel Cleaner | ● | ● |
| Razor blade glass scraper | - | - |
| UMRP & MAP/Retail pricing | \$2,299/\$2,399 | \$2,299/\$2,399 |
| Material number | | |
| Natural Gas | 06792840 | 06792850 |
| Liquid Propane | - | 06792870 |



CombiSet™ Highlights

Exclusive Features for Gourmet Results

Miele CombiSets™ marry style and convenience. Despite each appliance working independently of the others, all look as if they fit together. Installed next to each other, they create a uniform and elegant ensemble. A design highlight in any kitchen!



Appliance Widths

Choose from 12" or 15" on varied models: different widths allow you to mix-and-match to suit your needs.

Stainless Steel Frame

Uniform frame design: no matter which combination of CombiSets™ are installed, they are always a perfect match.

Inclined Control Panel

Perfect look: the ergonomically designed control panel simplifies operation, while its stainless steel knobs complement the matching design of the CombiSet™ elements.

Indicators

Safe and effective: a display with up to three indicator modes.

CombiSets™

Product Overview



| Model number | CS 1011 G | CS 1012-1 G/LP |
|--|------------------------------|------------------------------|
| CombiSet™ type | Wok gas burner | Double gas burner |
| Width | 12" (30 cm) | 12" (30 cm) |
| G/LP (2 separate models) | ●/- | ●/● |
| 240 V/208 V (2 separate models) | -/- | -/- |
| Design | | |
| Stainless steel finish and frame | ● | ● |
| EasyClean Ceran surface with stainless steel frame | - | - |
| Cooking zones | | |
| Position/Type/Diameter in inches | Central/Double-Wokburner/- | Front/Normal burner/- |
| Power output/Booster/TwinBooster | 680 – 17,500 BTU | 775 BTU – 5,700 BTU |
| Position/Type/Diameter in inches | -/-/- | Back/High speed burner/- |
| Power output/Booster | -/- | 1,550 BTU – 10,600 BTU |
| Features | | |
| Tepan Yaki surface (2 zones) | - | - |
| BBQ surface in inches/BBQ power in W | -/- | -/- |
| Electric broiler/fryer power level in Fahrenheit | -/- | -/- |
| Indicators | | |
| Residual heat indicator | ● | ● |
| Temperature reached indicator | - | - |
| Booster/In-operation/Extended area indicator | -/●/- | -/●/- |
| Technical data | | |
| Appliance dimensions in inches (W x H x D) | 11 5/16" x 4 3/16" x 20 1/2" | 11 5/16" x 4 3/16" x 20 1/2" |
| Total burner output in BTU | 17,500 | 16,300 |
| Electrical requirements | 120 V, 60 Hz, 15 Amps | 120 V, 60 Hz, 15 Amps |
| Standard accessories | | |
| Lava rock | - | - |
| Pasta insert/Fryer lid | -/- | -/- |
| Optional accessories | | |
| Miele Ceramic and Stainless Steel Cleaner | - | - |
| CSZL 1500 connecting strip | ● | ● |
| CSGP 1300 Griddle Plate | - | - |
| UMRP & MAP/Retail pricing | \$1,199/\$1,299 | \$1,199/\$1,299 |
| Material number | | |
| Natural Gas | 07141860 | 09026740 |
| Liquid Propane | - | 09026700 |

CombiSets™

Product Overview



| | |
|--|-------------------------------|
| Model number | CS 1112 E |
| CombiSet™ type | Electric double burner |
| Width | 12" (30 cm) |
| G/LP (2 separate models) | -/- |
| 240 V/208 V (2 separate models) | ●/- |
| Design | |
| Stainless steel finish and frame | - |
| EasyClean Ceran surface with stainless steel frame | ● |
| Cooking zones | |
| Position/Type/Diameter in inches | Front/Single zone/5 3/4" |
| Power output/Booster/TwinBooster | 1,200 W |
| Position/Type/Diameter in inches | Back/Variable zone/4" – 7" |
| Power output/Booster | 700/1,800 W |
| Features | |
| Tepan Yaki surface (2 zones) | - |
| BBQ surface in inches/BBQ power in W | -/- |
| Electric broiler/fryer power level in Fahrenheit | -/- |
| Indicators | |
| Residual heat indicator | ● |
| Temperature reached indicator | - |
| Booster/In-operation/Extended area indicator | -/●/- |
| Technical data | |
| Appliance dimensions in inches (W x H x D) | 11 5/16" x 3 5/8" x 20 1/2" |
| Electrical requirements | 240 V, 60 Hz, 20/15 Amps |
| Standard accessories | |
| Lava rock | -/- |
| Pasta insert/Fryer lid | - |
| Optional accessories | |
| Miele Ceramic and Stainless Steel Cleaner | ● |
| CSZL 1500 connecting strip | ● |
| CSGP 1300 Griddle Plate | - |
| UMRP & MAP/Retail pricing | \$1,199/\$1,299 |
| Material number | |
| 240 V | 07141710 |
| 208 V | - |

CombiSets™

Product Overview



| Model number | CS 1322 BG | CS 1327 Y |
|--|--------------------------------|------------------------------|
| CombiSet™ type | Electric barbecue | Tepan Yaki |
| Width | 15" (38 cm) | 15" (38 cm) |
| G/LP (2 separate models) | -/- | -/- |
| 240 V/208 V (2 separate models) | ●/● | ●/- |
| Design | | |
| Stainless steel finish and frame | ● | ● |
| EasyClean Ceran surface with stainless steel frame | - | - |
| Cooking zones | | |
| Position/Type/Diameter in inches | -/-/- | Front/Tepan Yaki/- |
| Power output/Booster/TwinBooster | -/-/- | 1,200 W/-/- |
| Position/Type/Diameter in inches | -/-/- | Back/Tepan Yaki/- |
| Power output/Booster | -/- | 1,200 W/- |
| Features | | |
| Tepan Yaki surface (2 zones) | - | ● |
| BBQ surface in inches/BBQ power in W | 9 13/16" x 16 9/16"/3,400 | -/- |
| Electric broiler/fryer power level in Fahrenheit | -/- | -/- |
| Indicators | | |
| Residual heat indicator | ● | ● |
| Temperature reached indicator | - | - |
| Residual heat/Booster/In-operation/Extended area indicator | -/-/●/- | ●/-/●/- |
| Technical data | | |
| Appliance dimensions in inches (W x H x D) | 14 15/16" x 4 15/16" x 20 1/2" | 14 15/16" x 3 5/8" x 20 1/2" |
| Electrical requirements | 208 V/240 V, 60 Hz, 15 Amps | 240 V, 60 Hz, 15 Amps |
| Standard accessories | | |
| Lava rock | ● | - |
| Pasta insert/Fryer lid | -/- | -/- |
| Optional accessories | | |
| Miele Ceramic and Stainless Steel Cleaner | ● | ● |
| CSZL 1500 connecting strip | ● | ● |
| CSGP 1300 Griddle Plate | - | - |
| UMRP & MAP/Retail pricing | \$1,649/\$1,749 | \$2,299/\$2,399 |
| Material number | | |
| 240 V | 07141800 | 07890140 |
| 208 V | 07235280 | - |

CombiSets™

Product Overview



| | |
|--|------------------------------|
| Model number | CS 1411 F |
| CombiSet™ type | Electric boiler/fryer |
| Width | 12" (30 cm) |
| G/LP (2 separate models) | -/- |
| 240 V/208 V (2 separate models) | ●/- |
| Design | |
| Stainless steel finish and frame | ● |
| EasyClean Ceran surface with stainless steel frame | - |
| Cooking zones | |
| Position/Type/Diameter in inches | -/-/- |
| Power output/Booster/TwinBooster | -/-/- |
| Position/Type/Diameter in inches | -/-/- |
| Power output/Booster | -/- |
| Features | |
| Tepan Yaki surface (2 zones) | - |
| BBQ surface in inches/BBQ power in W | -/- |
| Electric broiler/fryer power level in Fahrenheit | ●/176 – 392°F |
| Indicators | |
| Residual heat indicator | ● |
| Temperature reached indicator | ● |
| Booster/In-operation/Extended area indicator | ●/- |
| Technical data | |
| Appliance dimensions in inches (W x H x D) | 11 5/16" x 9 1/16" x 20 1/2" |
| Electrical requirements | 240 V, 60 Hz, 15 Amps |
| Standard accessories | |
| Lava rock | - |
| Pasta insert/Fryer lid | ●/● |
| Optional accessories | |
| Miele Ceramic and Stainless Steel Cleaner | - |
| CSZL 1500 connecting strip | ● |
| CSGP 1300 Griddle Plate | - |
| UMRP & MAP/Retail pricing | \$1,799/\$1,899 |
| Material number | |
| 240 V | 07141820 |
| 208 V | - |

Cooktop and CombiSet™ Accessories

Product Overview



KMGP 340 Griddle Plate

For grilling and frying meat, fish, vegetables and much more

- Can be used on both sides - one ribbed side, one smooth side
- For use with KM 34xx cooktops

Material Number: 05715590

UMRP/MAP: \$250

Retail Pricing: \$250



CSZL 1500 Connecting Strip for CS 1000 Series CombiSet™ units

For installing several CombiSet elements in one single cut-out

- Elegant - including stainless steel strips to cover gaps
- Includes spring clips for installation in a cut-out

Material Number: 09102880

UMRP/MAP: \$100

Retail Pricing: \$100



Razor Blade Glass Scraper

For ceramic glass cooktops

- Easy removal of dried food residue
- No damage to cooktop surface

Material Number: 01065471

UMRP/MAP: \$18

Retail Pricing: \$18



Induction-ready Gourmet Casserole HUB 62-22

For ovens, combi-steam ovens and induction cooktops

- Made from die-cast aluminum with high-quality non-sticking coating
- Casserole lid can be ordered separately
- Dimensions in W x D x H: 16.6" x 10.1" x 3.4"

Material Number: 10314280

UMRP/MAP: \$229

Retail Pricing: \$229



Induction-ready Gourmet Casserole HUB 62-35

For frying, braising and gratinating

- Made from die-cast aluminium with high-quality non-sticking coating
- Casserole lid can be ordered separately
- For all ovens and cooktops, except gas cooktops
- Dimensions in W x D x H: 16.6" x 14.8" x 3.4"

Material Number: 10314300

UMRP/MAP: \$269

Retail Pricing: \$269



Induction-ready Gourmet Casserole HUB 5001-XL

For frying, braising and gratinating

- Made from die-cast aluminium with high quality non-sticking coating
- Casserole lid can be ordered separately
- For all ovens and cooktops, except gas cooktops
- Dimensions in W x D x H: 17.6" x 15.2" x 3.4"

Material Number: 10314310

UMRP/MAP: \$269

Retail Pricing: \$269





con@ctivity 2.0

Ventilation Hood Highlights

Excellent Features for a Clean Atmosphere

WifiConn@ct

Miele's WifiConn@ct feature allows users to conveniently connect their Miele appliances to the internet via a Wifi router and the Miele@mobile app. The many benefits include using your smartphone or tablet to: check an appliance status while home or away, receive alert notifications, or visit the Miele online shop to place orders.

Con@ctivity 2.0

Miele's Con@ctivity 2.0 feature allows you to concentrate fully on cooking, leaving the rest up to its wireless technology. Con@ctivity 2.0 gathers information from the induction cooktop and transmits it to the ventilation hood, ensuring the hood operates at the optimum power setting based on your cooking environment. To avoid unnecessary energy consumption, once the cooktop is turned off the ventilation hood will run for up to 15 minutes, depending on what is being cooked.

Con@ctivity 2.0 can control the following functions for you:

- Switching on the hood and its lighting when the cooktop is operating
- Automatic power level adjustment – to suit your cooktop setting
- Automatic delayed shutdown times (in stages of 5 or 15 minutes)
- Automatic switch-off of the hood and cooktop lighting

If needed, you may override automatic operation or use your ventilation hood manually at any time during cooking.

Required Components

In order for Con@ctivity 2.0 to function, a network-capable Miele ventilation hood and Miele induction cooktop with Con@ctivity 2.0 must be installed together. A suitable wireless stick for the induction cooktop is supplied with network-capable ventilation hoods.



LED Lighting

Specially developed for select Miele ventilation hoods, LED lighting shines a more natural light to highlight the pure color and texture of your food, but also saves energy. This long lasting LED lighting is tested to last the 20 year life cycle of your hood.



10-Ply Stainless Steel Grease Filters

Convenient cleaning: the high-quality metal grease filters are dishwasher-safe and extremely durable. Efficiently and effectively filtering grease, odor and steam from your kitchen.



OdorFree Charcoal Filter

Removes unpleasant odors: molecules are trapped in the micro-pores, reacts with the active charcoal and converts the molecules into an odorless substance, therefore being neutralized.



Miele CleanCover

Miele's unique CleanCover, a smooth liner inside the canopy, prevents exposure to live components, cables and sharp edges.



Delayed Shutdown

Odor-free room air: after cooking, the fan can be set to switch off automatically after a 5 or 15 minute period.

Wall Hoods

Product Overview



| Model number | PUR 88 W | PUR 98 W | DA 398-7 |
|--|---|--|--|
| Installation | | | |
| Wall/Island ventilation hood | ●/- | ●/- | ●/- |
| Width | 30" (60 cm) | 36" (90 cm) | 30" (60 cm) |
| Venting type | | | |
| Vented/Recirculating | ●/● | ●/● | ●/● |
| User convenience | | | |
| Front-mounted controls | ● | ● | ● |
| Touch on Glass controls | - | - | - |
| Programmable filter saturation timer | - | - | ● |
| Easy-to-clean CleanCover | ● | ● | ● |
| Delayed shutdown for 5 or 15 mins. | - | - | - |
| Con@ctivity 2.0 – communication between hood and induction cooktop | - | - | - |
| Automatic shut-off of intensive level, programmable for 10 minutes | ● | ● | - |
| Dishwasher-safe stainless steel grease filters | 2 | 3 | 2 |
| Networking of domestic appliances | | | |
| Miele@Home/WiFiConn@ct/MobileControl | -/-/- | -/-/- | -/-/- |
| Lighting | | | |
| Halogen | - | - | - |
| LED ClearView lighting | ● | ● | ● |
| Number x W | 2 x 3 W | 2 x 3 W | 2 x 3 W |
| Multi-colored LED glass-edge lighting | - | - | - |
| Dimmable lighting | - | - | - |
| Blower | | | |
| Maximum CFM setting | 625 | 625 | 625 |
| Fan speeds (incl. intensive) | 4 | 4 | 4 |
| Technical data | | | |
| Canopy dimensions in inches (W x H x D) | 26 ⁷ / ₁₆ " x 2 ⁷ / ₁₆ " x 19 ¹¹ / ₁₆ " | 35 ³ / ₈ " x 2 ⁷ / ₁₆ " x 19 ¹¹ / ₁₆ " | 29 ⁷ / ₁₆ " x 4 ³ / ₄ " x 20 ¹ / ₂ " |
| Overall height in inches – vented | 26 ¹⁵ / ₁₆ " - 39 ⁹ / ₁₆ " | 26 ¹⁵ / ₁₆ " - 39 ⁹ / ₁₆ " | 27 ³ / ₈ " - 40" |
| Overall height in inches – recirculating | 32 ¹ / ₁₆ " - 44 ¹ / ₁₆ " | 32 ¹ / ₁₆ " - 44 ¹ / ₁₆ " | 32 ¹ / ₂ " - 45 ¹ / ₁₆ " |
| Electrical requirements | 120 V, 60 Hz, 15 Amps | 120 V, 60 Hz, 15 Amps | 120 V, 60 Hz, 15 Amps |
| Plug type | NEMA 5-15 plug | NEMA 5-15 plug | NEMA 5-15 plug |
| Installation notes | | | |
| Vent connection top/rear/side | ●/●/- | ●/●/- | ●/●/- |
| Telescopic chimney/Telescopic wall bracket | ●/- | ●/- | ●/- |
| Glass/Stainless steel panels (DRP 6590) – sold separately | -/- | -/- | -/- |
| Optional accessories | | | |
| Recirculation kit/OdorFree charcoal filter | DKF 12-900 | DKF 12-900 | DUW 20/DKF 12-900 |
| R2000 Reducing Collar | ● | ● | ● |
| RAL option | | | |
| RAL colors (over 200 options) | - | - | - |
| UMRP & MAP/Retail pricing | \$1,099/\$1,199 | \$1,199/\$1,299 | \$2,049/\$2,149 |
| Material number | | | |
| Stainless Steel | 10743170 | 10743150 | 10558810 |
| White & Black | - | - | - |
| Brilliant White | - | - | - |
| Obsidian Black | - | - | - |

Wall Hoods

Product Overview



| Model number | DA 5428 W | DA 6596 W | DA 6698 W |
|--|--|---|---|
| Installation | | | |
| Wall/Island ventilation hood | ●/– | ●/– | ●/– |
| Width | 48" (120 cm) | 36" (90 cm) | 36" (90 cm) |
| Venting type | | | |
| Vented/Recirculating | ●/● | ●/● | ●/● |
| User convenience | | | |
| Front-mounted controls | ● | ● | ● |
| Touch on Glass controls | – | – | ● |
| Programmable filter saturation timer | ● | ● | ● |
| Easy-to-clean CleanCover | ● | ● | ● |
| Delayed shutdown for 5 or 15 mins. | ● | ● | ● |
| Con@ctivity 2.0 – communication between hood and induction cooktop | – | ● | ● |
| Automatic shut-off of intensive level, programmable for 10 minutes | ● | ● | ● |
| Dishwasher-safe stainless steel grease filters | 4 | 3 | 3 |
| Networking of domestic appliances | | | |
| Miele@Home/WiFiConn@ct/MobileControl | ●/●/● | –/–/– | ●/●/● |
| Lighting | | | |
| Halogen | ● | – | – |
| LED ClearView lighting | ● | ● | ● |
| Number x W | 4 x 3 W | 3 x 3 W | 3 x 3 W |
| Multi-colored LED glass-edge lighting | – | – | – |
| Dimmable lighting | – | – | – |
| Blower | | | |
| Maximum CFM setting | 625 | 625 | 625 |
| Fan speeds (incl. intensive) | 4 | 4 | 4 |
| Technical data | | | |
| Canopy dimensions in inches (W x H x D) | 47 ³ / ₁₆ " x 4 ³ / ₄ " x 20 ¹ / ₂ " | 35 ³ / ₈ " x 2 ³ / ₄ " x 19 ¹¹ / ₁₆ " | 35 ³ / ₈ " x 3 ³ / ₈ " x 19 ¹¹ / ₁₆ " |
| Overall height in inches – vented | 29 ³ / ₈ " – 41 ¹ / ₂ " | 27 ¹ / ₄ " – 39 ³ / ₄ " | 28" – 40 ⁹ / ₁₆ " |
| Overall height in inches – recirculating | 34 ⁷ / ₁₆ " – 46 ⁵ / ₈ " | 32 ¹ / ₄ " – 45" | 33 ¹ / ₁₆ " – 45 ¹¹ / ₁₆ " |
| Electrical requirements | 120 V, 60 Hz, 15 Amps | 120 V, 60 Hz, 15 Amps | 120 V, 60 Hz, 15 Amps |
| Plug type | NEMA 5-15 plug | NEMA 5-15 plug | NEMA 5-15 plug |
| Installation notes | | | |
| Vent connection top/rear/side | ●/●/– | ●/●/– | ●/●/– |
| Telescopic chimney/Telescopic wall bracket | ●/● | ●/● | ●/● |
| Glass/Stainless steel panels (DRP 6590) – sold separately | –/– | 09047920/09047970 | – |
| Optional accessories | | | |
| Recirculation kit/OdorFree charcoal filter | DUW 20/DKF 12-900 | DUW 20/DKF 12-900 | DUW 20/DKF 12-900 |
| R2000 Reducing Collar | ● | ● | ● |
| RAL option | | | |
| RAL colors (over 200 options) | – | ● | ● |
| UMRP & MAP/Retail pricing | \$2,749/\$2,849 | \$2,549/\$2,649 | \$2,849/\$2,949 |
| Material number | | | |
| Stainless Steel | 10934860 | 09762220 | 10877010 |
| White & Black | – | – | – |
| Brilliant White | – | – | 10877030 |
| Obsidian Black | – | – | 10877060 |

Wall Hoods

Product Overview



| Model number | DA 6798 W | DA 6996 W | DA 6498 W grgr |
|--|------------------------------|--------------------------------|-------------------------------|
| Installation | | | |
| Wall/Island ventilation hood | ●/– | ●/– | ●/– |
| Width | 36" (90 cm) | 36" (90 cm) | 36" (90 cm) |
| Venting type | | | |
| Vented/Recirculating | ●/● | ●/● | ●/● |
| User convenience | | | |
| Front-mounted controls | ● | ● | ● |
| Touch on Glass controls | ● | – | ● |
| Programmable filter saturation timer | ● | ● | ● |
| Easy-to-clean CleanCover | ● | ● | ● |
| Delayed shutdown for 5 or 15 mins. | ● | ● | – |
| Con@ctivity 2.0 – communication between hood and induction cooktop | ● | ● | ● |
| WifiConnect | – | – | ● |
| Automatic shut-off of intensive level, programmable for 10 minutes | ● | ● | ● |
| Dishwasher-safe stainless steel grease filters | 3 | 3 | ● |
| Networking of domestic appliances | | | |
| Miele@Home/WiFiConn@ct/MobileControl | ●/●/● | –/–/– | ●/●/● |
| Lighting | | | |
| Halogen | – | – | – |
| LED ClearView lighting | ● | ● | ● |
| Number x W | 3 x 3 W | 3 x 3 W | 2 x 3 W |
| Multi-colored LED glass-edge lighting | – | – | – |
| Dimmable lighting | – | ● | – |
| Blower | | | |
| Maximum CFM setting | 625 | 625 | 625 |
| Fan speeds (incl. intensive) | 4 | 4 | 4 |
| Technical data | | | |
| Canopy dimensions in inches (W x H x D) | 35 3/8" x 22 3/8" x 19 7/16" | 35 7/16" x 22 15/16" x 21 1/8" | 35 3/8" x 21 3/16" x 20 9/16" |
| Overall height in inches – vented | – | – | – |
| Overall height in inches – recirculating | – | – | – |
| Electrical requirements | 120 V, 60 Hz, 15 Amps | 120 V, 60 Hz, 15 Amps | 120 V, 60 Hz, 15 Amps |
| Plug type | NEMA 5-15 plug | NEMA 5-15 plug | NEMA 5-15 plug |
| Installation notes | | | |
| Vent connection top/rear/side | ●/●/– | ●/●/– | ●/●/– |
| Telescopic chimney/Telescopic wall bracket | –/● | –/● | –/● |
| Glass/Stainless steel panels (DRP 6590) – sold separately | –/– | –/– | – |
| Optional accessories | | | |
| Recirculation kit/OdorFree charcoal filter | DUW 20/DKF 25-900 | DUW 20/DKF 25-900 | DUW 20/DKF 25-900 |
| R2000 Reducing Collar | ● | ● | ● |
| RAL option | | | |
| RAL colors (over 200 options) | – | – | – |
| UMRP & MAP/Retail pricing | \$2,499/\$2,599 | \$2,849/\$2,949 | \$2,149/\$2,249 |
| Material number | | | |
| Stainless Steel | 10876860 | – | – |
| White & Black | – | – | – |
| Brilliant White | – | 10418850 | – |
| Obsidian Black | – | – | – |
| Graphite Grey | – | – | 10811940 |



Island Hoods

Product Overview



| Model number | PUR 98 D | DA 4248 V D | DA 6596 D |
|--|-----------------------------|-----------------------------|-----------------------------|
| Installation | | | |
| Wall/Island ventilation hood | -/● | -/● | -/● |
| Width | 36" (90 cm) | 48" (120 cm) | 36" (90 cm) |
| Venting type | | | |
| Vented/Recirculating | ●/● | ●/- | ●/● |
| User convenience | | | |
| Front-mounted controls | ● | ● | ● |
| Touch on Glass controls | - | - | - |
| Programmable filter saturation timer | - | ● | ● |
| Easy-to-clean CleanCover | ● | ● | ● |
| Delayed shutdown for 5 or 15 mins. | - | ● | ● |
| Con@ctivity 2.0 – communication between hood and induction cooktop | - | ● | ● |
| Automatic shut-off of intensive level, programmable for 10 minutes | ● | ● | ● |
| Dishwasher-safe stainless steel grease filters | 3 | 6 | 3 |
| Motorized chimney | - | ● | - |
| Networking of domestic appliances | | | |
| Miele@Home/WiFiConn@ct/MobileControl | -/-/- | ●/●/● | -/-/- |
| Lighting | | | |
| Halogen | - | - | - |
| LED ClearView lighting | ● | ● | ● |
| Number x W | 2 x 3 W | 4 x 3 W | 4 x 3 W |
| Multi-colored LED glass-edge lighting | - | - | - |
| Dimmable lighting | - | - | - |
| Blower | | | |
| Maximum CFM setting | 625 | 625 | 625 |
| Fan speeds (incl. intensive) | 4 | 4 | 4 |
| Technical data | | | |
| Canopy dimensions in inches (W x H x D) | 35 3/8" x 2 3/4" x 23 9/16" | 47 3/16" x 2 3/4" x 27 1/8" | 35 3/8" x 2 3/4" x 23 9/16" |
| Overall height in inches – vented | 27 3/16" - 39" | 29 3/4" - 41 7/16" | 27 3/16" - 39" |
| Overall height in inches – recirculating | 29 1/2" - 41 3/4" | - | 29 1/2" - 41 3/4" |
| Electrical requirements | 120 V, 60 Hz, 15 Amps | 120 V, 60 Hz, 15 Amps | 120 V, 60 Hz, 15 Amps |
| Installation notes | | | |
| Vent connection top/rear/side | ●/-/- | ●/-/- | ●/-/- |
| Telescopic chimney/Telescopic wall bracket | ●/- | ●/- | ●/- |
| Glass/Stainless steel panels (DRP 6590) – sold separately | -/- | -/- | 09048010/09048020 |
| Optional accessories | | | |
| Recirculation kit/OdorFree charcoal filter | DUI 32/DKF 12-900 | -/- | DUI 32/DKF 12-900 |
| R2000 Reducing Collar | ● | ● | ● |
| RAL option | | | |
| RAL colors (over 200 options) | - | - | ● |
| UMRP & MAP/Retail pricing | \$1,849/\$1,949 | \$4,399/\$4,499 | \$3,599/\$3,699 |
| Material number | | | |
| Stainless Steel | 10743130 | 10877250 | 09762240 |
| White & Black | - | - | - |
| Brilliant White | - | - | - |
| Obsidian Black | - | - | - |

Island Hoods

Product Overview



| | |
|--|--|
| Model number | DA 6698 D |
| Installation | |
| Wall/Island ventilation hood | -/● |
| Width | 36" (90 cm) |
| Venting type | |
| Vented/Recirculating | ●/● |
| User convenience | |
| Front-mounted controls | ● |
| Touch on Glass controls | ● |
| Programmable filter saturation timer | ● |
| Easy-to-clean CleanCover | ● |
| Delayed shutdown for 5 or 15 mins. | ● |
| Con@ctivity 2.0 – communication between hood and induction cooktop | ● |
| Automatic shut-off of intensive level, programmable for 10 minutes | ● |
| Dishwasher-safe stainless steel grease filters | 4 |
| Motorized chimney | - |
| Networking of domestic appliances | |
| Miele@Home/WiFiConn@ct/MobileControl | ●/●/● |
| Lighting | |
| Halogen | - |
| LED ClearView lighting | ● |
| Number x W | 4 x 3 W |
| Multi-colored LED glass-edge lighting | - |
| Dimmable lighting | - |
| Blower | |
| Maximum CFM setting | 625 |
| Fan speeds (incl. intensive) | 4 |
| Technical data | |
| Canopy dimensions in inches (W x H x D) | 35 ³ / ₈ " x 3 ³ / ₈ " x 23 ⁹ / ₁₆ " |
| Overall height in inches – vented | 27 ³ / ₄ " – 39 ⁹ / ₁₆ " |
| Overall height in inches – recirculating | 30 ¹ / ₈ " – 43 ⁵ / ₁₆ " |
| Electrical requirements | 120 V, 60 Hz, 15 Amps |
| Installation notes | |
| Vent connection top/rear/side | ●/-/- |
| Telescopic chimney/Telescopic wall bracket | ●/- |
| Glass/Stainless steel panels (DRP 6590) – sold separately | - |
| Optional accessories | |
| Recirculation kit/OdorFree charcoal filter | DUI 32/DKF 12-900 |
| R2000 Reducing Collar | - |
| RAL option | |
| RAL colors (over 200 options) | ● |
| UMRP & MAP/Retail pricing | \$3,999/\$4,099 |
| Material number | |
| Stainless Steel | 10877210 |
| White & Black | - |
| Brilliant White | 10877230 |
| Obsidian Black | 10877240 |

Built-In Hoods

Product Overview



| Model number | DA 2360 | DA 2390 |
|--|----------------------------|----------------------------------|
| Installation | | |
| Built-in/framed canopy | -/● | -/● |
| Width | 24" (60 cm) | 36" (90 cm) |
| Venting type | | |
| Vented/Recirculating | ●/● | ●/● |
| User convenience | | |
| Motorized Canopy | - | - |
| Front backlit controls/Joystick switch controls | ●/- | ●/- |
| Delayed shutdown for 5 or 15 mins. | - | - |
| Automatic shut-off of intensive level, programmable for 10 minutes | ● | ● |
| Programmable filter saturation timer | - | - |
| Easy-to-clean CleanCover | ● | ● |
| Dishwasher-safe stainless steel grease filters | 1 | 2 |
| Con@ctivity 2.0 | - | - |
| Networking of domestic appliances | | |
| Miele@Home/WiFiConn@ct/MobileControl | -/-/- | -/-/- |
| Lighting | | |
| Halogen/LED ClearView lighting | -/● | -/● |
| Number x W | 2 x 3 W | 4 x 3 W |
| Dimmable lighting | - | - |
| Blower | | |
| Maximum CFM setting | 625 | 625 |
| Fan speeds (incl. intensive) | 4 | 4 |
| Technical data | | |
| Canopy dimensions in inches (W x H x D) | 23" x 13 5/16" x 11 11/16" | 34 11/16" x 13 5/16" x 11 11/16" |
| Electrical requirements | 120 V, 60 Hz, 15 Amps | 120 V, 60 Hz, 15 Amps |
| Plug type | NEMA 5-15 plug | NEMA 5-15 plug |
| ADA Compliant | - | - |
| Installation notes | | |
| Vent connection top/rear/side | ●/●/- | ●/●/- |
| Standard accessories | | |
| Remote Control | - | - |
| Optional accessories | | |
| Recirculating kit | DUU 151; DUU 150 | DUU 151; DUU 150 |
| OdorFree charcoal filter | DKF 19-900 | DKF 19-900 |
| Installation kit for custom cabinetry (DML 400) | - | - |
| DAA6 trim kit adapter | ● | ● |
| Finishes | | |
| Stainless Steel | ● | ● |
| Silver enamel with SS controls | - | - |
| UMRP & MAP/Retail pricing | \$949/\$1,049 | \$1,199/\$1,299 |
| Material number | 10765130 | 10743660 |

Built-In Hoods

Product Overview



| Model number | DA 2518 | DA 2588 | DA 2628 |
|--|---|--|--|
| Installation | | | |
| Built-in/framed canopy | -/● | -/● | ●/- |
| Width | 44" (110 cm) | 32" (80 cm) | 46" (116 cm) |
| Venting type | | | |
| Vented/Recirculating | ●/● | ●/● | ●/- |
| User convenience | | | |
| Motorized Canopy | - | - | - |
| Front backlit controls/Joystick switch controls | ●/- | ●/- | ●/- |
| Delayed shutdown for 5 or 15 mins. | ● | ● | ● |
| Automatic shut-off of intensive level, programmable for 10 minutes | ● | ● | ● |
| Programmable filter saturation timer | ● | ● | - |
| Easy-to-clean CleanCover | ● | ● | ● |
| Dishwasher-safe stainless steel grease filters | 3 | 2 | 4 |
| Con@ctivity 2.0 | - | - | ● |
| Networking of domestic appliances | | | |
| Miele@Home/WiFiConn@ct/MobileControl | ●/●/● | ●/●/● | ●/●/● |
| Lighting | | | |
| Halogen/LED ClearView lighting | -/● | -/● | -/● |
| Number x W | 4 x 3 W | 2 x 3 W | 3 x 4.5 W |
| Dimmable lighting | ● | ● | ● |
| Blower | | | |
| Maximum CFM setting | 625 | 625 | 625 |
| Fan speeds (incl. intensive) | 4 | 4 | 4 |
| Technical data | | | |
| Canopy dimensions in inches (W x H x D) | 43 ⁵ / ₁₆ " x 2" x 15 ³ / ₄ " | 31 ¹ / ₂ " x 2" x 15 ³ / ₄ " | 46 ⁷ / ₁₆ " x 13 ¹ / ₂ " x 11 ⁹ / ₁₆ " |
| Electrical requirements | 120 V, 60 Hz, 15 Amps | 120 V, 60 Hz, 15 Amps | 120 V, 60 Hz, 15 Amps |
| Plug type | NEMA 5-15 plug | NEMA 5-15 plug | NEMA 5-15 plug |
| ADA Compliant | - | - | ● |
| Installation notes | | | |
| Vent connection top/rear/side | ●/-/- | ●/-/- | ●/●/- |
| Standard accessories | | | |
| Remote Control | - | - | ● |
| Optional accessories | | | |
| Recirculating kit | DUU 151; DUU 150 | DUU 151; DUU 150 | - |
| OdorFree charcoal filter | DKF 15-900 | DKF 15-900 | - |
| Installation kit for custom cabinetry (DML 400) | - | - | - |
| Finishes | | | |
| Stainless Steel | - | - | ● |
| Silver enamel with SS controls | ● | ● | - |
| UMRP & MAP/Retail pricing | \$1,649/\$1,749 | \$1,449/\$1,549 | \$2,199/\$2,299 |
| Material number | | | |
| Stainless Steel | 10876740 | 10876770 | 10876800 |
| Brilliant White | - | - | - |

Built-In Hoods


Product Overview



| | |
|--|-----------------------------|
| Model number | DA 2698 |
| Installation | |
| Built-in/framed canopy | ●/– |
| Width | 36" (90 cm) |
| Venting type | |
| Vented/Recirculating | ●/● |
| User convenience | |
| Motorized Canopy | – |
| Front backlit controls/Joystick switch controls | ●/– |
| Delayed shutdown for 5 or 15 mins. | ● |
| Automatic shut-off of intensive level, programmable for 10 minutes | ● |
| Programmable filter saturation timer | ● |
| Easy-to-clean CleanCover | ● |
| Dishwasher-safe stainless steel grease filters | 2 |
| Con@ctivity 2.0 | ● |
| Networking of domestic appliances | |
| Miele@Home/WiFiConn@ct/MobileControl | ●/●/● |
| Lighting | |
| Halogen/LED ClearView lighting | –/● |
| Number x W | 4 x 3 W |
| Dimmable lighting | ● |
| Blower | |
| Maximum CFM setting | 625 |
| Fan speeds (incl. intensive) | 4 |
| Technical data | |
| Canopy dimensions in inches (W x H x D) | 34 5/8" x 13 1/2" x 11 1/2" |
| Electrical requirements | 120 V, 60 Hz, 15 Amps |
| Plug type | NEMA 5-15 plug |
| ADA Compliant | ● |
| Installation notes | |
| Vent connection top/rear/side | ●/●/– |
| Standard accessories | |
| Remote Control | ● |
| Optional accessories | |
| Recirculating kit | DUU 150; DUU 151 |
| OdorFree charcoal filter | DKF 19-900 |
| Installation kit for custom cabinetry (DML 400) | – |
| Finishes | |
| Stainless Steel | ● |
| Silver enamel with SS controls | ● |
| UMRP & MAP/Retail pricing | \$1,999/\$2,099 |
| Material number | |
| Stainless Steel | 10876810 |
| Brilliant White | 10876830 |

Built-In Hoods

Product Overview



| Model number | DA 3466 | DA 3486 | DA 3496 |
|--|---|--|--|
| Installation | | | |
| Built-in/framed canopy | ●/- | ●/- | ●/- |
| Width | 24" (60 cm) | 30" (76 cm) | 36" (90 cm) |
| Venting type | | | |
| Vented/Recirculating | ●/● | ●/● | ●/● |
| User convenience | | | |
| Front backlit controls/Joystick switch controls | ●/- | ●/- | ●/- |
| Delayed shutdown for 5 or 15 mins. | - | - | - |
| Automatic shut-off of intensive level, programmable for 10 minutes | ● | ● | ● |
| Programmable filter saturation timer | - | - | - |
| Easy-to-clean CleanCover | ● | ● | ● |
| Dishwasher-safe stainless steel grease filters | 1 | 2 | 2 |
| Networking of domestic appliances | | | |
| Miele@Home/WiFiConn@ct/MobileControl | -/-/- | -/-/- | -/-/- |
| Lighting | | | |
| Halogen/LED ClearView lighting | -/● | -/● | -/● |
| Number x W | 2 x 3 W | 2 x 3 W | 2 x 3 W |
| Dimmable lighting | - | - | - |
| Blower | | | |
| Maximum CFM setting | 625 | 625 | 625 |
| Fan speeds (incl. intensive) | 4 | 4 | 4 |
| Technical data | | | |
| Canopy dimensions in inches (W x H x D) | 23 ⁷ / ₁₆ " x 1 ³ / ₈ " x 10 ¹³ / ₁₆ " - 16 ³ / ₄ " | 29 ¹³ / ₁₆ " x 1 ³ / ₈ " x 10 ¹³ / ₁₆ " - 16 ³ / ₄ " | 35 ¹ / ₄ " x 1 ³ / ₈ " x 10 ¹³ / ₁₆ " - 16 ³ / ₄ " |
| Electrical requirements | 120 V, 60 Hz, 15 Amps | 120 V, 60 Hz, 15 Amps | 120 V, 60 Hz, 15 Amps |
| Plug type | NEMA 5-15 plug | NEMA 5-15 plug | NEMA 5-15 plug |
| Installation notes | | | |
| Vent connection top/rear/side | ●/-/- | ●/-/- | ●/-/- |
| Optional accessories | | | |
| Recirculating kit | DUU 151; DUU 150 | DUU 151; DUU 150 | DUU 151; DUU 150 |
| OdorFree charcoal filter | DKF 13-900 | DKF 13-900 | DKF 13-900 |
| Installation kit for custom cabinetry (DML 400) | ● | ● | ● |
| Finishes | | | |
| Stainless Steel | ● | ● | ● |
| Silver enamel with SS controls | - | - | - |
| UMRP & MAP/Retail pricing | \$1,199/\$1,299 | \$1,249/\$1,349 | \$1,299/\$1,399 |
| Material number | 10355910 | 09884690 | 10355940 |

Built-In Hoods

Product Overview



| | |
|--|------------------------------|
| Model number | DA 3698 |
| Installation | |
| Built-in/framed canopy | ●/– |
| Width | 36" (90 cm) |
| Venting type | |
| Vented/Recirculating | ●/● |
| User convenience | |
| Motorized Canopy | ● |
| Front backlit controls/Joystick switch controls | ●/– |
| Delayed shutdown for 5 or 15 mins. | ● |
| Automatic shut-off of intensive level, programmable for 10 minutes | ● |
| Programmable filter saturation timer | ● |
| Easy-to-clean CleanCover | ● |
| Dishwasher-safe stainless steel grease filters | 2 |
| Con@ctivity 2.0 | ● |
| Networking of domestic appliances | |
| Miele@Home/WiFiConn@ct/MobileControl | ●/●/● |
| Lighting | |
| Halogen/LED ClearView lighting | –/● |
| Number x W | 3 x 3 W |
| Dimmable lighting | – |
| Blower | |
| Maximum CFM setting | 625 |
| Fan speeds (incl. intensive) | 4 |
| Technical data | |
| Canopy dimensions in inches (W x H x D) | 35 1/8" x 1 7/16" x 12 3/16" |
| Electrical requirements | 120 V, 60 Hz, 15 Amps |
| Plug type | NEMA 5-15 plug |
| ADA Compliant | ● |
| Installation notes | |
| Vent connection top/rear/side | ●/●/– |
| Standard accessories | |
| Remote Control | ● |
| Optional accessories | |
| Recirculating kit | DUU 151; DUU 150 |
| OdorFree charcoal filter | DKF 19-900 |
| Installation kit for custom cabinetry (DML 400) | – |
| Finishes | |
| Stainless Steel | ● |
| Silver enamel with SS controls | – |
| UMRP & MAP/Retail pricing | \$2,249/\$2,349 |
| Material number | 10876720 |

Built-Under Hoods

Product Overview



| | DA 1260 | DA 1280 |
|--|---|---|
| Model number | DA 1260 | DA 1280 |
| Installation | | |
| Built-under cabinet/wall mounted | ●/● | ●/● |
| Width | 24" (60 cm) | 30" (76 cm) |
| Venting type | | |
| Vented/Recirculating | ●/● | ●/● |
| User convenience | | |
| Sliding switch | ● | ● |
| Dishwasher-safe stainless steel grease filters | 2 | 3 |
| Networking of domestic appliances | | |
| Miele@Home/WiFiConn@ct/MobileControl | -/-/- | -/-/- |
| Lighting | | |
| LED ClearView lighting | ● | ● |
| Number x W | 2 x 3 W | 2 x 3 W |
| Dimmable lighting | - | - |
| Blower | | |
| Maximum CFM setting | 400 | 400 |
| Fan speeds (incl. intensive) | 4 | 4 |
| Technical data | | |
| Appliance dimensions in inches (W x H x D) | 23 1/2" x 5" x 19 11/16" | 29 15/16" x 5" x 19 11/16" |
| Electrical requirements | 120 V, 60 Hz, 15 Amps | 120 V, 60 Hz, 15 Amps |
| Plug type | NEMA 5-15 plug | NEMA 5-15 plug |
| Installation notes | | |
| Vent connection top/rear/side | ●/-/- | ●/-/- |
| Optional accessories | | |
| OdorFree charcoal filter | DKF 18-900 (no recirculating kit needed) | DKF 18-900 (no recirculating kit needed) |
| R2000 Reducing Collar | ● | ● |
| Finishes | | |
| Stainless Steel | ● | ● |
| RAL colors (over 200 options) | With orders over 10 units | With orders over 10 units |
| UMRP & MAP/Retail pricing | \$699/\$799 | \$799/\$899 |
| Material number | 10662780 | 10451490 |

Downdraft Hoods

Product Overview



| Model number | DA 6881 | DA 6891 |
|--|------------------------|------------------------|
| Installation | | |
| Downdraft | ● | ● |
| Width: 30" (76 cm) | 30" (76 cm) | 36" (90 cm) |
| Venting type | | |
| Vented/Recirculating | ●/● | ●/● |
| User convenience | | |
| Touch on glass controls | ● | ● |
| Delayed shutdown for 15 mins. | ● | ● |
| Dishwasher-safe stainless steel grease filters | 2 | 2 |
| Raises to 16" over cooktop surface | ● | ● |
| Safety temperature sensor | ● | ● |
| Safety motion sensor when retracting downward | ● | ● |
| Networking of domestic appliances | | |
| Miele@Home/WiFiConn@ct/MobileControl | -/-/- | -/-/- |
| Blower | | |
| Internal Blower option DAR 600 | ● | ● |
| External Blower option DAR 1000 | ● | ● |
| Fan speeds (incl. intensive) | 4 | 4 |
| Technical data | | |
| Appliance dimensions in inches (W x H x D) | 30" x 16" x 4 3/4" | 36" x 16" x 4 3/4" |
| Electrical requirements | 120 V, 60 Hz, 15 Amps | 120 V, 60 Hz, 15 Amps |
| Plug type | Hard wired | Hard wired |
| Optional accessories | | |
| Recirculation kit | DUU 2900 | DUU 2900; DUU 150 |
| OdorFree charcoal filter | DKF 18-900 | DKF 18-900 |
| Finishes | | |
| Stainless steel | ● | ● |
| UMRP & MAP/Retail pricing | | |
| with 600 CFM | \$2,299/\$2,399 | \$2,399/\$2,499 |
| with 1000 CFM | \$2,699/\$2,799 | \$2,799/\$2,899 |
| Material number | | |
| with 600 CFM | DA6881+internal | DA6891+internal |
| with 1000 CFM | DA6881+external | DA6891+external |

Ceiling Extractor

Product Overview




| | |
|---|------------------------|
| Model number | DA 2818 |
| Installation | |
| Ceiling Extractor | ● |
| Width | 43" (109 cm) |
| Venting type | |
| Vented/Recirculating | ●/● |
| User convenience | |
| Motorized Canopy | – |
| Front backlit controls/Joystick switch controls | ●/– |
| Delayed shutdown for 5 or 15 mins. | ● |
| Automatic shut-off of intensive level, programmable for 10 mins | – |
| Programmable filter saturation timer | ● |
| Easy-to-clean CleanCover | ● |
| Dishwasher-safe stainless steel grease filters | 2 |
| Con@ctivity 2.0 | ● |
| Networking of domestic appliances | |
| Miele@Home/WiFiConn@ct/MobileControl | ●/●/● |
| Lighting | |
| Halogen/LED ClearView lighting | –/● |
| Number x W | 4 x 3 W |
| Dimmable lighting | ● |
| Blower | |
| Maximum CFM setting | 625 |
| Fan speeds (incl. intensive) | 4 |
| Technical data | |
| Canopy dimensions in inches (W x H x D) | 30" x 16" x 4 3/4" |
| Electrical requirements | 120 V, 60 Hz, 15 Amps |
| Plug type | NEMA 5-15 plug |
| ADA Compliant | – |
| Installation notes | |
| Vent connection top/rear/side | ●/●/● |
| Optional accessories | |
| Recirculation kit | DUU 2900-900 |
| OdorFree charcoal filter | DKF 18-900 |
| Installation kit for custom cabinetry (DML 400) | – |
| Remote Control | DARC6 |
| Finishes | |
| Stainless steel | ● |
| Silver enamel with SS controls | – |
| UMRP & MAP/Retail pricing | \$2,599/\$2,699 |
| Material number | 09762150 |



Ventilation Hood Accessories


Product Overview - OdorFree Charcoal Filters



DKF 12-900 OdorFree Charcoal Filter

- Prevents unpleasant odors in the kitchen
- For certain wall or island ventilation hoods
 - Contents: 1 filter


Material Number: 10363780
UMRP/MAP: \$135
Retail Pricing: \$135



DKF 13-900 OdorFree Charcoal Filter

- Prevents unpleasant odors in the kitchen
- For Miele DA 34xx recirculation hoods
 - Contents: 1 filter

Material Number: 10363790
UMRP/MAP: \$125
Retail Pricing: \$125



DKF 15-900 OdorFree Charcoal Filter

- Prevents unpleasant odors in the kitchen
- For Miele DA 2xxx recirculation hoods
 - Contents: 2 filters

Material Number: 10363800
UMRP/MAP: \$125
Retail Pricing: \$125



DKF 18-900 OdorFree Charcoal Filter

- Prevents unpleasant odors in the kitchen
- For Miele DA 1xxx hoods
 - Contents: 1 filter and 1 adhesive film for initial installation

Material Number: 10363830
UMRP/MAP: \$99.95
Retail Pricing: \$99.95



DKF 19-900 Odorfree Charcoal Filter

- Prevents unpleasant odors in the kitchen
- For Miele DA 2690/3690
 - Contents: 2 filters


Material Number: 10794600
UMRP/MAP: \$125
Retail Pricing: \$125



DKF 22-1 Odorfree Charcoal Filter

- Prevents unpleasant odors in the kitchen
- For Miele DA 68x1 downdrafts
 - Contents: 2 filters

Material Number: 09812030
UMRP/MAP: \$99.95
Retail Pricing: \$99.95



DKF 25-900 Odorfree Charcoal Filter

- Prevents unpleasant odors in the kitchen
- For certain wall or island ventilation hoods
 - Contents: 1 filter

Material Number: 10515270
UMRP/MAP: \$99
Retail Pricing: \$99

Ventilation Hood Accessories

Product Overview - Recirculating Kits, Parts and Accessories



DUW 20 Recirculating Kit for all Wall Hoods except DA 249-4

- To convert wall mounted ventilation hoods from venting to recirculation mode
- Uniform airflow in recirculation mode
 - Reduces airflow noises
 - Incl. in delivery: Recirculation switch, socket 6"

Material Number: 06264790
 UMRP/MAP: \$109
 Retail Pricing: \$109



DUI 32 Recirculating Kit for Island Hoods

- For converting island hoods from venting to recirculation mode
- Reduces airflow noises
 - Uniform airflow in recirculation mode

Material Number: 09561760
 UMRP/MAP: \$109
 Retail Pricing: \$109



DUU 151 Recirculating Kit for Built-in Hoods

- To convert built-in ventilation hoods from venting to recirculation mode
- Uniform airflow in recirculation mode
 - Reduces airflow noises
 - Included in delivery: Stainless steel exhaust grill, hose clamp

Material Number: 07294230
 UMRP/MAP: \$109
 Retail Pricing: \$109



DUU 150 Recirculation conversion kit

- To convert built-in ventilation hoods from venting to recirculation mode
- Uniform airflow in recirculation mode
 - Reduces airflow noises
 - Included in delivery: Plastic exhaust grill and two hose clips

Material Number: 05696270
 UMRP/MAP: \$109
 Retail Pricing: \$109



DUU 2900 Recirculation conversion kit

- To convert ceiling extractor and downdraft system, from vented to recirculation mode
- Uniform airflow in recirculation mode
 - Reduces airflow noises
 - Included in delivery: Stainless steel exhaust grill, hose clamps, DKF 18-900 filters

Material Number: 09242390
 UMRP/MAP: \$499
 Retail Pricing: \$499



DML 400 Installation Kit for Custom Cabinetry Installation - fits DA 34x0

- Optical adjustment to design of kitchen
- For fitting original furniture trim on DA34xx

Material Number: 09232000
 UMRP/MAP: \$88
 Retail Pricing: \$88



R2000 Reducing Collar

- For reducing the environmental impact of your ventilation system by limiting the CFM output
- Output less than 400 CFM

Material Number: 08560801
 UMRP/MAP: \$127.66
 Retail Pricing: \$127.66



DAA6 6" adapter

6" adapter for DA23xx and DA26xx line

Material Number: 28996387USA
 UMRP/MAP: \$59.00
 Retail Pricing: \$59.00

Ventilation Hood Accessories

Product Overview



DATK 1-760 Chimney Extension

To extend the chimney

- Extend the stainless steel chimney by 30"
- Easy to adapt to your personal kitchen requirements

Material Number: 06847210
UMRP/MAP: \$249
Retail Pricing: \$249



DATK 2-1000 Chimney Extension

To extend the chimney

- Extend the stainless steel chimney by 39.3"
- Easy to adapt to your personal kitchen requirements

Material Number: 06847220
UMRP/MAP: \$309
Retail Pricing: \$309



DADC 6000 Chimney

An alternative, for extracting exhaust air upwards

- Flexible chimney height from 13" to 26"
- Wall-mounting material included

Stainless Steel for DA 6798 W
Material Number: 09947450
UMRP/MAP: \$199
Retail Pricing: \$199

Brilliant White for DA 6996 W
Material Number: 10331460
UMRP/MAP: \$199
Retail Pricing: \$199




DRP 6590 W Glass Panels (3x) for DA 659x W

For ventilation hoods with multi-zone edge extraction

- Required accessories for hoods with multi-zone edge extraction
- Glass décor - coated glass, dishwasher-safe

Material Number: 09047920
UMRP/MAP: \$115
Retail Pricing: \$115



DRP 6590 W Stainless Steel Panels (3x) for DA 659x

For ventilation hoods with multi-zone edge extraction

- Required accessories for hoods with multi-zone edge extraction
- Metal panels - dishwasher-safe

Material Number: 09047970
UMRP/MAP: \$115
Retail Pricing: \$115




DRP 6590 D Glass Panels (3x)

For ventilation hoods with multi-zone edge extraction

- Required accessories for hoods with multi-zone edge extraction
- Glass décor - coated glass, dishwasher-safe

Material Number: 09048010
UMRP/MAP: \$115
Retail Pricing: \$115



DRP 6590 D Stainless Steel Panels (3x)

For ventilation hoods with multi-zone edge extraction

- Required accessories for hoods with multi-zone edge extraction
- Metal panel - dishwasher-safe

Material Number: 09048020
UMRP/MAP: \$115
Retail Pricing: \$115

Ventilation Hood Accessories

Product Overview - Special Orders

Special Order Category 1: Custom Chimney Extension: < 20"

Material Number: 28099920
UMRP/MAP: \$350
Retail Pricing: \$350

Special Order Category 2: Custom Chimney Extension: 20" – 40"

Material Number: 28099930
UMRP/MAP: \$450
Retail Pricing: \$450

Special Order Category 3: Custom Chimney Extension: > 40"

Material Number: 02809940
UMRP/MAP: \$650
Retail Pricing: \$650



RAL Custom Color

Choose from a full array of 213 colors to customize your ventilation hood

- High-quality RAL powder coating
- Durable and easy to clean

UMRP/MAP: \$450
Retail Pricing: \$450





Miele Creates the Perfect Cup Of Coffee

Highlights Of Miele's Built-In Whole Bean Coffee Systems

OneTouch and OneTouch for Two

Prepare one or two specialty beverages at the touch of a button. The OneTouch for Two function allows two glasses of latte macchiato, cappuccino, coffee or espresso to be made at the same time. Using the OneTouch function allows you to prepare a coffee drink under the central spout, and eliminates the need to move your glass or cup when preparing your favorite milk based beverage.



Aromatic System

Intensive coffee aroma submerges the home with this intelligent technology.

CupSensor

The unique CupSensor recognizes the rim of the cup and alters the position of the central spout accordingly.

EasyClick Milk System

The convenient milk system simply clicks in and out of place at the front of the machine.

Automatic Rinsing

After the preparation of specialty beverages with milk, the appliance is automatically rinsed.

ComfortDoor

Provides convenient access to the bean, water and coffee grounds containers along with the drip tray.

Built-In Coffee Machines

Product Overview



| Model | CVA 6401 | CVA 6405 plumbed | CVA 6800 |
|---|----------------------------|---------------------------------|----------------------------|
| Construction type | | | |
| Built-in bean-to-cup coffee machine | ● | ● | ● |
| Width | 24" (60 cm) | 24" (60 cm) | 24" (60 cm) |
| Design | | | |
| PureLine/ContourLine | ●/● | ●/● | ●/● |
| Display | DirectSensor | DirectSensor | M Touch |
| Beverage specialities | | | |
| Espresso/Coffee/Long coffee | ●/●/● | ●/●/● | ●/●/● |
| Cappuccino/Latte Macchiato/Cafe Latte | ●/●/● | ●/●/● | ●/●/● |
| Hot water/Hot milk/Milk froth | ●/●/● | ●/●/● | ●/●/● |
| Consumer benefits | | | |
| OneTouch/OneTouch for Two preparation | ●/● | ●/● | ●/● |
| Flavor preserving conical grinding unit | ● | ● | ● |
| Second type of coffee possible using ground coffee | ● | ● | ● |
| User profiles programmable | ● | ● | ● |
| Grinding grade adjustable/Grinding grade programmable | ●/● | ●/● | ●/● |
| Water quantity/Water temperature programmable | ●/● | ●/● | ●/● |
| Pre-brewing/Milk quantity/Milk froth quantity programmable | ●/●/● | ●/●/● | ●/●/● |
| Coffee pot function | ● | ● | ● |
| User convenience | | | |
| Individual language selection | ● | ● | ● |
| Time of day display/Date display | ●/● | ●/● | ●/● |
| CupSensor | – | – | ● |
| Remote Vision | – | – | ● |
| Height adjustable central spout in inches | 3.34" – 6.5" | 3.34" – 6.5" | 3.34" – 6.5" |
| ComfortDoor/BrilliantLight/Concealed door handle | ●/●/● | ●/●/● | ●/●/● |
| Removable bean container | ● | ● | ● |
| Capacity of coffee bean container in pounds | 1.1 lb | 1.1 lb | 1.1 lb |
| Capacity of water container in ounces | 77.77 oz | 77.77 oz | 77.77 oz |
| Switch-on time programmable/Switch-off time programmable | ●/● | ●/● | ●/● |
| Standby time programmable/Time buffer in h | ●/200 | ●/200 | ●/200 |
| Can be combined with warming drawer | ● | ● | ● |
| Fresh water connection | – | ● | – |
| Cleaning convenience | | | |
| Convenient cleaning program/ComfortClean | ●/● | ●/● | ●/● |
| Automatic rinsing of the milk pipework from the water container | ● | ● | ● |
| Removable milk pipework/brew unit | ●/● | ●/● | ●/● |
| Safety | | | |
| System lock | ● | ● | ● |
| Technical data | | | |
| Appliance dimensions in inches (W x H x D) | 23 7/16" x 17 15/16" x 19" | 23 7/16" x 17 15/16" x 19" | 23 7/16" x 17 15/16" x 19" |
| Electrical requirements | 120 V, 60 Hz, 15 Amps | 120 V, 60 Hz, 15 Amps | 120 V, 60 Hz, 15 Amps |
| Plug type | NEMA 5 – 15 plug | NEMA 5 – 15 plug | NEMA 5 – 15 plug |
| Water Connection Requirements | – | Water pressure 14.5 and 145 psi | – |
| Hose Connection | – | Accepts 1/4" O.D. water line | – |
| Standard Accessories | | | |
| Milk container – Glass | ● | ● | ● |
| Milk container – Storage lid | – | – | ● |
| Descaling agent/Cleaning tablets | ●/● | ●/● | ●/● |
| UMRP & MAP/Retail pricing | \$3,499/\$3,699 | \$3,899/\$4,099 | \$3,899/\$4,099 |
| Item Number | | | |
| Clean Touch Steel™ | 09676900 | 09676910 | 09676920 |
| Brilliant White | 09869070 | – | – |
| Obsidian Black | 09869050 | – | – |
| Graphite Grey | – | – | – |

Built-In Coffee Machines

Product Overview



| | |
|---|--|
| Model | CVA 6805 plumbed |
| Construction type | |
| Built-in bean-to-cup coffee machine | ● |
| Width | 24" (60 cm) |
| Design | |
| PureLine/ContourLine | ●/● |
| Display | M Touch |
| Beverage specialities | |
| Espresso/Coffee/Long coffee | ●/●/● |
| Cappuccino/Latte Macchiato/Cafe Latte | ●/●/● |
| Hot water/Hot milk/Milk froth | ●/●/● |
| Consumer benefits | |
| OneTouch/OneTouch for Two preparation | ●/● |
| Flavor preserving conical grinding unit | ● |
| Second type of coffee possible using ground coffee | ● |
| User profiles programmable | ● |
| Grinding grade adjustable/Grinding grade programmable | ●/● |
| Water quantity/Water temperature programmable | ●/● |
| Pre-brewing/Milk quantity/Milk froth quantity programmable | ●/●/● |
| Coffee pot function | ● |
| User convenience | |
| Individual language selection | ● |
| Time of day display/Date display | ●/● |
| CupSensor | ● |
| Remote Vision | ● |
| Height adjustable central spout in inches | 3.34" – 6.5" |
| ComfortDoor/BrilliantLight/Concealed door handle | ●/●/● |
| Removable bean container | ● |
| Capacity of coffee bean container in pounds | 1.1 lb |
| Capacity of water container in ounces | 77.77 oz |
| Switch-on time programmable/Switch-off time programmable | ●/● |
| Standby time programmable/Time buffer in h | ●/200 |
| Can be combined with warming drawer | ● |
| Fresh water connection | ● |
| Cleaning convenience | |
| Convenient cleaning program/ComfortClean | ●/● |
| Automatic rinsing of the milk pipework from the water container | ● |
| Removable milk pipework/brew unit | ●/● |
| Safety | |
| System lock | ● |
| Technical data | |
| Appliance dimensions in inches (W x H x D) | 23 ⁷ / ₁₆ " x 17 ¹⁵ / ₁₆ " x 19" |
| Electrical requirements | 120 V, 60 Hz, 15 Amps |
| Plug type | NEMA 5 – 15 plug |
| Water Connection Requirements | Water pressure 14.5 and 145 psi |
| Hose Connection | Accepts 1/4" O.D. water line |
| Accessories supplied | |
| Milk container – Glass | ● |
| Milk container – Storage lid | ● |
| Descaling agent/Cleaning tablets | ●/● |
| UMRP & MAP/Retail pricing | \$4,299/\$4,499 |
| Item Number | |
| Clean Touch Steel™ | 09676930 |
| Brilliant White | 09676950 |
| Obsidian Black | 09869100 |
| Graphite Grey | 10735650 |



Which Convenience Features Are Particularly Important To You?

The Product Highlights Of Miele Countertop Whole Bean Coffee Systems

OneTouch and OneTouch for Two

Fully-automatic perfection: Preparation of one or two coffee specialities at the touch of a button. The OneTouch for Two function allows two glasses of latte macchiato, cappuccino, coffee or espresso to be made at the same time.



AromaticSystem

Intensive coffee aroma submerges the home with this intelligent technology.



Automatic Rinsing Of Milk Pipework

After making special coffee drinks that require milk, the machine is cleaned automatically.



Cappuccinatore

Hot milk or creamy milk froth is delivered straight to your cup or glass from the Stainless steel milk flask.



Easily Removable Brew Unit

Easy to remove and clean, your machine guarantees impeccable hygiene, long service life and perfect coffee enjoyment.



ComfortClean

Thorough cleaning: many components are dishwasher-proof.

Countertop Coffee Machines

Product Overview



| Model | CM 5300 | CM 6150 | CM 6350 |
|---|-----------------------------|-------------------------|-------------------------|
| Construction type | | | |
| Countertop bean-to-cup coffee machine | ● | ● | ● |
| Design | | | |
| Control panel | DirectSensor | DirectSensor | DirectSensor |
| Beverage specialities | | | |
| Espresso/Coffee/Long Coffee/Ristretto | ●/●/●/● | ●/●/●/● | ●/●/●/● |
| Cappuccino/Latte Macchiato/Cafe Latte | ●/●/● | ●/●/● | ●/●/● |
| Hot Water/Hot Milk/Milk Froth | ●/●/● | -/●/● | ●/●/● |
| Consumer benefits | | | |
| OneTouch/OneTouch for Two preparation | ●/● | ●/● | ●/● |
| Flavor preserving conical grinding unit | ● | ● | ● |
| Second type of coffee possible using ground coffee | ● | ● | ● |
| Programmable user profiles | - | 4 | 4 |
| Grinding grade adjustable/Grinding grade programmable | ●/● | ●/● | ●/● |
| Water quantity/Water temperature programmable | ●/● | ●/● | ●/● |
| Pre-brewing/Milk quantity/Milk froth quantity programmable | ●/●/● | ●/●/● | ●/●/● |
| Coffee Pot Function | ● | ● | ● |
| User convenience | | | |
| Individual language selection | ● | ● | ● |
| Height adjustable central spout in inches | 3 1/8" – 5 1/2" | 3 1/8" – 5 1/2" | 3 1/8" – 5 1/2" |
| Integrated Cup Warmer | - | - | ● |
| BrilliantLight | - | - | ● |
| Capacity of coffee bean container in ounces | 7 oz | 10.58 oz | 10.58 oz |
| Capacity of waste container in portions | 6 portions | 10 portions | 10 portions |
| Capacity of water container in ounces | 44 oz | 61 oz | 61 oz |
| Switch-on time programmable/Switch-off time programmable | ●/● | ●/● | ●/● |
| Standby time programmable/Time buffer in h | ●/- | ●/- | ●/- |
| Cleaning convenience | | | |
| Convenient cleaning program/ComfortClean | ●/● | ●/● | ●/● |
| Automatic rinsing of the milk pipework from the water container | - | ● | ● |
| Removable milk pipework/brew unit | ●/● | ●/● | ●/● |
| Safety | | | |
| System lock | ● | ● | ● |
| Technical data | | | |
| Appliance dimensions in inches (W x H x D) | 9 1/2" x 14 3/16" x 18 1/8" | 10" x 14 1/8" x 16 3/4" | 10" x 14 1/8" x 16 3/4" |
| Electrical Requirements | 120 V, 60 Hz, 15 Amps | 120 V, 60 Hz, 15 Amps | 120 V, 60 Hz, 15 Amps |
| Plug Type | NEMA 5 – 15 plug | NEMA 5 – 15 plug | NEMA 5 – 15 plug |
| Standard accessories | | | |
| Glass/Stainless steel milk flask | -/- | -/- | -/● |
| Descaling Agent/Cleaning tablets | ●/● | ●/● | ●/● |
| UMRP & MAP/Retail pricing | \$1,499/\$1,599 | \$1,899/\$1,999 | \$2,299/\$2,399 |
| Item Number | | | |
| Lotus White | | 10662810 | 10662840 |
| Obsidian Black | 10969250 | 10662820 | 10662850 |
| Graphite Grey | 10969230 | - | 10731210 |

Coffee Accessories

Product Overview



MB-CM Stainless Steel Milk Flask

- Used in preparing hot milk and milk froth for specialty beverages
- Store in refrigerator to keep milk cool and fresh
- Standard with CM 6350 Countertop Coffee Machines

Item Number: 10859920
UMRP/MAP Price: \$49
Retail Pricing: \$49



Cleaning Brush for Milk Pipework

- Note: Milk pipework is automatically rinsed after each coffee drink is brewed
- This tool allows for manual cleaning to ensure the best hygiene for your machine

Item Number: 07331640
UMRP/MAP Price: \$15.99
Retail Pricing: \$15.99



Glass Milk Flask Storage Lid

- Securely store milk in the glass milk flask for fresh and safe keeping

Item Number: 09327751
UMRP/MAP Price: \$49
Retail Pricing: \$49



CJ1 TopTherm Coffee Pot

- Make and store up to 8 servings of coffee
- Insulated stainless steel for keeping coffee and tea hot

Item Number: 10694310
UMRP/MAP Price: \$119
Retail Pricing: \$119



Milk Flask w/ EasyClick Cap (Left) Glass Milk Flask (Right)

- The Milk Flask w/ EasyClick Cap simply clicks into place at the front of the appliance and is easily removed
- The Glass Milk Flask is used in preparing hot milk and milk froth
- Standard with all built-in coffee machines

Item Number: 09552740 Item Number: 09627120
UMRP/ MAP Price: \$139 UMRP/MAP Price: \$99
Retail Price: \$139 Retail Price: \$99



Black Edition - One For All

Perfect for making espresso, coffee, as well as coffee specialties with milk.

- 100% Arabica
- Full-bodied, balanced intensity
- Fair trade / USDA organic certified DE-ÖKO-001, non-EU Agriculture
- Created specifically for Miele coffee machines
- 4 pack of 8.8 oz whole coffee beans roasted in Germany

Item Number: 11030100
UMRP/MAP Price: \$44.99
Retail Pricing: \$44.99



Black Edition - Espresso

Perfect for making espresso.

- 80% Arabica / 20% Robusta
- Intense, strong flavors
- Fair trade / USDA organic certified DE-ÖKO-001, non-EU Agriculture
- Created specifically for Miele coffee machines
- 4 pack of 8.8 oz whole coffee beans roasted in Germany

Item Number: 11029650
UMRP/MAP Price: \$44.99
Retail Pricing: \$44.99



Black Edition - Café Crema

Perfect for making Café Crema.

- 100% Arabica
- Full-bodied
- Fair trade / USDA organic certified DE-ÖKO-001, non-EU Agriculture
- Created specifically for Miele coffee machines
- 4 pack of 8.8 oz whole coffee beans roasted in Germany

Item Number: 11029370
UMRP/MAP Price: \$44.99
Retail Pricing: \$44.99



Black Edition - Decaf

Perfect for making decaf espresso, coffee, as well as coffee specialties with milk.

- 100% Arabica
- Full-bodied, very intense
- Fair trade / USDA organic certified DE-ÖKO-001, non-EU Agriculture
- Created specifically for Miele coffee machines
- 4 pack of 8.8 oz whole coffee beans roasted in Germany

Item Number: 11029870
UMRP/MAP Price: \$44.99
Retail Pricing: \$44.99



PerfectFresh Pro

Which convenience features would you like?

The product highlights* of Miele refrigeration appliances

PerfectFresh Pro

Food stays fresh for up to five times longer. In the automatically controlled temperature zones at temperatures between 32°F and 37°F meat, fish and many types of milk products remain fresh for up to three times longer. Fruit and vegetables retain their freshness for up to five times longer - thanks to the optimised humidity adjustment controls of the drawer. Furthermore, bright LED lighting has been integrated for a perfect overview of the stored food. PerfectFresh Pro is Miele's best system for perfect storage conditions for fresh produce.



PerfectFresh

Food stays fresh for up to three times longer: the ideal storage temperature for fruit, vegetables, fish, meat and milk products.

FlexiLight

Glare-free and unique: the LED glass shelf lighting, so versatile you can fit it where you need it most.

Superior energy efficiency

High efficiency, great freshness and wide variety of uses.

NoFrost

Never defrost again: thanks to circulation cooling, ice no longer forms in the interior cabinet which dispenses with the need for defrosting.

ComfortClean

Fast cleaning: the high-quality shelves on the inside of the door can be cleaned in the dishwasher.

* Depends on model

PerfectCool™ Fridge-Freezers

Product Overview



| Model number | KFNS 37692 iDE-1 | KFN 13923 DE | KFN 15943 DE |
|--|---|---|---|
| Series | PerfectCool | Freestanding | Freestanding |
| Design Overview | | | |
| Width | 24" | 24" | 30" |
| Type | Bottom Mount | Bottom Mount | Bottom Mount |
| Integrated | ● | – | – |
| Door hinge | Right (Convertible) | Right (Convertible) | Right (Convertible) |
| Custom panel and handle ready (VI Model) | ● | – | – |
| Side by Side Combination (PerfectCool only) | ● | – | – |
| Features | | | |
| DynaCool | ● | ● | ● |
| Temperature regulation | TouchControl | TouchControl | TouchControl |
| FlexiLight™ LED shelves | 2 | – | – |
| Height adjustable toughened glass shelves | 3 | ● | ● |
| SelfClose storage drawers | 2 | – | – |
| VarioRoom | ● | – | – |
| ComfortClean door shelves | 2 | ● | ● |
| Bottle fin in door shelf | 1 | – | ● |
| Ice maker | ● | ● | ● |
| NoFrost | ● | ● | ● |
| Automatic SuperCool/SuperFrost | ●/● | ●/● | ●/● |
| SoftClose door | ● | ● | ● |
| Active AirClean filter | ● | ● | ● |
| Acoustic door alarm/Acoustic temperature alarm | ●/● | ●/● | ●/● |
| Optical door alarm/Optical temperature alarm | ●/● | ●/● | ●/● |
| Sabbath mode | ● | ● | ● |
| Number of temperature zones | 3 | 2 | 2 |
| Technical data | | | |
| Energy Star | ● | ● | ● |
| Unit dimensions in inches (W x H x D) | 22" x 69 11/16" x 21 1/2" | 23 5/8" x 79 17/22" x 24 13/16" | 29 1/2" x 79 17/32" x 24 13/16" |
| Electrical requirements | 110/120 V, 60 Hz, 15 Amps | 110/120 V, 60 Hz, 15 Amps | 110/120 V, 60 Hz, 15 Amps |
| Power cord | NEMA 5 – 15 plug water pressure 22 – 87 psi; Accepts 1/4" flexible or copper water line (not included) | NEMA 5 – 15 plug water pressure 22 – 87 psi; Accepts 1/4" flexible or copper water line (not included) | NEMA 5 – 15 plug water pressure 22 – 87 psi; Accepts 1/4" flexible or copper water line (not included) |
| Water connection requirement | | | |
| UMRP & MAP/Retail Pricing | \$3,799/\$3,899 | \$2,899/\$2,999 | \$3,599/\$3,699 |
| Material number | 10595620 | 10870510 | 10721530 |

PerfectCool™ Fridge-Freezers

Product Overview



| Model number | KS 37472 iD | FNS 37492 iE | K 31222 Ui |
|--|---------------------------|---|--|
| Series | PerfectCool | PerfectCool | Under-Counter |
| Design Overview | | | |
| Width | 24" | 24" | 24" |
| Type | Refrigeration Column | Freezer Column | Under-Counter |
| Integrated | ● | ● | ● |
| Door hinge | Right (Convertible) | Left (Convertible) | Right (Convertible) |
| Custom panel and handle ready (VI Model) | ● | ● | ● |
| Side by Side Combination (PerfectCool only) | ● | ● | – |
| Features | | | |
| DynaCool | ● | – | – |
| Temperature regulation | TouchControl | TouchControl | PicTronic |
| FlexiLight™ LED shelves | 4 | – | – |
| Height adjustable toughened glass shelves | 6 | 6 | 4 |
| SelfClose storage drawers | 3 | – | – |
| VarioRoom | – | ● | – |
| ComfortClean door shelves | 5 | – | 2 |
| Bottle fin in door shelf | 2 | – | 1 |
| Ice maker | – | ● | – |
| NoFrost | – | ● | – |
| Automatic SuperCool/SuperFrost | ●/– | –/● | ●/– |
| SoftClose door | ● | ● | ● |
| Active AirClean filter | ● | ● | ● |
| Acoustic door alarm/Acoustic temperature alarm | ●/● | ●/● | ●/● |
| Optical door alarm/Optical temperature alarm | ●/● | ●/● | –/– |
| Sabbath mode | ● | ● | – |
| Number of temperature zones | 2 | 1 | 1 |
| Technical data | | | |
| Energy Star | ● | ● | ● |
| Unit dimensions in inches (W x H x D) | 22" x 69 11/16" x 21 1/2" | 22" x 69 11/16" x 21 1/2" | 23 1/2" x 32 5/16" – 34 5/8" x 21 5/8" |
| Electrical requirements | 110/120 V, 60 Hz, 15 Amps | 110/120 V, 60 Hz, 15 Amps | 110/120 V, 60 Hz, 15 Amps |
| Power cord | NEMA 5 – 15 plug | NEMA 5 – 15 plug | NEMA 5 – 15 plug |
| Water connection requirement | – | water pressure 22 – 87 psi; Accepts 1/4" flexible or copper water line (not included) | – |
| UMRP & MAP/Retail Pricing | \$3,299/\$3,399 | \$3,699/\$3,799 | \$1,599/\$1,699 |
| Material number | 10093870 | 10093890 | 10799700 |

PerfectCool™ Fridge-Freezers

Product Overview



| Model number | KFN 9855 iDE | KFN 9855 iDE | KFNF 9955 iDE |
|--|---|---|---|
| Series | PerfectCool | PerfectCool | PerfectCool |
| Design Overview | | | |
| Width | 30" | 30" | 36" |
| Type | Bottom Mount | Bottom Mount | French Door |
| Integrated | ● | ● | ● |
| Door hinge | Left | Right | Right and Left |
| Custom panel and handle ready (VI Model) | ● | ● | ● |
| Side by Side Combination (PerfectCool only) | ● | ● | ● |
| Features | | | |
| DynaCool | ● | ● | ● |
| Temperature regulation | TouchControl | TouchControl | ● |
| FlexiLight™ LED shelves | – | – | – |
| Height adjustable toughened glass shelves | ● | ● | ● |
| SelfClose storage drawers | ● | ● | ● |
| VarioRoom | – | – | – |
| ComfortClean door shelves | ● | ● | ● |
| Bottle fin in door shelf | – | – | – |
| Ice maker | ● | ● | ● |
| NoFrost | ● | ● | ● |
| Automatic SuperCool/SuperFrost | ●/● | ●/● | ● |
| SoftClose door | ● | ● | ● |
| Active AirClean filter | ● | ● | – |
| Acoustic door alarm/Acoustic temperature alarm | ●/● | ●/● | ●/● |
| Optical door alarm/Optical temperature alarm | ●/● | ●/● | ●/● |
| Sabbath mode | ● | ● | ● |
| Number of temperature zones | 3 | 3 | 3 |
| Technical data | | | |
| Energy Star | ● | ● | ● |
| Unit dimensions in inches (W x H x D) | 29 7/8" x 79 13/16" x 24" | 29 7/8" x 79 13/16" x 24" | 35 13/16" x 79 13/16" x 24" |
| Electrical requirements | 110/120 V, 60 Hz, 15 Amps | 110/120 V, 60 Hz, 15 Amps | 110/120 V, 60 Hz, 15 Amps |
| Power cord | NEMA 5 – 15 plug Water pressure 22-87 psi; accepts 1/4" flexible or copper water line (not included) | NEMA 5 – 15 plug Water pressure 22-87 psi; accepts 1/4" flexible or copper water line (not included) | NEMA 5 – 15 plug Water pressure 22-87 psi; accepts 1/4" flexible or copper water line (not included) |
| Water connection requirement | | | |
| UMRP & MAP/Retail Pricing | \$5,599/\$5,699 | \$5,599/\$5,699 | \$7,099/\$7,199 |
| Material number | 09623660 | 09472260 | 10277970 |





Which convenience features would you like?

The product highlights* Miele MasterCool

BrilliantLight

Each area of the unit is perfectly illuminated by many ideally placed LED light strips. Even the food at the back is easy to see in the pleasantly gentle light, which presents the refrigerated goods in a stylish tone. As a further highlight, the matte surface of the aluminium profile is cast in an elegant glow by the light.



MasterFresh

Food stays fresh for up to three times longer: the ideal storage temperature for fruit, vegetables, fish, meat and dairy products.



Push2Open

Allow for a handleless design. Simply apply slight pressure to the door and it will open gently to an ajar position.



Drop and Lock

Easy and safe: without having to take them out, the shelves inside the door are height-adjustable and easy to lock into position.



IceMaker

Produced quickly and stored: Miele's IceMaker has separate controls and can produce up to 150 ice cubes a day.



Ice/Water dispenser

Pure luxury: at the touch of a button you are treated to ice and cooled water from the front Ice/Water dispenser.

* Depending on model

MasterCool Refrigerators

Product Overview



| Model number | K 2601 Vi | K 2601 SF | K 2611 Vi |
|--|------------------------------------|------------------------------------|------------------------------------|
| Overview | | | |
| Width | 24" | 24" | 24" |
| Refrigerator/Bottom-mount | ●/– | ●/– | ●/– |
| Freezer/Wine conditioning unit | –/– | –/– | –/– |
| Construction type | | | |
| Custom panel ready/Pre-finished | ●/– | –/● | ●/– |
| Door hinge side/Can be installed side-by-side | Right/● | Right/● | Left/● |
| Design | | | |
| Front color | – | Clean Touch Steel™ | – |
| Lighting | BrilliantLight | BrilliantLight | BrilliantLight |
| Control panel | | | |
| Freshness system | MasterFresh | MasterFresh | MasterFresh |
| DuplexCool Pro/DynaCool/NoFrost | –/●/– | –/●/– | –/●/– |
| SelfClose/SlidingShelf/Active AirClean filter | ●/●/● | ●/●/● | ●/●/● |
| Push2Open/Pull2Open | ●/● | ●/● | ●/● |
| FullAccess/EasyClean/MaxLoad hinge | ●/●/● | ●/●/● | ●/●/● |
| Control | | | |
| Electronic temperature display and control | MasterSensor | MasterSensor | MasterSensor |
| Automatic SuperCool/SuperFrost/Sabbath mode | ●/–/● | ●/–/● | ●/–/● |
| No. of temperature zones | 2 | 2 | 2 |
| Fridge / Fridge compartment | | | |
| No. of shelves | 2 | 2 | 2 |
| Number of vegetable drawers/crisper drawers | 1/2 | 1/2 | 1/2 |
| Number of door bins | 4 | 4 | 4 |
| Appliance networking | | | |
| WiFiConn@ct | ● | ● | ● |
| Safety | | | |
| Acoustic door alarm/Acoustic temperature alarm | ●/● | ●/● | ●/● |
| Optical door alarm/Optical temperature alarm | ●/– | ●/– | ●/– |
| Technical data | | | |
| Energy Star | ● | ● | ● |
| Appliance dimensions in inches (W x H x D) | 23 3/4" x 83 3/4" – 85 3/16" x 24" | 23 3/4" x 83 3/4" – 85 3/16" x 24" | 23 3/4" x 83 3/4" – 85 3/16" x 24" |
| Electrical Requirements | 120 V, 60 Hz, 15 Amps | 120 V, 60 Hz, 15 Amps | 120 V, 60 Hz, 15 Amps |
| Plug type | NEMA 5 – 15 plug | NEMA 5 – 15 plug | NEMA 5 – 15 plug |
| Water connection | – | – | – |
| UMRP & MAP/Retail pricing | \$7,299/\$7,799 | \$7,899/\$8,399 | \$7,299/\$7,799 |
| Material number | 10744850 | 10745060 | 10744860 |

MasterCool Refrigerators

Product Overview



| Model number | K 2801 Vi | K 2801 SF | K 2811 Vi |
|--|------------------------------------|------------------------------------|------------------------------------|
| Overview | | | |
| Width | 30" | 30" | 30" |
| Refrigerator/Bottom-mount | ●/– | ●/– | ●/– |
| Freezer/Wine conditioning unit | –/– | –/– | –/– |
| Construction type | | | |
| Custom panel ready/Pre-finished | ●/– | –/● | ●/– |
| Door hinge side/Can be installed side-by-side | Right/● | Right/● | Left/● |
| Design | | | |
| Front color | – | Clean Touch Steel™ | – |
| Lighting | BrilliantLight | BrilliantLight | BrilliantLight |
| Control panel | | | |
| Freshness system | MasterFresh | MasterFresh | MasterFresh |
| DuplexCool Pro/DynaCool/NoFrost | –/●/– | –/●/– | –/●/– |
| SelfClose/SlidingShelf/Active AirClean filter | ●/●/● | ●/●/● | ●/●/● |
| Push2Open/Pull2Open | ●/● | ●/● | ●/● |
| FullAccess/EasyClean/MaxLoad hinge | ●/●/● | ●/●/● | ●/●/● |
| Control | | | |
| Electronic temperature display and control | MasterSensor | MasterSensor | MasterSensor |
| Automatic SuperCool/SuperFrost/Sabbath mode | ●/–/● | ●/–/● | ●/–/● |
| No. of temperature zones | 2 | 2 | 2 |
| Fridge / Fridge compartment | | | |
| No. of shelves | 2 | 2 | 2 |
| Number of vegetable drawers/crisper drawers | 1/2 | 1/2 | 1/2 |
| Number of door bins | 4 | 4 | 4 |
| Appliance networking | | | |
| WiFiConn@ct | ● | ● | ● |
| Safety | | | |
| Acoustic door alarm/Acoustic temperature alarm | ●/● | ●/● | ●/● |
| Optical door alarm/Optical temperature alarm | ●/– | ●/– | ●/– |
| Technical data | | | |
| Energy Star | ● | ● | ● |
| Appliance dimensions in inches (W x H x D) | 29 3/4" x 83 3/4" – 85 3/16" x 24" | 29 3/4" x 83 3/4" – 85 3/16" x 24" | 29 3/4" x 83 3/4" – 85 3/16" x 24" |
| Electrical Requirements | 120 V, 60 Hz, 15 Amps | 120 V, 60 Hz, 15 Amps | 120 V, 60 Hz, 15 Amps |
| Plug type | NEMA 5 – 15 plug | NEMA 5 – 15 plug | NEMA 5 – 15 plug |
| Water connection | – | – | – |
| UMRP & MAP/Retail pricing | \$7,599/\$8,099 | \$8,199/\$8,699 | \$7,599/\$8,099 |
| Material number | 10744220 | 10744290 | 10744230 |

MasterCool Refrigerators

Product Overview



| Model number | K 2811 SF | K 2901 Vi | K 2901 SF |
|--|------------------------------------|------------------------------------|------------------------------------|
| Overview | | | |
| Width | 30" | 36" | 36" |
| Refrigerator/Bottom-mount | ●/– | ●/– | ●/– |
| Freezer/Wine conditioning unit | –/– | –/– | –/– |
| Construction type | | | |
| Custom panel ready/Pre-finished | –/● | ●/– | –/● |
| Door hinge side/Can be installed side-by-side | Left/● | Right/● | Right/● |
| Design | | | |
| Front color | Clean Touch Steel™ | – | Clean Touch Steel™ |
| Lighting | BrilliantLight | BrilliantLight | BrilliantLight |
| Control panel | | | |
| Freshness system | MasterFresh | MasterFresh | MasterFresh |
| DuplexCool Pro/DynaCool/NoFrost | –/●/– | –/●/– | –/●/– |
| SelfClose/SlidingShelf/Active AirClean filter | ●/●/● | ●/●/● | ●/●/● |
| Push2Open/Pull2Open | ●/● | ●/● | ●/● |
| FullAccess/EasyClean/MaxLoad hinge | ●/●/● | ●/●/● | ●/●/● |
| Control | | | |
| Electronic temperature display and control | MasterSensor | MasterSensor | MasterSensor |
| Automatic SuperCool/SuperFrost/Sabbath mode | ●/–/● | ●/–/● | ●/–/● |
| No. of temperature zones | 2 | 2 | 2 |
| Fridge / Fridge compartment | | | |
| No. of shelves | 2 | 2 | 2 |
| Number of vegetable drawers/crisper drawers | 1/2 | 1/2 | 1/2 |
| Number of door bins | 4 | 4 | 4 |
| Appliance networking | | | |
| WiFiConn@ct | ● | ● | ● |
| Safety | | | |
| Acoustic door alarm/Acoustic temperature alarm | ●/● | ●/● | ●/● |
| Optical door alarm/Optical temperature alarm | ●/– | ●/– | ●/– |
| Technical data | | | |
| Energy Star | ● | ● | ● |
| Appliance dimensions in inches (W x H x D) | 29 3/4" x 83 3/4" – 85 3/16" x 24" | 35 3/4" x 83 3/4" – 85 3/16" x 24" | 35 3/4" x 83 3/4" – 85 3/16" x 24" |
| Electrical Requirements | 120 V, 60 Hz, 15 Amps | 120 V, 60 Hz, 15 Amps | 120 V, 60 Hz, 15 Amps |
| Plug type | NEMA 5 – 15 plug | NEMA 5 – 15 plug | NEMA 5 – 15 plug |
| Water connection | – | – | – |
| UMRP & MAP/Retail pricing | \$8,199/\$8,699 | \$7,899/\$8,399 | \$8,499/\$8,999 |
| Material number | 10744270 | 10744550 | 10744840 |

MasterCool Refrigerators

Product Overview



| Model number | K 2911 Vi | K 2911 SF |
|--|------------------------------------|------------------------------------|
| Overview | | |
| Width | 36" | 36" |
| Refrigerator/Bottom-mount | ●/- | ●/- |
| Freezer/Wine conditioning unit | -/- | -/- |
| Construction type | | |
| Custom panel ready/Pre-finished | ●/- | -/● |
| Door hinge side/Can be installed side-by-side | Left/● | Left/● |
| Design | | |
| Front color | - | Clean Touch Steel™ |
| Lighting | BrilliantLight | BrilliantLight |
| Control panel | | |
| Freshness system | MasterFresh | MasterFresh |
| DuplexCool Pro/DynaCool/NoFrost | -/●/- | -/●/- |
| SelfClose/SlidingShelf/Active AirClean filter | ●/●/● | ●/●/● |
| Push2Open/Pull2Open | ●/● | ●/● |
| FullAccess/EasyClean/MaxLoad hinge | ●/●/● | ●/●/● |
| Control | | |
| Electronic temperature display and control | MasterSensor | MasterSensor |
| Automatic SuperCool/SuperFrost/Sabbath mode | ●/-/● | ●/-/● |
| No. of temperature zones | 2 | 2 |
| Fridge / Fridge compartment | | |
| No. of shelves | 2 | 2 |
| Number of vegetable drawers/crisper drawers | 1/2 | 1/2 |
| Number of door bins | 4 | 4 |
| Appliance networking | | |
| WiFiConn@ct | ● | ● |
| Safety | | |
| Acoustic door alarm/Acoustic temperature alarm | ●/● | ●/● |
| Optical door alarm/Optical temperature alarm | ●/- | ●/- |
| Technical data | | |
| Energy Star | ● | ● |
| Appliance dimensions in inches (W x H x D) | 35 3/4" x 83 3/4" - 85 3/16" x 24" | 35 3/4" x 83 3/4" - 85 3/16" x 24" |
| Electrical Requirements | 120 V, 60 Hz, 15 Amps | 120 V, 60 Hz, 15 Amps |
| Plug type | NEMA 5 - 15 plug | NEMA 5 - 15 plug |
| Water connection | - | - |
| UMRP & MAP/Retail pricing | \$7,899/\$8,399 | \$8,499/\$8,999 |
| Material number | 10744600 | 10744810 |

MasterCool Bottom-Mounts

Product Overview



| Model number | KF 2801 Vi | KF 2801 SF | KF 2811 Vi |
|--|------------------------------------|------------------------------------|------------------------------------|
| Overview | | | |
| Width | 30" | 30" | 30" |
| Refrigerator/Bottom-mount | -/● | -/● | -/● |
| Freezer/Wine conditioning unit | -/- | -/- | -/- |
| Construction type | | | |
| Custom panel ready/Pre-finished | ●/- | -/● | ●/- |
| Door hinge side/Can be installed side-by-side | Right/● | Right/● | Left/● |
| Design | | | |
| Front color | - | Clean Touch Steel™ | - |
| Lighting | BrilliantLight | BrilliantLight | BrilliantLight |
| Control panel | | | |
| Freshness system | MasterFresh | MasterFresh | MasterFresh |
| IceMaker with plumbed water connection / Ice/Water Dispenser | ●/- | ●/- | ●/- |
| DuplexCool Pro/DynaCool/NoFrost | ●/●/● | ●/●/● | ●/●/● |
| SelfClose/SlidingShelf/Active AirClean filter | ●/●/● | ●/●/● | ●/●/● |
| Push2Open/Pull2Open | ●/● | ●/● | ●/● |
| FullAccess/EasyClean/MaxLoad hinge | ●/●/● | ●/●/● | ●/●/● |
| Control | | | |
| Electronic temperature display and control | MasterSensor | MasterSensor | MasterSensor |
| Automatic SuperCool/SuperFrost/Sabbath mode | ●/●/● | ●/●/● | ●/●/● |
| No. of temperature zones | 3 | 3 | 3 |
| Fridge / Fridge compartment | | | |
| No. of shelves | 2 | 2 | 2 |
| Number of vegetable drawers/crisper drawers | -/2 | -/2 | -/2 |
| Number of door bins | 3 | 3 | 3 |
| Freezer / Freezer compartment | | | |
| Number of shelves/Number of drawers | -/2 | -/2 | -/2 |
| Door baskets – small/large | -/- | -/- | -/- |
| Appliance networking | | | |
| WiFiConn@ct | ● | ● | ● |
| Safety | | | |
| Acoustic door alarm/Acoustic temperature alarm | ●/● | ●/● | ●/● |
| Optical door alarm/Optical temperature alarm | ●/- | ●/- | ●/- |
| Technical data | | | |
| Energy Star | ● | ● | ● |
| Appliance dimensions in inches (W x H x D) | 29 3/4" x 83 3/4" – 85 3/16" x 24" | 29 3/4" x 83 3/4" – 85 3/16" x 24" | 29 3/4" x 83 3/4" – 85 3/16" x 24" |
| Electrical Requirements | 120 V, 60 Hz, 15 Amps | 120 V, 60 Hz, 15 Amps | 120 V, 60 Hz, 15 Amps |
| Plug type | NEMA 5 – 15 plug | NEMA 5 – 15 plug | NEMA 5 – 15 plug |
| Water connection | ● | ● | ● |
| UMRP & MAP/Retail pricing | \$8,199/\$8,699 | \$8,799/\$9,299 | \$8,199/\$8,699 |
| Material number | 10745770 | 10745790 | 10745780 |

MasterCool Bottom-Mounts

Product Overview



| Model number | KF 2811 SF | KF 2901 Vi | KF 2901 SF |
|--|------------------------------------|------------------------------------|------------------------------------|
| Overview | | | |
| Width | 30" | 36" | 36" |
| Refrigerator/Bottom-mount | -/● | -/● | -/● |
| Freezer/Wine conditioning unit | -/- | -/- | -/- |
| Construction type | | | |
| Custom panel ready/Pre-finished | -/● | ●/- | -/● |
| Door hinge side/Can be installed side-by-side | Left/● | Right/● | Right/● |
| Design | | | |
| Front color | Clean Touch Steel™ | - | Clean Touch Steel™ |
| Lighting | BrilliantLight | BrilliantLight | BrilliantLight |
| Control panel | | | |
| Freshness system | MasterFresh | MasterFresh | MasterFresh |
| IceMaker with plumbed water connection / Ice/Water Dispenser | ●/- | ●/- | ●/- |
| DuplexCool Pro/DynaCool/NoFrost | ●/●/● | ●/●/● | ●/●/● |
| SelfClose/SlidingShelf/Active AirClean filter | ●/●/● | ●/●/● | ●/●/● |
| Push2Open/Pull2Open | ●/● | ●/● | ●/● |
| FullAccess/EasyClean/MaxLoad hinge | ●/●/● | ●/●/● | ●/●/● |
| Control | | | |
| Electronic temperature display and control | MasterSensor | MasterSensor | MasterSensor |
| Automatic SuperCool/SuperFrost/Sabbath mode | ●/●/● | ●/●/● | ●/●/● |
| No. of temperature zones | 3 | 3 | 3 |
| Fridge / Fridge compartment | | | |
| No. of shelves | 2 | 2 | 2 |
| Number of vegetable drawers/crisper drawers | -/2 | -/2 | -/2 |
| Number of door bins | 3 | 3 | 3 |
| Freezer / Freezer compartment | | | |
| Number of shelves/Number of drawers | -/2 | -/2 | -/2 |
| Door baskets – small/large | -/- | -/- | -/- |
| Appliance networking | | | |
| WiFiConn@ct | ● | ● | ● |
| Safety | | | |
| Acoustic door alarm/Acoustic temperature alarm | ●/● | ●/● | ●/● |
| Optical door alarm/Optical temperature alarm | ●/- | ●/- | ●/- |
| Technical data | | | |
| Energy Star | ● | ● | ● |
| Appliance dimensions in inches (W x H x D) | 29 3/4" x 83 3/4" – 85 3/16" x 24" | 35 3/4" x 83 3/4" – 85 3/16" x 24" | 35 3/4" x 83 3/4" – 85 3/16" x 24" |
| Electrical Requirements | 120 V, 60 Hz, 15 Amps | 120 V, 60 Hz, 15 Amps | 120 V, 60 Hz, 15 Amps |
| Plug type | NEMA 5 – 15 plug | NEMA 5 – 15 plug | NEMA 5 – 15 plug |
| Water connection | ● | ● | ● |
| UMRP & MAP/Retail pricing | \$8,799/\$9,299 | \$8,799/\$9,299 | \$9,299/\$9,799 |
| Material number | 10745800 | 10745810 | 10745880 |

MasterCool Bottom-Mounts

Product Overview



| Model number | KF 2911 Vi | KF 2911 SF | KF 2981 Vi |
|--|------------------------------------|------------------------------------|------------------------------------|
| Overview | | | |
| Width | 36" | 36" | 36" |
| Refrigerator/Bottom-mount | -/● | -/● | -/● |
| Freezer/Wine conditioning unit | -/- | -/- | -/- |
| Construction type | | | |
| Custom panel ready/Pre-finished | ●/- | -/● | ●/- |
| Door hinge side/Can be installed side-by-side | Left/● | Left/● | French Door/● |
| Design | | | |
| Front color | - | Clean Touch Steel™ | - |
| Lighting | BrilliantLight | BrilliantLight | BrilliantLight |
| Control panel | | | |
| Freshness system | MasterFresh | MasterFresh | MasterFresh |
| IceMaker with plumbed water connection / Ice/Water Dispenser | ●/- | ●/- | ●/- |
| DuplexCool Pro/DynaCool/NoFrost | ●/●/● | ●/●/● | ●/●/● |
| SelfClose/SlidingShelf/Active AirClean filter | ●/●/● | ●/●/● | ●/●/● |
| Push2Open/Pull2Open | ●/● | ●/● | ●/● |
| FullAccess/EasyClean/MaxLoad hinge | ●/●/● | ●/●/● | ●/●/● |
| Control | | | |
| Electronic temperature display and control | MasterSensor | MasterSensor | MasterSensor |
| Automatic SuperCool/SuperFrost/Sabbath mode | ●/●/● | ●/●/● | ●/●/● |
| No. of temperature zones | 3 | 3 | 3 |
| Fridge / Fridge compartment | | | |
| No. of shelves | 2 | 2 | 2 |
| Number of vegetable drawers/crisper drawers | -/2 | -/2 | -/2 |
| Number of door bins | 3 | 3 | 3 |
| Freezer / Freezer compartment | | | |
| Number of shelves/Number of drawers | -/2 | -/2 | -/2 |
| Door baskets – small/large | -/- | -/- | -/- |
| Appliance networking | | | |
| WiFiConn@ct | ● | ● | ● |
| Safety | | | |
| Acoustic door alarm/Acoustic temperature alarm | ●/● | ●/● | ●/● |
| Optical door alarm/Optical temperature alarm | ●/- | ●/- | ●/- |
| Technical data | | | |
| Energy Star | ● | ● | ● |
| Appliance dimensions in inches (W x H x D) | 35 3/4" x 83 3/4" – 85 3/16" x 24" | 35 3/4" x 83 3/4" – 85 3/16" x 24" | 35 3/4" x 83 3/4" – 85 3/16" x 24" |
| Electrical Requirements | 120 V, 60 Hz, 15 Amps | 120 V, 60 Hz, 15 Amps | 120 V, 60 Hz, 15 Amps |
| Plug type | NEMA 5 – 15 plug | NEMA 5 – 15 plug | NEMA 5 – 15 plug |
| Water connection | ● | ● | ● |
| UMRP & MAP/Retail pricing | \$8,799/\$9,299 | \$9,299/\$9,799 | \$8,999/\$9,499 |
| Material number | 10745830 | 10745920 | 10745930 |

MasterCool Bottom-Mounts

Product Overview



| | |
|--|------------------------------------|
| Model number | KF 2981 SF |
| Overview | |
| Width | 36" |
| Refrigerator/Bottom-mount | -/● |
| Freezer/Wine conditioning unit | -/- |
| Construction type | |
| Custom panel ready/Pre-finished | -/● |
| Door hinge side/Can be installed side-by-side | French door/● |
| Design | |
| Front color | Clean Touch Steel™ |
| Lighting | BrilliantLight |
| Control panel | |
| Freshness system | MasterFresh |
| IceMaker with plumbed water connection / Ice/Water Dispenser | ●/- |
| DuplexCool Pro/DynaCool/NoFrost | ●/●/● |
| SelfClose/SlidingShelf/Active AirClean filter | ●/●/● |
| Push2Open/Pull2Open | ●/● |
| FullAccess/EasyClean/MaxLoad hinge | ●/●/● |
| Control | |
| Electronic temperature display and control | MasterSensor |
| Automatic SuperCool/SuperFrost/Sabbath mode | ●/●/● |
| No. of temperature zones | 3 |
| Fridge / Fridge compartment | |
| No. of shelves | 2 |
| Number of vegetable drawers/crisper drawers | -/2 |
| Number of door bins | 3 |
| Freezer / Freezer compartment | |
| Number of shelves/Number of drawers | -/2 |
| Door baskets – small/large | -/- |
| Appliance networking | |
| WiFiConn@ct | ● |
| Safety | |
| Acoustic door alarm/Acoustic temperature alarm | ●/● |
| Optical door alarm/Optical temperature alarm | ●/- |
| Technical data | |
| Energy Star | ● |
| Appliance dimensions in inches (W x H x D) | 35 3/4" x 83 3/4" – 85 3/16" x 24" |
| Electrical Requirements | 120 V, 60 Hz, 15 Amps |
| Plug type | NEMA 5 – 15 plug |
| Water connection | ● |
| UMRP & MAP/Retail pricing | \$9,599/\$10,099 |
| Material number | 10745950 |

MasterCool Freezers

Product Overview



| Model number | F 2411 Vi | F 2411 SF | F 2801 Vi |
|--|------------------------------------|------------------------------------|------------------------------------|
| Overview | | | |
| Width | 18" | 18" | 30" |
| Refrigerator/Bottom-mount | -/- | -/- | -/- |
| Freezer/Wine conditioning unit | ●/- | ●/- | ●/- |
| Construction type | | | |
| Custom panel ready/Pre-finished | ●/- | -/● | ●/- |
| Door hinge side/Can be installed side-by-side | Left/● | Left/● | Right/● |
| Design | | | |
| Front color | - | Clean Touch Steel™ | - |
| Lighting | BrilliantLight | BrilliantLight | BrilliantLight |
| Control panel | | | |
| IceMaker with plumbed water connection / Ice/Water Dispenser | ●/- | ●/- | ●/- |
| DuplexCool Pro/DynaCool/NoFrost | -/-/● | -/-/● | -/-/● |
| SelfClose/SlidingShelf/Active AirClean filter | -/-/- | -/-/- | -/-/- |
| Push2Open/Pull2Open | ●/● | ●/● | ●/● |
| FullAccess/EasyClean/MaxLoad hinge | ●/●/● | ●/●/● | ●/●/● |
| Control | | | |
| Electronic temperature display and control | MasterSensor | MasterSensor | MasterSensor |
| Automatic SuperCool/SuperFrost/Sabbath mode | -/●/● | -/●/● | -/●/● |
| No. of temperature zones | 1 | 1 | 1 |
| Freezer / Freezer compartment | | | |
| Number of shelves/Number of drawers | 3/2 | 3/2 | 3/2 |
| Door baskets – small/large | 1/3 | 1/3 | 1/3 |
| Appliance networking | | | |
| WiFiConn@ct | ● | ● | ● |
| Safety | | | |
| Acoustic door alarm/Acoustic temperature alarm | ●/● | ●/● | ●/● |
| Optical door alarm/Optical temperature alarm | ●/- | ●/- | ●/- |
| Technical data | | | |
| Energy Star | ● | ● | ● |
| Appliance dimensions in inches (W x H x D) | 17 3/4" x 83 3/4" – 85 3/16" x 24" | 17 3/4" x 83 3/4" – 85 3/16" x 24" | 29 3/4" x 83 3/4" – 85 3/16" x 24" |
| Electrical Requirements | 120 V, 60 Hz, 15 Amps | 120 V, 60 Hz, 15 Amps | 120 V, 60 Hz, 15 Amps |
| Plug type | NEMA 5 – 15 plug | NEMA 5 – 15 plug | NEMA 5 – 15 plug |
| Water connection | ● | ● | ● |
| UMRP & MAP/Retail pricing | \$6,699/\$7,199 | \$7,299/\$7,799 | \$7,999/\$8,499 |
| Material number | 10744980 | 10745360 | 10744890 |

MasterCool Freezers

Product Overview



| Model number | F 2811 Vi | F 2811 SF | F 2901 Vi |
|--|------------------------------------|------------------------------------|------------------------------------|
| Overview | | | |
| Width | 30" | 30" | 36" |
| Refrigerator/Bottom-mount | -/- | -/- | -/- |
| Freezer/Wine conditioning unit | ●/- | ●/- | ●/- |
| Construction type | | | |
| Custom panel ready/Pre-finished | ●/- | -/● | ●/- |
| Door hinge side/Can be installed side-by-side | Left/● | Left/● | Right/● |
| Design | | | |
| Front color | - | Clean Touch Steel™ | - |
| Lighting | BrilliantLight | BrilliantLight | BrilliantLight |
| Control panel | | | |
| IceMaker with plumbed water connection / Ice/Water Dispenser | ●/- | ●/- | ●/- |
| DuplexCool Pro/DynaCool/NoFrost | -/-/● | -/-/● | -/-/● |
| SelfClose/SlidingShelf/Active AirClean filter | -/-/- | -/-/- | -/-/- |
| Push2Open/Pull2Open | ●/● | ●/● | ●/● |
| FullAccess/EasyClean/MaxLoad hinge | ●/●/● | ●/●/● | ●/●/● |
| Control | | | |
| Electronic temperature display and control | MasterSensor | MasterSensor | MasterSensor |
| Automatic SuperCool/SuperFrost/Sabbath mode | -/●/● | -/●/● | -/●/● |
| No. of temperature zones | 1 | 1 | 1 |
| Freezer / Freezer compartment | | | |
| Number of shelves/Number of drawers | 3/2 | 3/2 | 3/2 |
| Door baskets – small/large | 1/3 | 1/3 | 1/3 |
| Appliance networking | | | |
| WiFiConn@ct | ● | ● | ● |
| Safety | | | |
| Acoustic door alarm/Acoustic temperature alarm | ●/● | ●/● | ●/● |
| Optical door alarm/Optical temperature alarm | ●/- | ●/- | ●/- |
| Technical data | | | |
| Energy Star | ● | ● | ● |
| Appliance dimensions in inches (W x H x D) | 29 3/4" x 83 3/4" – 85 3/16" x 24" | 29 3/4" x 83 3/4" – 85 3/16" x 24" | 35 3/4" x 83 3/4" – 85 3/16" x 24" |
| Electrical Requirements | 120 V, 60 Hz, 15 Amps | 120 V, 60 Hz, 15 Amps | 120 V, 60 Hz, 15 Amps |
| Plug type | NEMA 5 – 15 plug | NEMA 5 – 15 plug | NEMA 5 – 15 plug |
| Water connection | ● | ● | ● |
| UMRP & MAP/Retail pricing | \$7,999/\$8,499 | \$8,499/\$8,999 | \$8,199/\$8,699 |
| Material number | 10744900 | 10744910 | 10744940 |

MasterCool Freezers

Product Overview



| Model number | F 2911 Vi | F 2911 SF | F 2461 Vi |
|--|------------------------------------|------------------------------------|------------------------------------|
| Overview | | | |
| Width | 36" | 36" | 18" |
| Refrigerator/Bottom-mount | -/- | -/- | -/- |
| Freezer/Wine conditioning unit | ●/- | ●/- | ●/- |
| Construction type | | | |
| Custom panel ready/Pre-finished | ●/- | -/● | ●/- |
| Door hinge side/Can be installed side-by-side | Left/● | Left/● | Right/● |
| Design | | | |
| Front color | - | Clean Touch Steel™ | - |
| Lighting | BrilliantLight | BrilliantLight | BrilliantLight |
| Control panel | | | |
| IceMaker with plumbed water connection / Ice/Water Dispenser | ●/- | ●/- | -/● |
| DuplexCool Pro/DynaCool/NoFrost | -/-/● | -/-/● | -/-/● |
| SelfClose/SlidingShelf/Active AirClean filter | -/-/- | -/-/- | -/-/- |
| Push2Open/Pull2Open | ●/● | ●/● | ●/● |
| FullAccess/EasyClean/MaxLoad hinge | ●/●/● | ●/●/● | ●/●/● |
| Control | | | |
| Electronic temperature display and control | MasterSensor | MasterSensor | MasterSensor |
| Automatic SuperCool/SuperFrost/Sabbath mode | -/●/● | -/●/● | -/●/● |
| No. of temperature zones | 1 | 1 | 1 |
| Freezer / Freezer compartment | | | |
| Number of shelves/Number of drawers | 3/2 | 3/2 | 3/2 |
| Door baskets – small/large | 1/3 | 1/3 | 1/3 |
| Appliance networking | | | |
| WiFiConn@ct | ● | ● | ● |
| Safety | | | |
| Acoustic door alarm/Acoustic temperature alarm | ●/● | ●/● | ●/● |
| Optical door alarm/Optical temperature alarm | ●/- | ●/- | ●/- |
| Technical data | | | |
| Energy Star | ● | ● | ● |
| Appliance dimensions in inches (W x H x D) | 35 3/4" x 83 3/4" – 85 3/16" x 24" | 35 3/4" x 83 3/4" – 85 3/16" x 24" | 17 3/4" x 83 3/4" – 85 3/16" x 24" |
| Electrical Requirements | 120 V, 60 Hz, 15 Amps | 120 V, 60 Hz, 15 Amps | 120 V, 60 Hz, 15 Amps |
| Plug type | NEMA 5 – 15 plug | NEMA 5 – 15 plug | NEMA 5 – 15 plug |
| Water connection | ● | ● | ● |
| UMRP & MAP/Retail pricing | \$8,199/\$8,699 | \$8,599/\$9,099 | \$6,999/\$7,499 |
| Material number | 10745030 | 10745040 | 10745050 |

MasterCool Freezers

Product Overview



| Model number | F 2471 Vi | F 2471 SF | F 2661 Vi |
|--|------------------------------------|------------------------------------|------------------------------------|
| Overview | | | |
| Width | 18" | 18" | 24" |
| Refrigerator/Bottom-mount | -/- | -/- | -/- |
| Freezer/Wine conditioning unit | ●/- | ●/- | ●/- |
| Construction type | | | |
| Custom panel ready/Pre-finished | ●/- | -/● | ●/- |
| Door hinge side/Can be installed side-by-side | Left/● | Left/● | Right/● |
| Design | | | |
| Front color | - | Clean Touch Steel™ | - |
| Lighting | BrilliantLight | BrilliantLight | BrilliantLight |
| Control panel | | | |
| IceMaker with plumbed water connection / Ice/Water Dispenser | -/● | -/● | -/● |
| DuplexCool Pro/DynaCool/NoFrost | -/-/● | -/-/● | -/-/● |
| SelfClose/SlidingShelf/Active AirClean filter | -/-/- | -/-/- | -/-/- |
| Push2Open/Pull2Open | ●/● | ●/● | ●/● |
| FullAccess/EasyClean/MaxLoad hinge | ●/●/● | ●/●/● | ●/●/● |
| Control | | | |
| Electronic temperature display and control | MasterSensor | MasterSensor | MasterSensor |
| Automatic SuperCool/SuperFrost/Sabbath mode | -/●/● | -/●/● | -/●/● |
| No. of temperature zones | 1 | 1 | 1 |
| Freezer / Freezer compartment | | | |
| Number of shelves/Number of drawers | 3/2 | 3/2 | 3/2 |
| Door baskets – small/large | 1/3 | 1/3 | 1/3 |
| Appliance networking | | | |
| WiFiConn@ct | ● | ● | ● |
| Safety | | | |
| Acoustic door alarm/Acoustic temperature alarm | ●/● | ●/● | ●/● |
| Optical door alarm/Optical temperature alarm | ●/- | ●/- | ●/- |
| Technical data | | | |
| Energy Star | ● | ● | ● |
| Appliance dimensions in inches (W x H x D) | 17 3/4" x 83 3/4" – 85 3/16" x 24" | 17 3/4" x 83 3/4" – 85 3/16" x 24" | 23 3/4" x 83 3/4" – 85 3/16" x 24" |
| Electrical Requirements | 120 V, 60 Hz, 15 Amps | 120 V, 60 Hz, 15 Amps | 120 V, 60 Hz, 15 Amps |
| Plug type | NEMA 5 – 15 plug | NEMA 5 – 15 plug | NEMA 5 – 15 plug |
| Water connection | ● | ● | ● |
| UMRP & MAP/Retail pricing | \$6,999/\$7,499 | \$7,599/\$8,099 | \$7,899/\$8,399 |
| Material number | 10745080 | 10745470 | 10745610 |

MasterCool Freezers

Product Overview



| Model number | F 2671 Vi | F 2671 SF |
|--|------------------------------------|------------------------------------|
| Overview | | |
| Width | 24" | 24" |
| Refrigerator/Bottom-mount | -/- | -/- |
| Freezer/Wine conditioning unit | ●/- | ●/- |
| Construction type | | |
| Custom panel ready/Pre-finished | ●/- | -/● |
| Door hinge side/Can be installed side-by-side | Left/● | Left/● |
| Design | | |
| Front color | - | Clean Touch Steel™ |
| Lighting | BrilliantLight | BrilliantLight |
| Control panel | | |
| IceMaker with plumbed water connection / Ice/Water Dispenser | -/● | -/● |
| DuplexCool Pro/DynaCool/NoFrost | -/-/● | -/-/● |
| SelfClose/SlidingShelf/Active AirClean filter | -/-/- | -/-/- |
| Push2Open/Pull2Open | ●/● | ●/● |
| FullAccess/EasyClean/MaxLoad hinge | ●/●/● | ●/●/● |
| Control | | |
| Electronic temperature display and control | MasterSensor | MasterSensor |
| Automatic SuperCool/SuperFrost/Sabbath mode | -/●/● | -/●/● |
| No. of temperature zones | 1 | 1 |
| Freezer / Freezer compartment | | |
| Number of shelves/Number of drawers | 3/2 | 3/2 |
| Door baskets – small/large | 1/3 | 1/3 |
| Appliance networking | | |
| WiFiConn@ct | ● | ● |
| Safety | | |
| Acoustic door alarm/Acoustic temperature alarm | ●/● | ●/● |
| Optical door alarm/Optical temperature alarm | ●/- | ●/- |
| Technical data | | |
| Energy Star | ● | ● |
| Appliance dimensions in inches (W x H x D) | 24 3/4" x 83 3/4" – 85 3/16" x 24" | 24 3/4" x 83 3/4" – 85 3/16" x 24" |
| Electrical Requirements | 120 V, 60 Hz, 15 Amps | 120 V, 60 Hz, 15 Amps |
| Plug type | NEMA 5 – 15 plug | NEMA 5 – 15 plug |
| Water connection | ● | ● |
| UMRP & MAP/Retail pricing | \$7,899/\$8,399 | \$8,499/\$8,999 |
| Material number | 10745680 | 10745720 |





Which product features are particularly important to you?

The product highlights* of Miele wine conditioning units

SommelierSet

Declare your wine storage unit an area of enjoyment for wine connoisseurs: with the unique SommelierSet. Now new on the market and only available from Miele. Prepare noble wines professionally for decanting. Enjoy champagne and white wine from chilled glasses. Drink perfectly conditioned wine even from opened bottles. And have all equipment you need for this always ready at hand.



Temperature zones

Individual controls: up to three different types of wine requiring different temperatures can be stored at the same time.

Push2Open

Allow for a handleless design. Simply apply slight pressure to the door and it will open gently to an ajar position.

FlexiFrame

Easy to reposition: individual wooden slats can be easily moved to make room for large wine bottles.

"Selector" bottle presenter

Presentation in style: the bottles appear slightly raised in the dimmed light in your wine unit.

NoteBoard

For individual labelling: every bottle rack features a removable, magnetic strip for labelling bottles.

* Depends on model

MasterCool Wine Storage Systems

Product Overview



| Model number | KWT 2601 Vi | KWT 2601 SF | KWT 2611 Vi |
|---|------------------------------------|------------------------------------|------------------------------------|
| Overview | | | |
| Width | 24" | 24" | 24" |
| Refrigerator/Bottom-mount | -/- | -/- | -/- |
| Freezer/Wine conditioning unit | -/● | -/● | -/● |
| Construction type | | | |
| Custom panel ready/Pre-finished | ●/- | -/● | ●/- |
| Door hinge side/Can be installed side-by-side | Right/● | Right/● | Left/● |
| Design | | | |
| Front color | - | Clean Touch Steel™ | - |
| Lighting | BrilliantLight | BrilliantLight | BrilliantLight |
| UV tinted glass | ● | ● | ● |
| Control panel | | | |
| DuplexCool Pro/DynaCool/NoFrost | -/●/- | -/●/- | -/●/- |
| SelfClose/SlidingShelf/Active AirClean filter | -/-/- | -/-/- | -/-/- |
| Push2Open/Pull2Open | ●/● | ●/● | ●/● |
| FullAccess/EasyClean/MaxLoad hinge | -/-/● | -/-/● | -/-/● |
| Control | | | |
| Electronic temperature display and control | MasterSensor | MasterSensor | MasterSensor |
| Sabbath mode | ● | ● | ● |
| No. of temperature zones | 3 | 3 | 3 |
| Fridge / Fridge compartment | | | |
| Number of FlexiFrame wooden racks/Material for wooden racks | 13/Beechwood | 13/Beechwood | 13/Beechwood |
| SommelierSet/NoteBoard | -/● | -/● | -/● |
| Available space for the number of 0.75 l bottles | 104 | 104 | 104 |
| Appliance networking | | | |
| WiFiConn@ct | ● | ● | ● |
| Safety | | | |
| Acoustic door alarm/Acoustic temperature alarm | ●/● | ●/● | ●/● |
| Optical door alarm/Optical temperature alarm | ●/- | ●/- | ●/- |
| Technical data | | | |
| Energy Star | - | - | - |
| Appliance dimensions in inches (W x H x D) | 23 3/4" x 83 3/4" - 85 3/16" x 24" | 23 3/4" x 83 3/4" - 85 3/16" x 24" | 23 3/4" x 83 3/4" - 85 3/16" x 24" |
| Electrical Requirements | 120 V, 60 Hz, 15 Amps | 120 V, 60 Hz, 15 Amps | 120 V, 60 Hz, 15 Amps |
| Plug type | NEMA 5 - 15 plug | NEMA 5 - 15 plug | NEMA 5 - 15 plug |
| Water connection | - | - | - |
| UMRP & MAP/Retail pricing | \$8,699/\$9,199 | \$9,199/\$9,699 | \$8,699/\$9,199 |
| Material number | 10745990 | 10746020 | 10746000 |

MasterCool Wine Storage Systems

Product Overview



| Model number | KWT 2611 SF | KWT 2661 ViS | KWT 2661 SFS |
|---|-----------------------------|-----------------------------|-----------------------------|
| Overview | | | |
| Width | 24" | 24" | 24" |
| Refrigerator/Bottom-mount | -/- | -/- | -/- |
| Freezer/Wine conditioning unit | -/● | -/● | -/● |
| Construction type | | | |
| Custom panel ready/Pre-finished | -/● | ●/- | -/● |
| Door hinge side/Can be installed side-by-side | Left/● | Right/● | Right/● |
| Design | | | |
| Front color | Clean Touch Steel™ | – | Clean Touch Steel™ |
| Lighting | BrilliantLight | BrilliantLight | BrilliantLight |
| UV tinted glass | ● | ● | ● |
| Control panel | | | |
| DuplexCool Pro/DynaCool/NoFrost | -/●/- | -/●/- | -/●/- |
| SelfClose/SlidingShelf/Active AirClean filter | -/-/- | -/-/- | -/-/- |
| Push2Open/Pull2Open | ●/● | ●/● | ●/● |
| FullAccess/EasyClean/MaxLoad hinge | -/-/● | -/-/● | -/-/● |
| Control | | | |
| Electronic temperature display and control | MasterSensor | MasterSensor | MasterSensor |
| Sabbath mode | ● | ● | ● |
| No. of temperature zones | 3 | 3 | 3 |
| Fridge / Fridge compartment | | | |
| Number of FlexiFrame wooden racks/Material for wooden racks | 13/Beechwood | 9/Beechwood | 9/Beechwood |
| SommelierSet/NoteBoard | -/● | ●/● | ●/● |
| Available space for the number of 0.75 l bottles | 104 | 77 | 77 |
| Appliance networking | | | |
| WiFiConn@ct | ● | ● | ● |
| Safety | | | |
| Acoustic door alarm/Acoustic temperature alarm | ●/● | ●/● | ●/● |
| Optical door alarm/Optical temperature alarm | ●/- | ●/- | ●/- |
| Technical data | | | |
| Energy Star | – | – | – |
| Appliance dimensions in inches (W x H x D) | 23 ¾" x 83 ¾" – 85 ⅜" x 24" | 23 ¾" x 83 ¾" – 85 ⅜" x 24" | 23 ¾" x 83 ¾" – 85 ⅜" x 24" |
| Electrical Requirements | 120 V, 60 Hz, 15 Amps | 120 V, 60 Hz, 15 Amps | 120 V, 60 Hz, 15 Amps |
| Plug type | NEMA 5 – 15 plug | NEMA 5 – 15 plug | NEMA 5 – 15 plug |
| Water connection | – | – | – |
| UMRP & MAP/Retail pricing | \$9,199/\$9,699 | \$9,099/\$9,599 | \$9,599/\$10,099 |
| Material number | 10746050 | 10746060 | 10746120 |

MasterCool Wine Storage Systems

Product Overview



| | |
|---|------------------------------------|
| Model number | KWT 2671 ViS |
| Overview | |
| Width | 24" |
| Refrigerator/Bottom-mount | -/- |
| Freezer/Wine conditioning unit | -/● |
| Construction type | |
| Custom panel ready/Pre-finished | ●/- |
| Door hinge side/Can be installed side-by-side | Left/● |
| Design | |
| Front color | - |
| Lighting | BrilliantLight |
| UV tinted glass | ● |
| Control panel | |
| DuplexCool Pro/DynaCool/NoFrost | -/●/- |
| SelfClose/SlidingShelf/Active AirClean filter | -/-/- |
| Push2Open/Pull2Open | ●/● |
| FullAccess/EasyClean/MaxLoad hinge | -/-/● |
| Control | |
| Electronic temperature display and control | MasterSensor |
| Sabbath mode | ● |
| No. of temperature zones | 3 |
| Fridge / Fridge compartment | |
| Number of FlexiFrame wooden racks/Material for wooden racks | 9/Beechwood |
| SommelierSet/NoteBoard | ●/● |
| Available space for the number of 0.75 l bottles | 77 |
| Appliance networking | |
| WiFiConn@ct | ● |
| Safety | |
| Acoustic door alarm/Acoustic temperature alarm | ●/● |
| Optical door alarm/Optical temperature alarm | ●/- |
| Technical data | |
| Energy Star | - |
| Appliance dimensions in inches (W x H x D) | 23 3/4" x 83 3/4" - 85 3/16" x 24" |
| Electrical Requirements | 120 V, 60 Hz, 15 Amps |
| Plug type | NEMA 5 - 15 plug |
| Water connection | - |
| UMRP & MAP/Retail pricing | \$9,099/\$9,599 |
| Material number | 10746080 |



Wine Storage Systems

Product Overview



| | |
|--|---------------------------------|
| Model number | |
| Wine storage system | KWT 6722 iS |
| Design Overview | |
| Width | 24" |
| Integrated/Built-under | ●/– |
| Door hinge | Right, convertible |
| Custom panel and handle ready (VI Model) | ● |
| Clean Touch Steel™ panels (SF Model) | – |
| Black door frame | – |
| Features | |
| Type of lighting | LED |
| Number of temperature zones | 2 |
| Number of racks | 8 |
| Number of FlexiFrame racks | 8 |
| Push2open door | – |
| SoftClose door | ● |
| TouchControl display | ● |
| UV tinted glass | ● |
| Acoustic door alarm/Acoustic temperature alarm | ●/● |
| Optical door alarm/Optical temperature alarm | ●/● |
| Active AirClean Filter | – |
| Maximum bottle capacity | 80 |
| Sabbath mode | ● |
| SommelierSet | ● |
| Technical data | |
| Energy Star | – |
| Unit dimensions in inches (W x H x D) | 21 15/16" x 69 11/16" x 21 3/4" |
| Electrical requirements | 110/120 V, 60 Hz, 15 Amps |
| Power cord | NEMA 5 – 15 plug |
| Water connection requirement | – |
| UMRP & MAP/Retail Pricing | \$4,499/\$4,599 |
| Material number | 11329860 |

Wine Storage Systems

Product Overview



| Model number | | | |
|--|--|--|--|
| Wine storage system | KWT 6312 UGS | KWT 6322 UG | KWT 6322 UG |
| Design Overview | | | |
| Width | 24" | 24" | 24" |
| Integrated/Built-under | -/● | -/● | -/● |
| Door hinge | Right, convertible | Right, convertible | Right, convertible |
| Custom panel and handle ready (VI Model) | - | - | - |
| Clean Touch Steel™ panels (SF Model) | - | - | ● |
| Black door frame/UV tinted glass | ● | ● | - |
| Features | | | |
| Type of lighting | LED | LED | LED |
| Number of temperature zones | 1 | 2 | 2 |
| Number of racks | 4 | 4 | 4 |
| Number of FlexiFrame racks | 3 | 3 | 3 |
| Push2open door | ● | ● | ● |
| SoftClose door | ● | ● | ● |
| TouchControl display | ● | ● | ● |
| UV tinted glass | ● | ● | ● |
| Acoustic door alarm/Acoustic temperature alarm | ●/● | ●/● | ●/● |
| Optical door alarm/Optical temperature alarm | -/- | -/- | -/- |
| Active AirClean Filter | ● | ● | ● |
| Maximum bottle capacity | 46 | 34 | 34 |
| Sabbath mode | - | - | - |
| SommelierSet | ● | - | - |
| Technical data | | | |
| Energy Star | - | - | - |
| Unit dimensions in inches (W x H x D) | 23 7/16" x 32 1/4" - 34 1/4" x 22 1/2" | 23 7/16" x 32 1/4" - 34 1/4" x 22 1/2" | 23 7/16" x 32 1/4" - 34 1/4" x 22 1/2" |
| Electrical requirements | 110/120 V, 60 Hz, 15 Amps | 110/120 V, 60 Hz, 15 Amps | 110/120 V, 60 Hz, 15 Amps |
| Power cord | NEMA 5 - 15 plug | NEMA 5 - 15 plug | NEMA 5 - 15 plug |
| Water connection requirement | - | - | - |
| UMRP & MAP/Retail Pricing | \$3,399/\$3,499 | \$3,399/\$3,499 | \$3,599/\$3,699 |
| Material number | 10028650 | 10028620 | 11545800 |

MasterCool Accessories

Product Overview



KFP 3015 Top Panel, 30" Bottom Mount (KF) Clean Touch Steel™

Material number: 11499120
UMRP/MAP Price: \$749
Retail Pricing: \$749

For the refrigerator section of 30" Bottom Mounts (KF)
No fingerprints thanks to Clean Touch Steel



KFP 3025 Bottom Panel, 30" Bottom Mount (KF) Clean Touch Steel™

Material number: 11499130
UMRP/MAP Price: \$449
Retail Pricing: \$449

For the freezer section of 30" Bottom Mounts (KF)
No fingerprints thanks to Clean Touch Steel



KFP 3615 Top Panel, 36" Bottom Mount (KF) Clean Touch Steel™

Material number: 11499140
UMRP/MAP Price: \$749
Retail Pricing: \$749

For the refrigerator section of 36" Bottom Mounts (KF)
No fingerprints thanks to Clean Touch Steel



KFP 3625 Bottom Panel, 36" Bottom Mount (KF) Clean Touch Steel™

Material number: 11499150
UMRP/MAP Price: \$449
Retail Pricing: \$449

For the freezer section of 36" Bottom Mounts (KF)
No fingerprints thanks to Clean Touch Steel



KFP 3635 Top Panel, 36" French Door (KF) Clean Touch Steel™

Material number: 11499420
UMRP/MAP Price: \$449
Retail Pricing: \$449

For the left and right refrigerator sections of 36" French Door Bottom Mounts (KF)
Two panels needed
No fingerprints thanks to Clean Touch Steel



KFP 1805 Front Panel, 18" Freezer Clean Touch Steel™

Material number: 11499020
UMRP/MAP Price: \$749
Retail Pricing: \$749

For 18" Freezer columns (F)
No fingerprints thanks to Clean Touch Steel



KFP 1845 Front Panel, 18" Freezer w/Dispenser Clean Touch Steel™

Material number: 11499570
UMRP/MAP Price: \$749
Retail Pricing: \$749

For 18" wide freezers with an ice dispenser
For 18" Freezer columns (F) with ice/water dispenser
No fingerprints thanks to Clean Touch Steel



KFP 2405 Front Panel, 24" Fridge Clean Touch Steel™

Material number: 11499070
UMRP/MAP Price: \$799
Retail Pricing: \$799

For 24" Refrigerator columns (K)
No fingerprints thanks to Clean Touch Steel



KFP 2445 Front Panel, 24" Freezer w/Dispenser Clean Touch Steel™

Material number: 11499620
UMRP/MAP Price: \$799
Retail Pricing: \$799

For 24" Freezer columns (F) with ice/water dispenser
No fingerprints thanks to Clean Touch Steel

MasterCool Accessories

Product Overview



KFP 3005 Front Panel, 30" K/F Models Clean Touch Steel™

Material number: 11499080
UMRP/MAP Price: \$849
Retail Pricing: \$849

For 30" Refrigerator and Freezer columns (K and F)
No fingerprints thanks to Clean Touch Steel



KFP 3605 Front Panel, 36" K/F Models Clean Touch Steel™

Material number: 11499100
UMRP/MAP Price: \$899
Retail Pricing: \$899

For 36" Refrigerator and Freezer columns (K and F)
No fingerprints thanks to Clean Touch Steel



KFP 2455 Front Panel, 24" Wine Storage Clean Touch Steel™

Material number: 11499630
UMRP/MAP Price: \$999
Retail Pricing: \$999

For 24" Wine columns (KWT)
No fingerprints thanks to Clean Touch Steel



KSK 2002 Side-by-Side kit

Material number: 10984130
UMRP/MAP Price: \$599
Retail Pricing: \$599



KWF 1000 Water Filter

Material number: 07134220
UMRP/MAP Price: \$73
Retail Pricing: \$73

Filters particles and taste/odor-producing
substances
For MasterCool appliances with IceMaker



Water filter (active charcoal filter) KB 1000

Material number: 07134240
UMRP/MAP Price: \$62
Retail Pricing: \$62

Filters suspended particles from tap water
For all MasterCool appliances with IceMaker

MasterCool Accessories

Product Overview

KTF 1042 42" Merging Top Frame, Stainless Steel

Material number: 10984920
UMRP/MAP Price: \$249
Retail Pricing: \$249

KTF 1048 48" Merging Top Frame, Stainless Steel

Material number: 07337440
UMRP/MAP Price: \$249
Retail Pricing: \$249

KTF 1054 54" Merging Top Frame, Stainless Steel

Material number: 07337430
UMRP/MAP Price: \$249
Retail Pricing: \$249

KTF 1060 60" Merging Top Frame, Stainless Steel

Material number: 07337420
UMRP/MAP Price: \$249
Retail Pricing: \$249

KTF 1066 66" Merging Top Frame, Stainless Steel

Material number: 07337400
UMRP/MAP Price: \$249
Retail Pricing: \$249

KTF 1072 72" Merging top Frame, Stainless Steel

Material number: 07337410
UMRP/MAP Price: \$249
Retail Pricing: \$249



18" SS Toekick

Material number: 10984060
UMRP/MAP Price: \$129
Retail Pricing: \$129



24" SS Toekick

Material number: 10984070
UMRP/MAP Price: \$129
Retail Pricing: \$129



30" SS Toekick

Material number: 10984090
UMRP/MAP Price: \$129
Retail Pricing: \$129



36" SS Toekick

Material number: 10984110
UMRP/MAP Price: \$129
Retail Pricing: \$129

PerfectCool Accessories

Product Overview

Stainless Steel Top Panels for KFNF 9955


Material number: 10793570
UMRP/MAP Price: \$399
Retail Pricing: \$399

Stainless Steel Bottom Panels for KFNF 9955

Material number: 10793580
UMRP/MAP Price: \$399
Retail Pricing: \$399

Clean Touch Steel Bottom Panels for KFN 9855

Material number: 09699700
UMRP/MAP Price: \$399
Retail Pricing: \$399



Clean Touch Steel Top Panel for KFN 9855

Material number: 09699670
UMRP/MAP Price: \$399
Retail Pricing: \$399

Clean Touch Steel Panel for KWT 6722

Material number: 11329620
UMRP/MAP Price: \$749
Retail Pricing: \$749

KSK 6300 Side-by-Side Kit

Material number: 09799630
UMRP/MAP Price: \$149
Retail Pricing: \$149



Highlights of Miele Dishwashers

Product Features

AutoDos and AutoStart

With the AutoDos cleaning system, Miele has developed a true innovation. The integrated PowerDisk® automatically dispenses the correct amount of detergent in accordance with the selected program and degree of soiling. And thanks to AutoStart, you have the additional option of programming your dishwasher to automatically start at one or several pre-determined times.



Knock2open

Unique – this appliance can be perfectly integrated into handleless kitchens – the door opens automatically by tapping twice.



3D Cutlery Tray

The slide-out cutlery tray has long set Miele apart from other dishwashers offering greatly improved space utilization compared with a standard basket. Miele's 3D cutlery tray - innovation from the inventor of the category - provides a new level of convenience that adapts instantly to accommodate larger utensils, as well as taller stemware in the upper basket.



BrilliantLight

4 powerful LED lights illuminate the dishwasher from the inside out.



AutoOpen Drying

The dishwasher door automatically opens at the end of the cycle, allowing air to escape and circulate. This can aid in perfectly drying even the most challenging surfaces like plastics.



FlexiTimer

Delay start technology with two options, either a defined start time or a defined finish time.

Classic Dishwashers

Product Overview



| | |
|--|--|
| Model number | G 4228 SCU CLST |
| Series | Classic |
| Design Overview | |
| Width | 24" |
| Pre-finished (Black or White) | – |
| Pre-finished (Clean Touch Steel™ Panel) | ● |
| Integrated - (Clean Touch Steel™ Fascia Only) | – |
| Fully integrated - (Custom Panel and Handle Ready) | – |
| Fully integrated - (Clean Touch Steel™ Panel) | – |
| Features | |
| Handle type | No handle |
| Door design | ComfortClose |
| Automatic load sensor | ● |
| Water softener | – |
| BrilliantLight | – |
| Knock2open | – |
| Miele@Mobile | – |
| Quality of results | |
| AutoOpen™ drying/SensorDry | –/– |
| Perfect GlassCare | – |
| Programs | |
| Normal/Express/QuickIntenseWash | ●/–/– |
| Pots & Pans | ● |
| SaniWash | ● |
| Rinse & Hold | ● |
| China & Crystal | – |
| Economy/Extra Quiet | ●/– |
| Grates & Filters | – |
| Clean Machine | – |
| Energy Saver | – |
| Tall Items | – |
| Glass - No Rinse Aid (Warm) | – |
| SensorWash | – |
| Options | |
| Short | ● |
| Delay Start | ● |
| FlexiTimer | – |
| Extra Economical | – |
| Intensive | – |
| Extra Dry | – |
| Soak | – |
| Pre-Rinse | – |
| Basket design | |
| Cutlery loading | Cutlery tray |
| Basket design | Comfort |
| No. of standard place settings | 16 |
| Safety | |
| Double Waterproof system | ● |
| ADA compliant | – |
| Technical data | |
| Unit dimensions in inches (W x H x D) | 23 9/16" x 33 11/16" – 36 1/4" x 22 7/16" |
| Electrical requirements | 110/120 V, 60 Hz, 15 Amps |
| Power Cord (convertible to hard wire) | NEMA 5 – 15 plug |
| Water connection requirement | Water pressure 4.5 – 145 psi; shut off valve with 3/8" NPT |
| Decibal rating | 46 dBa |
| UMRP&MAP/Retail Pricing | |
| Black | – |
| White | – |
| Clean Touch Steel™ | \$999/\$1,099 |
| Custom panel ready | – |
| Material number | |
| Black | – |
| White | – |
| Clean Touch Steel™ | 10426250 |
| Custom panel ready | – |

Classic Plus Dishwashers

Product Overview



| Model number | G 4977 SCVi SF | G 4948 SCU | G 4993 SCVi |
|--|--|--|--|
| Series | Classic Plus | Classic Plus 3D | Classic Plus 3D |
| Design Overview | | | |
| Width | 24" | 24" | 24" |
| Pre-finished (Black or White) | - | ● | - |
| Pre-finished (Clean Touch Steel™ Panel) | - | ● | - |
| Integrated - (Clean Touch Steel™ Fascia Only) | - | - | - |
| Fully integrated - (Custom Panel and Handle Ready) | - | - | ● |
| Fully integrated - (Clean Touch Steel™ Panel) | ● | - | - |
| Features | | | |
| Handle type | PureLine | No handle | PureLine |
| Door design | ComfortClose | ComfortClose | ComfortClose |
| Automatic load sensor | ● | ● | ● |
| Water softener | - | - | - |
| BrilliantLight | - | - | - |
| Knock2open | - | - | - |
| Miele@Mobile | - | - | - |
| Quality of results | | | |
| AutoOpen™ drying/SensorDry | -/- | -/- | -/- |
| Perfect GlassCare | - | - | - |
| Programs | | | |
| Normal/Express/QuickIntenseWash | ●/●/- | ●/●/- | ●/●/- |
| Pots & Pans | ● | ● | ● |
| SaniWash | ● | ● | ● |
| Rinse & Hold | ● | ● | ● |
| China & Crystal | - | - | - |
| Economy/Extra Quiet | -/- | -/- | -/- |
| Grates & Filters | - | - | - |
| Clean Machine | - | - | - |
| Energy Saver | - | - | - |
| Tall Items | - | - | - |
| Glass - No Rinse Aid (Warm) | - | - | - |
| SensorWash | - | - | - |
| Options | | | |
| Short | ● | ● | ● |
| Delay Start | ● | ● | ● |
| FlexiTimer | - | - | - |
| Extra Economical | - | - | - |
| Intensive | - | - | - |
| Extra Dry | - | - | - |
| Soak | - | - | - |
| Pre-Rinse | - | - | - |
| Basket design | | | |
| Cutlery loading | Cutlery tray | 3D Cutlery tray | 3D Cutlery tray |
| Basket design | Comfort | Comfort | Comfort |
| No. of standard place settings | 16 | 16 | 16 |
| Safety | | | |
| Double Waterproof system | ● | ● | ● |
| ADA compliant | - | - | ● |
| Technical data | | | |
| Unit dimensions in inches (W x H x D) | 23 9/16" x 33 11/16" - 36 1/4" x 22 7/16" | 23 9/16" x 33 11/16" - 36 1/4" x 22 7/16" | 23 9/16" x 32 1/16" - 34 1/4" x 22 7/16" |
| Electrical requirements | 110/120 V, 60 Hz, 15 Amps | 110/120 V, 60 Hz, 15 Amps | 110/120 V, 60 Hz, 15 Amps |
| Power Cord (convertible to hard wire) | NEMA 5 - 15 plug | NEMA 5 - 15 plug | NEMA 5 - 15 plug |
| Water connection requirement | Water pressure 4.5 - 145 psi; shut off valve with 3/4" NPT | Water pressure 4.5 - 145 psi; shut off valve with 3/8" NPT | Water pressure 4.5 - 145 psi; shut off valve with 3/8" NPT |
| Decibal rating | 46 dBa | 46 dBa | 46 dBa |
| UMRP&MAP/Retail Pricing | | | |
| Black | - | \$1,299/\$1,399 | - |
| White | - | \$1,299/\$1,399 | - |
| Clean Touch Steel™ | \$1,199/\$1,299 | \$1,399/\$1,499 | - |
| Custom panel ready | - | - | \$1,299/\$1,399 |
| Material number | | | |
| Black | - | 10562880 | - |
| White | - | 10562870 | - |
| Clean Touch Steel™ | 10778830 | 10562890 | - |
| Custom panel ready | - | - | 10562900 |

Classic Plus Dishwashers

Product Overview



| Model number | G 4998 Vi | G 4998 SCVi | G 4998 SCVi SF |
|--|--|--|--|
| Series | Classic Plus 3D | Classic Plus 3D | Classic Plus 3D |
| Design Overview | | | |
| Width | 24" | 24" | 24" |
| Pre-finished (Black or White) | - | - | - |
| Pre-finished (Clean Touch Steel™ Panel) | - | - | - |
| Integrated - (Clean Touch Steel™ Fascia Only) | - | - | - |
| Fully integrated - (Custom Panel and Handle Ready) | ● | ● | - |
| Fully integrated - (Clean Touch Steel™ Panel) | - | - | ● |
| Features | | | |
| Handle type | ContourLine | ContourLine | ContourLine |
| Door design | ComfortClose | ComfortClose | ComfortClose |
| Automatic load sensor | ● | ● | ● |
| Water softener | - | - | - |
| BrilliantLight | - | - | - |
| Knock2open | - | - | - |
| Miele@Mobile | - | - | - |
| Quality of results | | | |
| AutoOpen™ drying/SensorDry | -/- | -/- | -/- |
| Perfect GlassCare | - | - | - |
| Programs | | | |
| Normal/Express/QuickIntenseWash | ●/●/- | ●/●/- | ●/●/- |
| Pots & Pans | ● | ● | ● |
| SaniWash | ● | ● | ● |
| Rinse & Hold | ● | ● | ● |
| China & Crystal | - | - | - |
| Economy/Extra Quiet | -/- | -/- | -/- |
| Grates & Filters | - | - | - |
| Clean Machine | - | - | - |
| Energy Saver | - | - | - |
| Tall Items | - | - | - |
| Glass - No Rinse Aid (Warm) | - | - | - |
| SensorWash | - | - | - |
| Options | | | |
| Short | ● | ● | ● |
| Delay Start | ● | ● | ● |
| FlexiTimer | - | - | - |
| Extra Economical | - | - | - |
| Intensive | - | - | - |
| Extra Dry | - | - | - |
| Soak | - | - | - |
| Pre-Rinse | - | - | - |
| Basket design | | | |
| Cutlery loading | Cutlery basket | 3D Cutlery tray | 3D Cutlery tray |
| Basket design | Comfort | Comfort | Comfort |
| No. of standard place settings | 13 | 16 | 16 |
| Safety | | | |
| Double Waterproof system | ● | ● | ● |
| ADA compliant | - | - | - |
| Technical data | | | |
| Unit dimensions in inches (W x H x D) | 23 9/16" x 33 11/16" - 36 1/4" x 22 7/16" | 23 9/16" x 33 11/16" - 36 1/4" x 22 7/16" | 23 9/16" x 33 11/16" - 36 1/4" x 22 7/16" |
| Electrical requirements | 110/120 V, 60 Hz, 15 Amps | 110/120 V, 60 Hz, 15 Amps | 110/120 V, 60 Hz, 15 Amps |
| Power Cord (convertible to hard wire) | NEMA 5 - 15 plug | NEMA 5 - 15 plug | NEMA 5 - 15 plug |
| Water connection requirement | Water pressure 4.5 - 145 psi; shut off valve with 3/8" NPT | Water pressure 4.5 - 145 psi; shut off valve with 3/8" NPT | Water pressure 4.5 - 145 psi; shut off valve with 3/8" NPT |
| Decibal rating | 46 dBa | 46 dBa | 46 dBa |
| UMRP&MAP/Retail Pricing | | | |
| Clean Touch Steel™ | - | - | \$1,399/\$1,499 |
| Custom panel ready | \$1,199/\$1,299 | \$1,299/\$1,399 | - |
| Material number | | | |
| Clean Touch Steel™ | - | - | 10611360 |
| Custom panel ready | 10562910 | 10562950 | - |

Slimline Dishwashers

Product Overview



| Model number | G 4720 SCI CLST | G 4780 SCVi |
|--|--|--|
| Series | Dimension Slimline | Dimension Slimline |
| Design Overview | | |
| Width | 18" | 18" |
| Pre-finished (Black or White) | – | – |
| Pre-finished (Clean Touch Steel™ Panel) | – | – |
| Integrated - (Clean Touch Steel™ Fascia Only) | ● | – |
| Fully integrated - (Custom Panel and Handle Ready) | – | ● |
| Fully integrated - (Clean Touch Steel™ Panel) | – | – |
| Features | | |
| Handle type | No handle | PureLine |
| Door design | ComfortClose | ComfortClose |
| Automatic load sensor | ● | ● |
| Water softener | ● | ● |
| BrilliantLight | – | – |
| Knock2open | – | – |
| Miele@Mobile | – | – |
| Quality of results | | |
| AutoOpen™ drying/SensorDry | –/● | –/● |
| Perfect GlassCare | ● | ● |
| Programs | | |
| Normal/Express/QuickIntenseWash | ●/–/● | ●/–/● |
| Pots & Pans | ● | ● |
| SaniWash | ● | ● |
| Rinse & Hold | ● | ● |
| China & Crystal | ● | ● |
| Economy/Extra Quiet | –/– | –/– |
| Grates & Filters | – | – |
| Clean Machine | – | – |
| Energy Saver | – | – |
| Tall Items | – | – |
| Glass - No Rinse Aid (Warm) | – | – |
| SensorWash | – | – |
| Options | | |
| Short | ● | ● |
| Delay Start | ● | ● |
| FlexiTimer | – | – |
| Extra Economical | – | – |
| Intensive | – | – |
| Extra Dry | – | – |
| Soak | – | – |
| Pre-Rinse | – | – |
| Basket design | | |
| Cutlery loading | Cutlery tray | Cutlery tray |
| Basket design | Comfort Slimline | Comfort Slimline |
| No. of standard place settings | 10 | 10 |
| Safety | | |
| Double Waterproof system | ● | ● |
| ADA compliant | ● | ● |
| Technical data | | |
| Unit dimensions in inches (W x H x D) | 17 5/8" x 32 1/16" – 34 2/3" x 22 7/16" | 17 5/8" x 32 1/16" – 34 2/3" x 22 7/16" |
| Electrical requirements | 110/120 V, 60 Hz, 15 Amps | 110/120 V, 60 Hz, 15 Amps |
| Power Cord (convertible to hard wire) | NEMA 5 – 15 plug | NEMA 5 – 15 plug |
| Water connection requirement | Water pressure 4.5 – 145 psi; shut off valve with 3/4" NPT | Water pressure 4.5 – 145 psi; shut off valve with 3/4" NPT |
| Decibal rating | 46 dBa | 46 dBa |
| UMRP&MAP/Retail Pricing | | |
| Clean Touch Steel™ | – | – |
| Custom panel ready | \$1,499/\$1,599 | \$1,499/\$1,599 |
| Material number | | |
| Clean Touch Steel™ | – | – |
| Custom panel ready | 10410030 | 10410050 |

G 7000 Dishwashers

Product Overview



| Model number | G 7106 SCU | G 7156 SCVi | G 7156 SCVi SF |
|--|--|--|--|
| Series | 71 Series | 71 Series | 71 Series |
| Design Overview | | | |
| Width | 24" | 24" | 24" |
| Pre-finished (Clean Touch Steel™ Panel) | ● | - | - |
| Integrated (Front Controls and Panel Ready) | - | - | - |
| Fully Integrated (Custom Panel and Handle Ready) | - | ● | - |
| Fully integrated (Clean Touch Steel™ Panel) | - | - | ● |
| Control Type | | | |
| DirectSelect | ● | ● | ● |
| DirectSensor | - | - | - |
| M Touch | - | - | - |
| Features | | | |
| Handle type | No handle | ContourLine | ContourLine |
| Door design | ComfortClose | ComfortClose | ComfortClose |
| Automatic load sensor | ● | ● | ● |
| Water softener | ● | ● | ● |
| AutoDos | - | - | - |
| BrilliantLight | - | - | - |
| Knock2open | - | - | - |
| Miele@Mobile/AutoStart | -/- | -/- | -/- |
| Quality of results | | | |
| AutoOpen™ drying/SensorDry | ●/● | ●/● | ●/● |
| Brilliant GlassCare | ● | ● | ● |
| Programs | | | |
| Normal/QuickIntenseWash | ●/● | ●/● | ●/● |
| Pots & Pans | ● | ● | ● |
| SaniWash | ● | ● | ● |
| Rinse & Hold | ● | ● | ● |
| China & Crystal | ● | ● | ● |
| Economy/Extra Quiet | -/- | -/- | -/- |
| Grates & Filters | - | - | - |
| Clean Machine | - | - | - |
| Energy Saver | - | - | - |
| Tall Items | - | - | - |
| Glass - No Rinse Aid (Warm) | - | - | - |
| SensorWash | - | - | - |
| Options | | | |
| Express | ● | ● | ● |
| Delay Start | ● | ● | ● |
| FlexiTimer | - | - | - |
| Extra Economical | - | - | - |
| Intense Zone | - | - | - |
| Extra Dry | - | - | - |
| Soak | - | - | - |
| Pre-Rinse | - | - | - |
| Basket design | | | |
| Cutlery loading | 3D MultiFlex Cutlery Tray | 3D MultiFlex Cutlery Tray | 3D MultiFlex Cutlery Tray |
| Basket design | ExtraComfort | ExtraComfort | ExtraComfort |
| No. of standard place settings | 16 | 16 | 16 |
| Safety | | | |
| Double Waterproof system | ● | ● | ● |
| ADA compliant | - | - | - |
| Technical data | | | |
| Unit dimensions in inches (W x H x D) | 23 9/16" x 33 11/16" - 36 1/4" x 22 7/16" | 23 9/16" x 33 11/16" - 36 1/4" x 22 7/16" | 23 9/16" x 33 11/16" - 36 1/4" x 22 7/16" |
| Electrical requirements | 110/120 V, 60 Hz, 15 Amps | 110/120 V, 60 Hz, 15 Amps | 110/120 V, 60 Hz, 15 Amps |
| Power Cord (convertible to hard wire) | NEMA 5 - 15 plug | NEMA 5 - 15 plug | NEMA 5 - 15 plug |
| Water connection requirement | Water pressure 4.5 - 145 psi; shut off valve with 3/8" NPT | Water pressure 4.5 - 145 psi; shut off valve with 3/8" NPT | Water pressure 4.5 - 145 psi; shut off valve with 3/8" NPT |
| Decibal rating | 45 dBa | 45 dBa | 45 dBa |
| UMRP&MAP/Retail Pricing | | | |
| Clean Touch Steel™ | \$1,499/\$1,599 | - | \$1,599/\$1,699 |
| Custom panel ready | - | \$1,499/\$1,599 | - |
| Material number | | | |
| Clean Touch Steel™ | 11387580 | - | 11387980 |
| Custom panel ready | - | 11387590 | - |

G 7000 Dishwashers

Product Overview



| Model number | G 7316 SCU | G 7366 SCVi | G 7366 SCVi SF |
|--|--|--|--|
| Series | 73 Series | 73 Series | 73 Series |
| Design Overview | | | |
| Width | 24" | 24" | 24" |
| Pre-finished (Clean Touch Steel™ Panel) | ● | – | – |
| Integrated (Front Controls and Panel Ready) | – | – | – |
| Fully Integrated (Custom Panel and Handle Ready) | – | ● | – |
| Fully integrated (Clean Touch Steel™ Panel) | – | – | ● |
| Control Type | | | |
| DirectSelect | – | – | – |
| DirectSensor | ● | ● | ● |
| M Touch | – | – | – |
| Features | | | |
| Handle type | No handle | ContourLine | ContourLine |
| Door design | ComfortClose | ComfortClose | ComfortClose |
| Automatic load sensor | ● | ● | ● |
| Water softener | ● | ● | ● |
| AutoDos | ● | ● | ● |
| BrilliantLight | – | – | – |
| Knock2open | – | – | – |
| Miele@Mobile/AutoStart | ●/● | ●/● | ●/● |
| Quality of results | | | |
| AutoOpen™ drying/SensorDry | ●/● | ●/● | ●/● |
| Brilliant GlassCare | ● | ● | ● |
| Programs | | | |
| Normal/QuickIntenseWash | ●/● | ●/● | ●/● |
| Pots & Pans | ● | ● | ● |
| SaniWash | ● | ● | ● |
| Rinse & Hold | ● | ● | ● |
| China & Crystal | ● | ● | ● |
| Economy/Extra Quiet | –/● (39 dBa) | –/● (39 dBa) | –/● (39 dBa) |
| Grates & Filters | ● | ● | ● |
| Clean Machine | ● | ● | ● |
| Energy Saver | – | – | – |
| Tall Items | – | – | – |
| Glass - No Rinse Aid (Warm) | – | – | – |
| SensorWash | – | – | – |
| Options | | | |
| Express | ● | ● | ● |
| Delay Start | – | – | – |
| FlexiTimer | ● | ● | ● |
| Extra Economical | ● | ● | ● |
| Intense Zone | – | – | – |
| Extra Dry | – | – | – |
| Soak | – | – | – |
| Pre-Rinse | – | – | – |
| Basket design | | | |
| Cutlery loading | 3D MultiFlex Cutlery Tray | 3D MultiFlex Cutlery Tray | 3D MultiFlex Cutlery Tray |
| Basket design | ExtraComfort | ExtraComfort | ExtraComfort |
| No. of standard place settings | 16 | 16 | 16 |
| Safety | | | |
| Double Waterproof system | ● | ● | ● |
| ADA compliant | – | – | – |
| Technical data | | | |
| Unit dimensions in inches (W x H x D) | 23 9/16" x 33 11/16" – 36 1/4" x 22 7/16" | 23 9/16" x 33 11/16" – 36 1/4" x 22 7/16" | 23 9/16" x 33 11/16" – 36 1/4" x 22 7/16" |
| Electrical requirements | 110/120 V, 60 Hz, 15 Amps | 110/120 V, 60 Hz, 15 Amps | 110/120 V, 60 Hz, 15 Amps |
| Power Cord (convertible to hard wire) | NEMA 5 – 15 plug | NEMA 5 – 15 plug | NEMA 5 – 15 plug |
| Water connection requirement | Water pressure 4.5 – 145 psi; shut off valve with 3/8" NPT | Water pressure 4.5 – 145 psi; shut off valve with 3/8" NPT | Water pressure 4.5 – 145 psi; shut off valve with 3/8" NPT |
| Decibal rating | 44 dBa | 44 dBa | 44 dBa |
| UMRP&MAP/Retail Pricing | | | |
| Clean Touch Steel™ | \$1,899/\$1,999 | – | \$1,999/\$2,099 |
| Custom panel ready | – | \$1,899/\$1,999 | – |
| Material number | | | |
| Clean Touch Steel™ | 11388020 | – | 11388110 |
| Custom panel ready | – | 11388030 | – |

G 7000 Dishwashers

Product Overview



| Model number | G 7516 SCi | G 7566 SCVi | G 7566 SCVi SF |
|--|--|--|--|
| Series | 75 Series | 75 Series | 75 Series |
| Design Overview | | | |
| Width | 24" | 24" | 24" |
| Pre-finished (Clean Touch Steel™ Panel) | – | – | – |
| Integrated (Front Controls and Panel Ready) | ● | – | – |
| Fully Integrated (Custom Panel and Handle Ready) | – | ● | – |
| Fully integrated (Clean Touch Steel™ Panel) | – | – | ● |
| Control Type | | | |
| DirectSelect | – | – | – |
| DirectSensor | ● | ● | ● |
| M Touch | – | – | – |
| Features | | | |
| Handle type | No handle | ContourLine | ContourLine |
| Door design | ComfortClose | ComfortClose | ComfortClose |
| Automatic load sensor | ● | ● | ● |
| Water softener | ● | ● | ● |
| AutoDos | ● | ● | ● |
| BrilliantLight | ● | ● | ● |
| Knock2open | – | – | – |
| Miele@Mobile/AutoStart | ●/● | ●/● | ●/● |
| Quality of results | | | |
| AutoOpen™ drying/SensorDry | ●/● | ●/● | ●/● |
| Brilliant GlassCare | ● | ● | ● |
| Programs | | | |
| Normal/QuickIntenseWash | ●/● | ●/● | ●/● |
| Pots & Pans | ● | ● | ● |
| SaniWash | ● | ● | ● |
| Rinse & Hold | ● | ● | ● |
| China & Crystal | ● | ● | ● |
| Economy/Extra Quiet | ●/● (38 dBa) | ●/● (38 dBa) | ●/● (38 dBa) |
| Grates & Filters | ● | ● | ● |
| Clean Machine | ● | ● | ● |
| Energy Saver | ● | ● | ● |
| Tall Items | – | – | – |
| Glass - No Rinse Aid (Warm) | – | – | – |
| SensorWash | ● | ● | ● |
| Options | | | |
| Express | ● | ● | ● |
| Delay Start | – | – | – |
| FlexiTimer | ● | ● | ● |
| Extra Economical | ● | ● | ● |
| Intense Zone | ● | ● | ● |
| Extra Dry | ● | ● | ● |
| Soak | – | – | – |
| Pre-Rinse | – | – | – |
| Basket design | | | |
| Cutlery loading | 3D MultiFlex Cutlery Tray | 3D MultiFlex Cutlery Tray | 3D MultiFlex Cutlery Tray |
| Basket design | MaxiComfort | MaxiComfort | MaxiComfort |
| No. of standard place settings | 16 | 16 | 16 |
| Safety | | | |
| Double Waterproof system | ● | ● | ● |
| ADA compliant | – | – | – |
| Technical data | | | |
| Unit dimensions in inches (W x H x D) | 23 9/16" x 33 11/16" – 36 1/4" x 22 7/16" | 23 9/16" x 33 11/16" – 36 1/4" x 22 7/16" | 23 9/16" x 33 11/16" – 36 1/4" x 22 7/16" |
| Electrical requirements | 110/120 V, 60 Hz, 15 Amps | 110/120 V, 60 Hz, 15 Amps | 110/120 V, 60 Hz, 15 Amps |
| Power Cord (convertible to hard wire) | NEMA 5 – 15 plug | NEMA 5 – 15 plug | NEMA 5 – 15 plug |
| Water connection requirement | Water pressure 4.5 – 145 psi; shut off valve with 3/8" NPT | Water pressure 4.5 – 145 psi; shut off valve with 3/8" NPT | Water pressure 4.5 – 145 psi; shut off valve with 3/8" NPT |
| Decibal rating | 42 dBa | 42 dBa | 42 dBa |
| UMRP&MAP/Retail Pricing | | | |
| Clean Touch Steel™ | – | – | \$2,299/\$2,399 |
| Custom panel ready | \$2,099/\$2,199 | \$2,199/\$2,299 | – |
| Material number | | | |
| Clean Touch Steel™ | – | – | 11388250 |
| Custom panel ready | 11388120 | 11388140 | – |

G 7000 Dishwashers

Product Overview



| Model number | G 7596 SCVi K20 | G 7591 SCVi K20 |
|--|--|--|
| Series | 75 Series | 75 Series |
| Design Overview | | |
| Width | 24" | 24" |
| Pre-finished (Clean Touch Steel™ Panel) | – | – |
| Integrated (Front Controls and Panel Ready) | – | – |
| Fully Integrated (Custom Panel and Handle Ready) | ● (no handle) | ● (no handle) |
| Fully integrated (Clean Touch Steel™ Panel) | – | – |
| Control Type | | |
| DirectSelect | – | – |
| DirectSensor | ● | ● |
| M Touch | – | – |
| Features | | |
| Handle type | No handle | No handle |
| Door design | ComfortClose | ComfortClose |
| Automatic load sensor | ● | ● |
| Water softener | ● | ● |
| AutoDos | ● | ● |
| BrilliantLight | ● | ● |
| Knock2open | ● | ● |
| Miele@Mobile/AutoStart | ●/● | ●/● |
| Quality of results | | |
| AutoOpen™ drying/SensorDry | ●/● | ●/● |
| Brilliant GlassCare | ● | ● |
| Programs | | |
| Normal/QuickIntenseWash | ●/● | ●/● |
| Pots & Pans | ● | ● |
| SaniWash | ● | ● |
| Rinse & Hold | ● | ● |
| China & Crystal | ● | ● |
| Economy/Extra Quiet | ●/● (38 dBa) | ●/● (38 dBa) |
| Grates & Filters | ● | ● |
| Clean Machine | ● | ● |
| Energy Saver | ● | ● |
| Tall Items | – | – |
| Glass - No Rinse Aid (Warm) | – | – |
| SensorWash | ● | ● |
| Options | | |
| Express | ● | ● |
| Delay Start | – | – |
| FlexTimer | ● | ● |
| Extra Economical | ● | ● |
| Intense Zone | ● | ● |
| Extra Dry | ● | ● |
| Soak | – | – |
| Pre-Rinse | – | – |
| Basket design | | |
| Cutlery loading | 3D MultiFlex Cutlery Tray | 3D MultiFlex Cutlery Tray |
| Basket design | MaxiComfort | MaxiComfort |
| No. of standard place settings | 16 | 16 |
| Safety | | |
| Double Waterproof system | ● | ● |
| ADA compliant | – | ● |
| Technical data | | |
| Unit dimensions in inches (W x H x D) | 23 9/16" x 33 11/16" – 36 1/4" x 22 7/16" | 23 9/16" x 32 1/16" – 34 1/4" x 22 7/16" |
| Electrical requirements | 110/120 V, 60 Hz, 15 Amps | 110/120 V, 60 Hz, 15 Amps |
| Power Cord (convertible to hard wire) | NEMA 5 – 15 plug | NEMA 5 – 15 plug |
| Water connection requirement | Water pressure 4.5 – 145 psi; shut off valve with 3/8" NPT | Water pressure 4.5 – 145 psi; shut off valve with 3/8" NPT |
| Decibal rating | 42 dBa | 42 dBa |
| UMRP&MAP/Retail Pricing | | |
| Clean Touch Steel™ | – | – |
| Custom panel ready | \$2,499/\$2,599 | \$2,499/\$2,599 |
| Material number | | |
| Clean Touch Steel™ | – | – |
| Custom panel ready | 11388280 | 11388260 |

G 7000 Dishwashers


Product Overview



| Model number | G 7916 SCi | G 7966 SCVi K20 |
|--|--|--|
| Series | 79 Series | 79 Series |
| Design Overview | | |
| Width | 24" | 24" |
| Pre-finished (Clean Touch Steel™ Panel) | – | – |
| Integrated (Front Controls and Panel Ready) | ● | – |
| Fully Integrated (Custom Panel and Handle Ready) | – | ● (no handle) |
| Fully integrated (Clean Touch Steel™ Panel) | – | – |
| Control Type | | |
| DirectSelect | – | – |
| DirectSensor | – | – |
| M Touch | ● | ● |
| Features | | |
| Handle type | No handle | No handle |
| Door design | ComfortClose | ComfortClose |
| Automatic load sensor | ● | ● |
| Water softener | ● | ● |
| AutoDos | ● | ● |
| BrilliantLight | ● | ● |
| Knock2open | – | ● |
| Miele@Mobile/AutoStart | ●/● | ●/● |
| Quality of results | | |
| AutoOpen™ drying/SensorDry | ●/● | ●/● |
| Brilliant GlassCare | ● | ● |
| Programs | | |
| Normal/QuickIntenseWash | ●/● | ●/● |
| Pots & Pans | ● | ● |
| SaniWash | ● | ● |
| Rinse & Hold | ● | ● |
| China & Crystal | ● | ● |
| Economy/Extra Quiet | ●/● (38 dBa) | ●/● (38 dBa) |
| Grates & Filters | ● | ● |
| Clean Machine | ● | ● |
| Energy Saver | ● | ● |
| Tall Items | ● | ● |
| Glass - No Rinse Aid (Warm) | ● | ● |
| SensorWash | ● | ● |
| Options | | |
| Express | ● | ● |
| Delay Start | – | – |
| FlexiTimer | ● | ● |
| Extra Economical | ● | ● |
| Intense Zone | ● | ● |
| Extra Dry | ● | ● |
| Soak | ● | ● |
| Pre-Rinse | ● | ● |
| Basket design | | |
| Cutlery loading | 3D MultiFlex Cutlery Tray | 3D MultiFlex Cutlery Tray |
| Basket design | MaxiComfort | MaxiComfort |
| No. of standard place settings | 16 | 16 |
| Safety | | |
| Double Waterproof system | ● | ● |
| ADA compliant | – | – |
| Technical data | | |
| Unit dimensions in inches (W x H x D) | 23 9/16" x 33 11/16" – 36 1/4" x 22 7/16" | 23 9/16" x 33 11/16" – 36 1/4" x 22 7/16" |
| Electrical requirements | 110/120 V, 60 Hz, 15 Amps | 110/120 V, 60 Hz, 15 Amps |
| Power Cord (convertible to hard wire) | NEMA 5 – 15 plug | NEMA 5 – 15 plug |
| Water connection requirement | Water pressure 4.5 – 145 psi; shut off valve with 3/8" NPT | Water pressure 4.5 – 145 psi; shut off valve with 3/8" NPT |
| Decibal rating | 42 dBa | 42 dBa |
| UMRP&MAP/Retail Pricing | | |
| Clean Touch Steel™ | – | – |
| Custom panel ready | \$2,999/\$3,099 | \$2,999/\$3,099 |
| Material number | | |
| Clean Touch Steel™ | – | – |
| Custom panel ready | 11388290 | 11388300 |

ProfiLine/ProfessionalSeries

Product Overview



| Model Number | PG 8130i - 120 V | PG 8130i - 208-240 V | PG 8133 SCVi - 120 V |
|---|------------------------|-------------------------------|------------------------|
| Design | | | |
| Baskets | MaxiComfort | MaxiComfort | MaxiComfort |
| Cutlery | Cutlery basket | Cutlery basket | 3D+ Cutlery tray |
| Pre-finished (Black or White) | - | - | - |
| Pre-finished (Clean Touch Steel™) | - | - | - |
| Integrated – I (Clean Touch Steel™) | ● | ● | - |
| Fully Integrated – Vi (Custom Panel) | - | - | ● |
| Fully Integrated – SC SF (Clean Touch Steel™) | - | - | - |
| ADA Compliant | ● | ● | - |
| NSF/ANSI 3 certified | - | - | - |
| Complimentary 5 year warranty | - | - | - |
| Riedel Recommends | ● | ● | ● |
| Features | | | |
| AutoClose/ComfortClose | -/● | -/● | ●/● |
| BrilliantLight | - | - | ● |
| Delay start | ● | ● | ● |
| AutoOpen drying | ● | ● | ● |
| SensorDry/CleanAir™ drying | ●/● | ●/● | ●/● |
| Flash Drying | ● | ● | ● |
| Condenser Drying | ● | ● | ● |
| Water softener | ● | ● | ● |
| Perfect GlassCare | ● | ● | ● |
| Double Waterproof System | ● | ● | ● |
| Programs | | | |
| Normal | - | - | - |
| Normal Plus | - | - | - |
| Pots & Pans | ● | ● | ● |
| China & Crystal | ● | ● | ● |
| Rapid – 6 minutes | - | - | - |
| Short – 15 minutes | - | - | - |
| ProSpeed – 24 min cycle | - | ● | - |
| ProSpeed – 58 min cycle | ● | - | ● |
| Universal | ● | ● | ● |
| Sanitize | ● | ● | ● |
| Glasses (Beer glass) – No Rinse Aid | - | - | - |
| Plastics | ● | ● | ● |
| Utensils | - | - | - |
| Economy | ● | ● | ● |
| Intensive | - | - | - |
| Technical data | | | |
| Decibal ratings | 38 | 38 | 38 |
| Electrical Requirements | 1.5 kW/120 V/15 A | 3.5 – 4.2 kW/208 – 240 V/30 A | 1.5 kW/120 V/15 A |
| Electrical Connection | NEMA 5 – 15 P | NEMA 14 – 30 P | NEMA 5 – 15 P |
| Material number | 10638650 | 10638640 | 10638630 |
| UMRP&MAP/Retail Pricing | \$3,299/\$3,399 | \$3,299/\$3,399 | \$4,299/\$4,399 |

ProfiLine/ProfessionalSeries

Product Overview



| Model Number | PG 8133 SCVi - 208-240 V | PG 8056 - 208 V | PG 8056 - 240 V |
|---|-------------------------------|--|--|
| Design | | | |
| Baskets | MaxiComfort | O 891 Upper basket with 1 x E 810 U 890 Lower basket with 2 x E 816 and 2 x E 165 | O 891 Upper basket with 1 x E 810 U 890 Lower basket with 2 x E 816 and 2 x E 165 |
| Cutlery | 3D+ Cutlery tray | - | - |
| Pre-finished (Black or White) | - | - | - |
| Pre-finished (Clean Touch Steel™) | - | ● | ● |
| Integrated - I (Clean Touch Steel™) | - | - | - |
| Fully Integrated - Vi (Custom Panel) | ● | - | - |
| Fully Integrated - SC SF (Clean Touch Steel™) | - | - | - |
| ADA Compliant | - | ● | ● |
| NSF/ANSI 3 certified | - | - | - |
| Complimentary 5 year warranty | - | - | - |
| Riedel Recommends | ● | ● | ● |
| Toekick | - | Black toe kick included. Stainless steel toe kick (67211605D) shipped automatically. | Black toe kick included. Stainless steel toe kick (67211605D) shipped automatically. |
| Features | | | |
| AutoClose/ComfortClose | ●/● | -/- | -/- |
| BrilliantLight | ● | - | - |
| Delay start | ● | ● | ● |
| AutoOpen drying | ● | - | - |
| SensorDry/CleanAir™ drying | ●/● | - | - |
| Flash Drying | ● | ● | ● |
| Condenser Drying | ● | - | - |
| Water softener | ● | ● | ● |
| Perfect GlassCare | ● | ● | ● |
| Double WaterProof System | ● | ● | ● |
| Programs | | | |
| Normal | - | ● | ● |
| Normal Plus | - | ● | ● |
| Pots & Pans | ● | - | - |
| China & Crystal | ● | ● | ● |
| Rapid - 6 minutes | - | ● | ● |
| Short - 15 minutes | - | - | - |
| ProSpeed - 25 min cycle | ● | - | - |
| ProSpeed - 45 min cycle | - | - | - |
| Universal | ● | - | - |
| Sanitize | ● | ● | ● |
| Glasses (Beer glass) - No Rinse Aid | - | ● | ● |
| Plastics | ● | ● | ● |
| Utensils | - | ● | ● |
| Economy | ● | ● | ● |
| Intensive | - | ● | ● |
| Technical data | | | |
| Decibal ratings | 38 | 47 | 47 |
| Electrical Requirements | 3.5 - 4.2 kW/208 - 240 V/30 A | 5.8 kW/208 V/30 A | 5.8 kW/240 V/30 A |
| Electrical Connection | NEMA 14 - 30 P | NEMA L6 - 30 | NEMA L6 - 30 |
| Conversion Accessory | - | - | - |
| Material number | 10638660 | 9862620 | 9862610 |
| UMRP&MAP/Retail Pricing | \$4,299/\$4,399 | \$5,499/\$5,599 | \$5,499/\$5,599 |

ProfiLine/ProfessionalSeries

Product Overview

Industrial Use Only



| Model Number | PG 8061 – 3 phase 208 V | PG 8061 – 3 phase 240 V |
|---|--|--|
| Design | Industrial Use Only | Industrial Use Only |
| Baskets | O 891 Upper basket with 1 x E 810 U 890 Lower basket with 2 x E 816 and 2 x E 165 | O 891 Upper basket with 1 x E 810 U 890 Lower basket with 2 x E 816 and 2 x E 165 |
| Cutlery | – | – |
| Pre-finished (Black or White) | – | – |
| Pre-finished (Clean Touch Steel™) | ● | ● |
| Integrated – I (Clean Touch Steel™) | – | – |
| Fully Integrated – Vi (Custom Panel) | – | – |
| Fully Integrated – SC SF (Clean Touch Steel™) | – | – |
| ADA Compliant | ● | ● |
| NSF/ANSI 3 certified | ● | ● |
| Complimentary 5 year warranty | – | – |
| Riedel Recommends | ● | ● |
| ToeKick | Black toe kick included. Stainless steel toe kick (67211605D) shipped automatically. | Black toe kick included. Stainless steel toe kick (67211605D) shipped automatically. |
| Features | | |
| AutoClose/ComfortClose | ●/● | ●/● |
| BrilliantLight | – | – |
| Delay start | ● | ● |
| AutoOpen drying | ● | ● |
| SensorDry/CleanAir™ drying | – | – |
| Flash Drying | ● | ● |
| Condenser Drying | ● | ● |
| Water softener | ● | ● |
| Perfect GlassCare | ● | ● |
| Double WaterProof System | ● | ● |
| Programs | | |
| Normal | – | – |
| Normal Plus | – | – |
| Pots & Pans | – | – |
| China & Crystal | – | – |
| Rapid – 6 minutes | – | – |
| Short – 15 minutes | ● | ● |
| ProSpeed – 25 min cycle | – | – |
| ProSpeed – 45 min cycle | – | – |
| Universal | ● | ● |
| Sanitize | – | – |
| Glasses – No Rinse Aid | – | – |
| Plastics | – | – |
| Utensils | – | – |
| Economy | – | – |
| Intensive | ● | ● |
| Technical data | | |
| Decibal ratings | 45 | 45 |
| Electrical Requirements | 5.8 kw/3 AC 208 V/20 A | 5.8 KW/ 3 AC 240 V/20 A |
| Electrical Connection | NEMA L15 – 20 (NEMA L6 – 30) | NEMA L15 – 20 (NEMA L6 – 30) |
| Conversion Accessory | Possible to convert from 3 AC to 2 AC with conversion option | Possible to convert from 3 AC to 2 AC with conversion option |
| Material number | 9799780 | 9801160 |
| UMRP&MAP/Retail Pricing | \$5,999/\$6,099 | \$5,999/\$6,099 |

Dishwasher Accessories

Product Overview



Full size cutlery basket

Material number: 09614020

UMRP/MAP Price: \$39.99

Retail Pricing: \$39.99

- For Miele Generation 5000/6000 dishwashers
- Cutlery basket can be positioned conveniently in the lower basket

Mini cutlery basket GBU

Material number: 05563020

UMRP/MAP Price: \$19.18

Retail Pricing: \$19.18

- Bulky items can be placed optimally
- Guaranteed best dishwashing results

Filler Strips (pair) GPL 77-1 SS

Material number: 06415910

UMRP/MAP: \$57.00

Retail Pricing: \$57.00


Professional Dishwasher Accessories for PG 8056 and PG 8061

Standard Accessory Overview



O 891 Upper Basket

- Material number: 9548970
 UMRP/MAP Price: \$169.00
 Retail Pricing: \$169.00
- With E 810
 - Plastic-coated wire basket
 - 2 hinged cup racks for 20 cups
 - 2-stage height adjustment by 2"
 - Integrates spray arm, rear docking
 - Max. vertical clearance 7 $\frac{7}{8}$ "
 - 7 $\frac{1}{2}$ " H x 20 $\frac{1}{2}$ " W x 19 $\frac{1}{4}$ " D




U 890 Lower Basket

- Material number: 9549130
 UMRP/MAP Price: \$109.00
 Retail Pricing: \$109.00
- Plastic-coated wire basket
 - 4" H x 21" W x 20 $\frac{3}{8}$ " D
 - For plastic baskets, 19 $\frac{3}{4}$ " x 19 $\frac{3}{4}$ " x 19 $\frac{3}{4}$ "



E 816 Plate Insert

- Material number: 9549190
 UMRP/MAP Price: \$39.00
 Retail Pricing: \$39.00
- Plastic-coated wire basket
 - For use in U 890 lower basket
 - 2 positions possible
- Load arrangement without cutlery holder**
- For 19 plates, 13"
- Load arrangement with cutlery holder**
- For 16 plates, 13"



E 810 Plate Insert

- Material number: 9549010
 UMRP/MAP Price: \$39.00
 Retail Pricing: \$39.00
- Plastic-coated wire basket
 - For use in O 891 upper basket
 - 33 saucers or 17 dessert plates



E 165 Cutlery Holder


- Material number: 3808830
 UMRP/MAP: \$13.00
 Retail Pricing: \$13.00
- Plastic holder
 - For use in E 816 and E 216
 - 3 compartments, each 2 $\frac{3}{4}$ " x 2 $\frac{1}{2}$ "
 - 4 $\frac{3}{8}$ " H x 2 $\frac{7}{8}$ " W x 8 $\frac{1}{8}$ " D

Optional Accessories for PG 8056 and PG 8061



O 892 Upper Basket

- Material number: 9548990
 UMRP/MAP Price: \$199.00
 Retail Pricing: \$199.00
- With E 812 and 2 glass rails
 - Plastic-coated wire basket
 - Integrated spray arm, rear docking
 - Max. vertical clearance 7 $\frac{7}{8}$ "
 - 7 $\frac{1}{2}$ " H x 20 $\frac{1}{2}$ " W x 19 $\frac{1}{4}$ " D



O 898 Upper Basket Carrier

- Material number: 10114490
 UMRP/MAP Price: \$449.00
 Retail Pricing: \$449.00
- Stainless steel
 - Integrated spray arm, rear docking
 - For various inserts
 - 2-stage height adjustment by 2 $\frac{3}{8}$ "
 - Max. vertical clearance 9 $\frac{1}{2}$ "
 - 8 $\frac{1}{2}$ " H x 20 $\frac{3}{4}$ " W x 19 $\frac{7}{16}$ " D
 - For use in PG 8061




O 899 Upper Basket Carrier

- Material number: 9549040
 UMRP/MAP: \$249.00
 Retail Pricing: \$249.00
- Plastic-coated wire basket
 - Integrated spray arm, rear docking
 - 2-stage height adjustment by 2"
 - Max. vertical clearance 7 $\frac{7}{8}$ "
 - 7 $\frac{1}{2}$ " H x 20 $\frac{1}{2}$ " W x 19 $\frac{1}{4}$ " D


Professional Dishwasher Accessories

Optional Accessories for PG 8056 and PG 8061




E 809 Lower Basket Top Insert

- Material number: 5018650
 UMRP/MAP Price: \$79.00
 Retail Pricing: \$79.00
- Plastic-coated wire basket
 - Fits on top of U 881 lower basket
 - For 23 cups, 3½"



E 167 Cutlery Holder

- Material number: 9508730
 UMRP/MAP Price: \$39.00
 Retail Pricing: \$39.00
- Plastic holder
 - For use in U 506 plate basket
 - 7 compartments
 - ¼" H x 17⅞" W x 2" D



E 437 Cutlery Insert

- Material number: 4326640
 UMRP/MAP: \$359.00
 Retail Pricing: \$359.00
- Stainless steel container with carrying handle
 - For use in O 898 top carriage and U 876 bottom carriage
 - 18 compartments, 5⁹/₁₀" x 4²/₅"
 - 2 compartments, 5⁹/₁₀" x 5⁹/₁₀"
 - 16 compartments, 4²/₅" x 4²/₅"
 - 2⅞" H x 8⅞" W x 17¼" D



U 881 Lower Basket

- Material number: 4906620
 UMRP/MAP Price: \$199.00
 Retail Pricing: \$199.00
- Plastic-coated wire basket
 - Fixed insert for 54 saucers
 - For combination with E 809 top insert for 23 cups, 3⁹/₁₆"
 - 4" H x 20⅞" W x 3⁹/₁₆" D




E 888 Plate Insert

- Material number: 5018690
 UMRP/MAP Price: \$59.00
 Retail Pricing: \$59.00
- Plastic-coated wire basket
 - For use in U 890 lower basket
 - 18 plate 11⁹/₁₀" or 9 plates 13¾"
 - 7" H x 18⅞" W x 18⅞" D




E 884 Insert

- Material number: 5018680
 UMRP/MAP Price: \$59.00
 Retail Pricing: \$59.00
- Plastic-coated wire basket
 - For use in U 890 lower basket
 - 10 large trays or platters
 - Trays max: 9⅞" x 12⅞"
 - Rests spaced 1⅞" apart
 - Rest height 7"
 - 7" H x 18⅞" W x 18⅞" D



O 885 Upper Basket Carrier

- Material number: 09548960
 UMRP/MAP Price: \$299.00
 Retail Pricing: \$299.00
- Stainless steel
 - For 19¾" x 19¾" baskets
 - Max. vertical clearance 5¹/₈"
 - 4¾" H x 20⅞" W x 20⅞" D



U 876 Lower Basket Carrier

- Material number: 09549160
 UMRP/MAP Price: \$299.00
 Retail Pricing: \$299.00
- Stainless steel
 - For 19¾" x 19¾" baskets and various inserts
 - Max. vertical clearance 9¹/₁₆"
 - 2" H x 21⅞" W x 19¾" D



Sample Load Arrangement

PG 8056 with Stand 1-80 AE conversion kit with O 885 and U 890 and U 502 and U 508 basket

Professional Dishwasher Accessories

Optional Accessories for PG 8056 and PG 8061



U 502 Plastic Basket

Material number: 09508610
UMRP/MAP Price: \$139.00
Retail Pricing: \$139.00

- Plastic basket
- 6 or 9 rows
- Rests spaced $2\frac{8}{10}$ " or $1\frac{8}{10}$ " apart
- $4\frac{1}{8}$ " H x $19\frac{3}{4}$ " W x $19\frac{3}{4}$ " D



U 503 Plastic Basket

Material number: 9508660
UMRP/MAP: \$139.00
Retail Pricing: \$139.00

- Plastic basket
- Also suitable for sundae dishes
- Fine-mesh base
- $4\frac{1}{8}$ " H x $19\frac{3}{4}$ " W x $19\frac{3}{4}$ " D



U 504 Cutlery Basket

Material number: 9508670
UMRP/MAP: \$179.00
Retail Pricing: \$179.00

- Plastic-coated wire basket
- Plastic cutlery holder
- 9 compartments
- Compartment size $5\frac{3}{4}$ " H x $19\frac{3}{4}$ " W x $19\frac{3}{4}$ " D



U 508 Cup Basket

Material number: 9508650
UMRP/MAP Price: \$149.00
Retail Pricing: \$149.00


- Plastic basket
- 4 rows
- For cups, $3\frac{9}{10}$ "
- $4\frac{1}{8}$ " H x $19\frac{3}{4}$ " W x $19\frac{3}{4}$ " D



U 313/2 Basket for Trays

Material number: 9688930
UMRP/MAP Price: \$219.00
Retail Pricing: \$219.00

- Plastic basket with pre-fitted skids
- Insert for 10 trays fitted, $20\frac{1}{2}$ " x $11\frac{2}{5}$ "
- Rests spaced 1"
- Rests height 6%
- $7\frac{1}{8}$ " H x $20\frac{7}{8}$ " W x $19\frac{3}{8}$ " D



U 520 Glassware Basket

Material number: 9581370
UMRP/MAP Price: \$99.00
Retail Pricing: \$99.00


- Plastic basket
- 6 x 6 compartments
- Compartment size $2\frac{7}{8}$ " x $2\frac{7}{8}$ "
- $4\frac{1}{8}$ " H x $19\frac{3}{4}$ " W x $19\frac{3}{4}$ " D



U 634 S Glassware Basket Set

Material number: 10322510
UMRP/MAP Price: \$229.00
Retail Pricing: \$229.00

- Plastic basket with extender set and sloping base
- 4 x 4 compartments
- Compartment size $4\frac{1}{2}$ " x $4\frac{1}{2}$ "
- Shallow top frame
- $4\frac{1}{16}$ " - $6\frac{3}{16}$ " - $9\frac{1}{4}$ " H x $19\frac{3}{4}$ " W x $19\frac{3}{4}$ " D



U 644 S Glassware Basket Set

Material number: 10322500
UMRP/MAP Price: \$229.00
Retail Pricing: \$229.00

- Plastic basket with extender set and sloping base
- 4 x 4 compartments
- Compartment size $4\frac{1}{2}$ " x $4\frac{1}{2}$ "
- Deep top frame
- $4\frac{1}{16}$ " - $8\frac{1}{8}$ " - $10\frac{1}{2}$ " H x $19\frac{3}{4}$ " W x $19\frac{3}{4}$ " D



U 645 S Glassware Basket Set

Material number: 10322520
UMRP/MAP Price: \$229.00
Retail Pricing: \$229.00

- Plastic basket with extender set and sloping base
- 4 x 5 compartments
- Compartment size $4\frac{1}{2}$ " x $3\frac{5}{8}$ "
- Deep top frame
- $4\frac{1}{16}$ " - $8\frac{1}{8}$ " - $10\frac{1}{2}$ " H x $19\frac{3}{4}$ " W x $19\frac{3}{4}$ " D

Professional Dishwasher Accessories

Optional Accessories for PG 8056 and PG 8061

| Basket | No of compartments | Compartment size | Height dimensions | Material # | Retail Price |
|--------|--------------------|------------------|--------------------------|------------|--------------|
| U 544 | 4 x 4 | 4 1/2 x 4 1/2" | 4 1/16 - 8 1/8 - 10 1/2" | 6984190 | \$179.99 |
| U 545 | 5 x 5 | 3 5/8 x 3 5/8" | 4 1/16 - 8 1/8 - 10 1/2" | 6984170 | \$179.99 |
| U 546 | 6 x 6 | 2 7/8 x 2 7/8" | 4 1/16 - 8 1/8 - 10 1/2" | 6984130 | \$179.99 |
| U 547 | 7 x 7 | 2 1/2 x 2 1/2" | 4 1/16 - 8 1/8 - 10 1/2" | 6984210 | \$179.99 |



ABL 50 Spacer Trim

Material number: 9378030

UMRP/MAP Price: \$54.00

Retail Pricing: \$54.00

- Option for built-in version of PG 8056 and PG 8061
- Allows height adjustment to 28" chamber size
- Height 2"
- Stainless steel




ABL 110 Spacer Trim

Material number: 10271160

UMRP/MAP Price: \$109.00

Retail Pricing: \$109.00

- For PG 8056 and PG 8061
- Trim to adjust height to casing height of 30 7/10"
- Height 4 9/10"
- Stainless steel



Stand 2 Toekick Conversion Kit

Material number: 9456060

UMRP/MAP Price: \$64.00

Retail Pricing: \$64.00

- Option for built-in version of PG 8056 and PG 8061
- Toekick enclosure with 2 brackets
- 5 5/8" H x 23 3/8" W x 5 5/8" D
- Stainless steel



Picture shown with the ABL 50 space trim.



Conversion Kit Stand 1-80

Material number: 9688950

UMRP/MAP Price: \$189.00

Retail Pricing: \$189.00

- For PG 8056 and PG 8061
- Includes toekick enclosure with 2 brackets, lid and rear panel to convert built-under unit into freestanding unit
- Stainless steel



Picture shown with the Stand 2 Toekick.

Professional Dishwasher Accessories

Optional Accessories for PG 8130i, PG 8133 SCVi, PG 8056 and PG 8061



ProCare Shine 12 GC

- Material number: 11037820
 UMRP/MAP Price: \$39.95
 Retail Pricing: \$39.85
- Detergent tablets wrapped in water-soluble foil
 - Universal cleaning agent with good cleaning performance for light to medium soiling
 - Only to be used in Professional Dishwashers



ProCare Shine 40

- Material number: 10923710 (1 liter bottle)
 UMRP/MAP Price: \$19.95
 Retail Pricing: \$19.95
- Liquid rinse aid
 - Universal applications
 - Only to be used in Professional Dishwashers



ProCare Universal Salt 61

- Material number: 09195780
 UMRP/MAP: \$49.00
 Retail Pricing: \$49.00
- Reactivation salt for integrated water softners

Optional Accessories for 8056 and PG 8061



DOS G 80 Flex

- Material number: 10730850
 UMRP/MAP Price: \$419.00
 Retail Pricing: \$419.00
- Dispenser module for liquid detergent
 - For dispensing max 60 ml per minute, adjustable via machine controls
 - Suction lance for 5 and 10 L canisters, total height 13%
 - 'Container empty' indicator



ProCare Shine 10 MA

- Material number: 10923610
 UMRP/MAP Price: \$39.95
 Retail Pricing: \$39.95
- Requires DOS G80 Flex dispenser
 - Mildly alkaline liquid detergent
 - Universal cleaning agent with good cleaning performance for light to medium soiling
 - Very simple handling
 - Only to be used in Professional Dishwashers



DTD 1 Drip Tray

- Material number: 10695460
 UMRP/MAP: \$39.00
 Retail Pricing: \$39.00
- Space for 2 canisters
 - Secure place for 5 and 10 L canister sizes from the ProCare series
 - Optimum emptying of the canisters due to storage at an angle
 - Suitable for use in an adjacent unit
 - 29⁹/₁₆" H x 16¹⁵/₁₆" W x 10⁷/₁₆" D



UO 30-60/80 base

- Material number: 9688890 (UO 30-60/80)
 UMRP/MAP Price: \$599.00
 Retail Pricing: \$599.00
- Material number: 9688900 (UO 52-60/80)
 UMRP/MAP Price: \$749.00
 Retail Pricing: \$749.00
- Base in two different heights 12 1/2" UO 30-60/80 or 21 1/4" UO 52-60/80.



UG 30-60/80 base

- Material number: 9688910 (UG 30-60/80)
 UMRP/MAP Price: \$599.00
 Retail Pricing: \$599.00
- Material number: 9688920 (UG 52-60/80)
 UMRP/MAP Price: \$749.00
 Retail Pricing: \$749.00
- Base in two different heights 12 1/2" UG 30-60/80 or 21 1/4" UG 52-60/80.



UG 70-60/80

- Material number: 10031420
 UMRP/MAP: \$1,799.00
 Retail Pricing: \$1,799.00
- For combination with frontloading fresh water dishwashers
 - Box base, bolted to machine, lockable door
 - Stainless steel
 - 27⁹/₁₆" H x 23⁵/₁₆" W x 19¹/₁₆" D

G 4000 Dishwasher Panels

Product Overview

Clean Touch Steel™ front panel for G 4000 integrated dishwashers



Front panels for integrated dishwashers

Material number: 07459660 (Slimline)
Description: GFV 45/65-1 4" toekick
UMRP/MAP Price: \$169
Retail Pricing: \$169

Clean Touch Steel™ front panel for G 4000 fully integrated dishwashers



Front panels for fully integrated dishwashers

Material number: 07459710 (Slimline)
Description: GFVi 453/77-1 4" toekick
UMRP/MAP Price: \$295
Retail Pricing: \$295

Material number: 07160760 (Full Size)
Description: GFVi 603/77-1 4" toekick
UMRP/MAP Price: \$295
Retail Pricing: \$295

Material number: 07160840 (Slimline)
Description: GFVi 453/72-1 6" toekick
UMRP/MAP Price: \$295
Retail Pricing: \$295

Clean Touch Steel™ front panel for G 4000 fully integrated dishwashers



Front panels for fully integrated dishwashers - 4" Toekick

Material number: 07459690 (Slimline)
Description: GFVi 459/77-1 Straight
UMRP/MAP Price: \$295 Retail Pricing: \$295

Material number: 09199570 (Slimline)
Description: GFVi 4510/77 Square
UMRP/MAP Price: \$295 Retail Pricing: \$295

Material number: 09199580 (Slimline)
Description: GFVi 4511/77-1 Signature
UMRP/MAP Price: \$295 Retail Pricing: \$295

Material number: 09915500 (Full Size)
Description: GFVi 614/77-1 PureLine CLST
UMRP/MAP Price: \$275 Retail Pricing: \$275

Material number: 07459800 (Full Size)
Description: GFVi 608/77-2 Classic
UMRP/MAP Price: \$295 Retail Pricing: \$295

Material number: 07160800 (Full Size)
Description: GFVi 609/77-1 Square
UMRP/MAP Price: \$295 Retail Pricing: \$295

Material number: 09199540 (Full Size)
Description: GFVi 6010/77-1 Straight
UMRP/MAP Price: \$295 Retail Pricing: \$295

Material number: 09915510 (Full Size)
Description: GFVi615/77-1 ContourLine CLST
UMRP/MAP Price: \$275 Retail Pricing: \$275

Material number: 10008490 (Full Size)
Description: GFVi 616/77-1 Range Panel
UMRP/MAP Price: \$299 Retail Pricing: \$299

Clean Touch Steel™ front panel for G 4000 fully integrated Dishwashers



Front panels for fully integrated dishwashers -6" Toekick

Material number: 07459760 (Full Size)
Description: GFVi 605/72-1 Profi
UMRP/MAP Price: \$295
Retail Pricing: \$295

Material number: 07485050 (Full Size)
Description: GFVi 608/72-2 Classic
UMRP/MAP Price: \$295
Retail Pricing: \$295

Material number: 07160790 (Full Size)
Description: GFVi 609/72-1 Square
UMRP/MAP Price: \$295
Retail Pricing: \$295

Material number: 09198570 (Full Size)
Description: GFVi 6010/72-1 Straight
UMRP/MAP Price: \$295
Retail Pricing: \$295

Material number: 09199550 (Full Size)
Description: GFVi 6011/72-1 Signature
UMRP/MAP Price: \$295
Retail Pricing: \$295

Material number: 09915520 (Full Size)
Description: GFVi 615/72-1 ContourLine
UMRP/MAP Price: \$275
Retail Pricing: \$275


G 7000 Dishwasher Panels

Product Overview

Clean Touch Steel™ front panel for G 7000 integrated dishwashers



Clean Touch Steel™ front panel for G 7000 fully integrated Dishwashers



Front panels for integrated dishwashers

Material number: 10986720 (Full size)
Description: GFV 60/60 -7 6" toekick
UMRP/MAP Price: \$249
Retail Pricing: \$249

Material number: 10986730 (Full size)
Description: GFV 60/65 -7 4" toekick
UMRP/MAP Price: \$249
Retail Pricing: \$249

Front panels for fully integrated dishwashers

Material number: 10986740 (Full Size)
Description: GFVi 701/72 6" toekick / no handle
UMRP/MAP Price: \$299
Retail Pricing: \$299

Material number: 10986750 (Full Size)
Description: GFVi 701/77 4" toekick / no handle
UMRP/MAP Price: \$299
Retail Pricing: \$299

Material number: 11558080 (Full Size)
Description: GFVi 706/77 4" toekick / PureLine Handle
UMRP/MAP Price: \$349
Retail Pricing: \$349

Material number: 11558090 (Full Size)
Description: GFVi 707/72 6" toekick / ContourLine Handle
UMRP/MAP Price: \$349
Retail Pricing: \$349

Material number: 11558100 (Full Size)
Description: GFVi 707/77 4" toekick / ContourLine Handle
UMRP/MAP Price: \$349
Retail Pricing: \$349

Material number: 11558110 (Full Size)
Description: GFVi 708/77 4" toekick / Range Panel
UMRP/MAP Price: \$349
Retail Pricing: \$349



Barcode and technical specifications on the front container.

1

Miele

141e

2

Miele

Read the instructions before changing different type of liquid detergent.



Washing machine

Which Convenience Features Would you Like?

Overview of the Product Highlights* of Miele Washing Machines

TwinDos¹⁾

The best liquid detergent system at the touch of a button.

Automatic dispensing with TwinDos is not only practical, but also guarantees perfect cleanliness: with UltraPhase 1 and 2 your appliance offers the best liquid detergent dispensing system. TwinDos dispenses UltraPhase 1 and 2 at the optimum time during the program and so achieves the very best wash results. TwinDos also dispenses with such precision that you can save up to 30 % on detergent when compared to manual dispensing.



IntenseWash

IntenseWash offers highest level of cleaning performance - with the QuickIntenseWash program in less than one hour. Small loads, too, are washed economically. This is possible thanks to the Spin&Spray technology which works with a very low water level and saves heating energy.

QuickIntenseWash²⁾

Excellent cleanliness in less than 1 hour – barely believable. With QuickIntenseWash, Miele realizes a high-level cleaning performance in a surprisingly short time.

SingleWash

Efficient solution for individual garments: A favorite blouse washed faster, more economically and gently than ever before.

CapDosing³⁾

Dispense special detergent, fabric conditioner and additives simply by using portioned capsules.

Honeycomb drum

Gentle care: the honeycomb drum has a special sculptured surface finish which allows the fabrics to glide on a thin film of water.

* Depends on model

¹⁾ Patent: EP 2 784 205

²⁾ Tested and confirmed by wfk research institute in Germany

³⁾ Patent: EP 2 365 120

Washing Machines

Product Overview



| Model/Sales designation | WWB 020 WCS | WWF060 WCS WiFiConn@ct | WWH660 WCS TDos&WiFiConn@ct |
|---|--------------------------------|-----------------------------|-----------------------------|
| load in lbs/capacity in cu ft | 17.6 lb/2.26 cu ft | 17.6 lb/2.26 cu ft | 17.6 lb/2.26 cu ft |
| Max. spin speed in RPM | 1,600 | 1,600 | 1,600 |
| Construction type | | | |
| can be slotted-under/stacked | ●/● | ●/● | ●/● |
| door hinge | left | left | left |
| Design | | | |
| Rotary selector color | Lotus White | Lotus white cap/chrome ring | Lotus white cap/chrome ring |
| Fascia panel angle | 5° incline | 5°incline | 5°incline |
| Door design | Silver with white ring | Silver with white ring | Chrome with white ring |
| Control panel | DirectSensor yellow, 7 segment | ComfortSensor white, 1 line | ComfortSensor white, 1 line |
| Cleaning performance | | | |
| TwinDos | - | - | ● |
| IntenseWash | - | - | - |
| CapDosing | ● | ● | ● |
| Gentle laundry care | | | |
| Honeycomb drum | ● | ● | ● |
| User convenience | | | |
| SoftSteam | - | ● | ● |
| Delay start up to 24 h/Countdown indicator | ●/● | ●/● | ●/● |
| Drum lighting | - | LED | LED |
| Multilingual/AutoClean detergent drawer | -/- | ●/● | ●/● |
| Efficiency and sustainability | | | |
| Energy Star | ● | ● | ● |
| Annual water consumption in l/Annual energy consumption in kWh* | 2294/116 | 2294/116 | 2294/116 |
| Hot water connection | ● | ● | ● |
| EcoFeedback function/ProfiEco Motor | -/● | ●/● | ●/● |
| Automatic load recognition/Flow meter/Foam control | ●/●/● | ●/●/● | ●/●/● |
| Main wash programs | | | |
| Normal/Wrinkle-free/Delicates | ●/●/● | ●/●/● | ●/●/● |
| QuickIntenseWash/Express | -/● | -/● | -/● |
| Dress Shirts/Silks/Handwash | ●/-/● | ●/●/● | ●/●/● |
| Darks,Denims/Extra White/Sanitize | ●/●/● | ●/●/● | ●/●/● |
| Outdoor/Proofing | ●/● | ●/● | ●/● |
| Baby clothes/Downs/Towels/Pillows | -/-/-/- | -/-/-/- | ●/●/●/● |
| Main wash options | | | |
| SingleWash | - | - | - |
| Soak/Pre-Wash | ●/- | ●/● | ●/● |
| Appliance networking | | | |
| Miele@home/WiFiConn@ct | -/- | ●/● | ●/● |
| MobileControl | - | ● | ● |
| Quality | | | |
| Suds container | Stainless Steel | stainless steel | stainless steel |
| Enamelled front/Counterweights made of cast iron | ●/● | ●/● | ●/● |
| Safety | | | |
| Watercontrol-System | ● | ● | ● |
| Safety lock/PIN code | ●/● | ●/● | ●/● |
| Technical data | | | |
| Appliance dimensions in mm (W x H x D) | 596 x 850 x 643 | 596 x 850 x 643 | 596 x 850 x 643 |
| Appliance dimensions in inch (W x H x D) | 23 1/4" x 33 1/2" x 23 5/8" | 23 1/4" x 33 1/2" x 23 5/8" | 23 1/2" x 33 1/2" x 23 5/8" |
| Included accessories | | | |
| 3 Caps/UltraPhase 1+2 | -/- | ●/- | ●/● |
| Optional accessories | | | |
| Stacking kit | WTV502/512, WTS510 | WTV502/512, WTS510 | WTV502/512, WTS510 |
| Matching dryer options | | | |
| Dryer model | TWB 120 WP | TWF 160 WP | TWF 160 WP |
| Material Number | | | |
| White | 10971670 | 10666150 | 10666180 |
| UMRP&MAP/Retail pricing | \$1,199/\$1,399 | \$1,499/\$1,699 | \$1,799/\$1,999 |

* based on how many wash per week...

Washing Machines

Product Overview



| | |
|---|---|
| Model/Sales designation | WWH860 WCS TDos&IntenseWash WiFi |
| load in lbs/capacity in cu ft | 17.6 lb/2.26 cu ft |
| Max. spin speed in RPM | 1,600 |
| Construction type | |
| can be slotted-under/stacked | ●/● |
| door hinge | left |
| Design | |
| Rotary selector color | Lotus white cap/chrome ring |
| Fascia panel angle | 5°incline |
| Door design | Chrome with white ring |
| Control panel | ComfortSensor white, 1 line |
| Cleaning performance | |
| TwinDos | ● |
| IntenseWash | ● |
| CapDosing | ● |
| Gentle laundry care | |
| Honeycomb drum | ● |
| User convenience | |
| SoftSteam | ● |
| Delay start up to 24 h/Countdown indicator | ●/● |
| Drum lighting | LED |
| Multilingua/AutoClean detergent drawer | ●/● |
| Efficiency and sustainability | |
| Energy Star | ● |
| Annual water consumption in l/Annual energy consumption in kWh* | 2294/116 |
| Hot water connection | ● |
| EcoFeedback function/ProfiEco Motor | ●/● |
| Automatic load recognition/Flow meter/Foam control | ●/●/● |
| Main wash programs | |
| Normal/Wrinkle-free/Delicates | ●/●/● |
| QuickIntenseWash/Express | ●/● |
| Dress Shirts/Silks/Handwash | ●/●/● |
| Darks,Denims/Extra White/Sanitize | ●/●/● |
| Outdoor/Proofing | ●/● |
| Baby clothes/Downs/Towels/Pillows | ●/●/●/● |
| Main wash options | |
| SingleWash | ● |
| Soak/Pre-Wash | ●/● |
| Appliance networking | |
| Miele@home/WiFiConn@ct | ●/● |
| MobileControl | ● |
| Quality | |
| Suds container | stainless steel |
| Enamelled front/Counterweights made of cast iron | ●/● |
| Safety | |
| Watercontrol-System | ● |
| Safety lock/PIN code | ●/● |
| Technical data | |
| Appliance dimensions in mm (W x H x D) | 596 x 850 x 643 |
| Appliance dimensions in inch (W x H x D) | 23 1/2" x 33 1/2" x 23 5/8" |
| Included accessories | |
| 3 Caps/UltraPhase 1+2 | ●/● |
| Optional accessories | |
| Stacking kit | WTV502/512, WTS510 |
| Matching dryer options | |
| Dryer model | TWI 180 WP |
| Material Number | |
| White | 10666200 |
| UMRP&MAP/Retail pricing | \$1,999/\$2,199 |



Miele T@

Eco & Steam
WiConnect

Normal 1:11
Gentle Freshen-up
Anti-crease Buzzer Start/Stop

Normal
Wrinkle-free
Delicates
Smoothing
Woolens/Silk
Dress Shirts
MobileControl 2.0
Soft Steam
Express
Denims
Outdoor
More Programs

Which Convenience Features Would you Like?

Overview of the Product Highlights* of Miele Tumble Dryers

Heat-pump technology

Above all, heat-pump tumble dryers are known for high energy efficiency. Laundry dries particularly economically. The low temperatures of the heat-pump technology are very gentle on valuable fibers of your textiles. This allows you to conveniently dry even delicate items.



FragranceDos¹⁾

Freshness for all the senses: with Miele you not only have particularly soft, but also beautifully fragrant laundry.



Energy Star Most Efficient

T1 tumble dryers have been designated as the Most Efficient ENERGY STAR certified products in 2019.




SteamFinish

A quick alternative to ironing: steam and heat smooth your textiles before they leave the tumble dryer.



Perfect Dry

Always perfectly dried: Perfect Dry takes the mineral content of your water into account and modifies the drying process accordingly.



Honeycomb drum²⁾

Fewer creases, easier ironing: the honeycomb structure allows laundry to be dried gently and evenly.

* Depends on model

¹⁾ Patent pending: EP 2 431 516

²⁾ Patent: EP 1 293 594

Heat-Pump Dryer

Product Overview



| | TWB 120 WP | TWF 160 WP Eco&WiFiConn@ct | TWI 180 WP Eco&Steam WiFiConn@ct |
|--|--------------------------------|---|---|
| Model/Sales designation | | | |
| load in lbs/capacity in cu ft | 17.6 lbs/4.026 cu ft | 17.6 lbs/4.026 cu ft | 17.6 lbs/4.026 cu ft |
| Construction type | | | |
| Heat-pump dryer | ● | ● | ● |
| can be slotted-under/stacked | ●/● | ●/● | ●/● |
| door hinge/convertible | right/● | right/● | right/● |
| Design | | | |
| Rotary selector color | Lotus White | Lotus white cap/chrome ring | Lotus white cap/chrome ring |
| Fascia panel angle | 5° incline | 5°incline | 5°incline |
| Door design | White | White | Chrome with white ring |
| Control panel | DirectSensor yellow, 7 segment | ComfortSensor white, 1 line | ComfortSensor white, 1 line |
| Drying results | | | |
| PerfectDry/FragranceDos | ●/● | ●/● | ●/● |
| SteamFinish | – | – | ● |
| Intelligent drum reversal | ● | ● | ● |
| Gentle laundry care | | | |
| Honeycomb drum | ● | ● | ● |
| User convenience | | | |
| Integrated condensed water drainage | ● | ● | ● |
| Delay start up to 24 h/Countdown indicator | ●/● | ●/● | ●/● |
| Drum lighting/MultiLingua | LED/– | LED/● | LED/● |
| Efficiency and sustainability | | | |
| Energy Star | ● | ● | ● |
| Annual energy consumption in kWh | 130 kWh | 130 kWh | 130 kWh |
| EcoFeedback function/ProfiEco Motor | –/● | ●/● | ●/● |
| Maintenance-free heat exchanger | ● | ● | ● |
| Main drying programs | | | |
| Normal/Wrinkle-free/Delicates | ●/●/● | ●/●/● | ●/●/● |
| Dress Shirts/Woolens,Silks | ●/● | ●/● | ●/● |
| SoftSteam | – | – | ● |
| Express | ● | ● | ● |
| Bed Linens | ● | ● | ● |
| Outdoor/Proofing/Pillows | ●/●/– | ●/●/– | ●/●/● |
| Main drying options | | | |
| Freshen-up | – | ● | ● |
| Anti-Crease/Gentle/Buzzer | ●/●/● | ●/●/● | ●/●/● |
| Appliance networking | | | |
| Miele@home/WiFiConn@ct | –/– | ●/● | ●/● |
| MobileControl | – | ● | ● |
| Quality | | | |
| Soft ribs/Enamelled front | ●/● | ●/● | ●/● |
| Safety | | | |
| PIN code | ● | ● | ● |
| "Empty out container" indicator/"Clean filter" indicator | ●/● | ●/● | ●/● |
| Electricity | | | |
| 120 V | ● | ● | ● |
| Plug rating (in amps) 15 | ● | ● | ● |
| Technical data | | | |
| Appliance dimensions in mm (W x H x D) | 596 x 850 x 643 | 596 x 850 x 643 | 596 x 850 x 643 |
| Appliance dimensions in inch (W x H x D) | 23 1/2" x 33 1/2" x 25 5/16" | 23 1/2" x 33 1/2" x 25 5/16" | 23 1/2" x 33 1/2" x 25 5/16" |
| Included accessories | | | |
| Fragrance capsules | – | ● | ● |
| Optional accessories | | | |
| Stacking kit | WTV502/512, WTS510 | WTV502/512, WTS510 | WTV502/512, WTS510 |
| Material Number | | | |
| White | 10972580 | 10666280 | 10666300 |
| UMRP&MAP/Retail pricing | \$1,199/\$1,399 | \$1,499/\$1,699 | \$1,899/\$2,199 |



Miele WD
TenDix & WFCombi

Warm + Max 1:15
Start/Stop
Pause

Normal
Woolen
Delicate
Hygiene
Daily Wash

Miele TD
Eco & Steam
WFCombi

Strandrocken 1:11
Start/Stop
Pause

Normal
Woolen
Delicate
Hygiene
Daily Wash

Professional Laundry Machines

Overview of the Product Highlights* of the new Little Giants Laundry Machines



The new Little Giants - minimum space, maximum power

Well over a million Little Giants have been working hard over recent decades in hotels, health care facilities, yachts and a wide range of small businesses. Miele's next generation Little Giants feature our latest innovations and technology, offering an unmatched combination of cleaning performance, economical operation, user convenience and flexibility.



Handle the load

Now more than ever laundry is mission critical. For small businesses, it's the uniforms that represent the brand, the towels and linens that comfort the customers and the tablecloths and napkins that set the tables. Every day fabrics and textiles need efficient and superior hygienic cleaning – reputations depend on it. The all new Miele Little Giants washers and dryers provide superior disinfection and fabric care in a high-efficiency, compact system.



Miele

Miele
Professional

Miele

Washing Machine PWM 908

Product Overview



● = standard, ○ = optional

| Model/Sales designation | PWM 908 | PWM 908 |
|---|------------------------|------------------------|
| Washer-extractors | | |
| Frontloader, door opening [Ø inch] | 11.8" | 11.8" |
| Performance data | | |
| Load capacity [lbs] | 18 | 18 |
| Honeycomb drum™, Drum volume [gal] | 19 | 19 |
| Max. spin speed [max. rpm] | 1,500 | 1,500 |
| G factor | 704 | 704 |
| Residual moisture [%] | 47 | 47 |
| Drum lighting | ● | ● |
| Controls/Programs | | |
| Delay start, max. 24 h | ● | ● |
| Thermal and chemo-thermal disinfection programs | ● | ● |
| Special programs for certain laundry types | ● | ● |
| Water connections | | |
| 1 x cold water, ½" with ¾" threaded union | ● | ● |
| 1 x hot water, ½" with ¾" threaded union | ● | ● |
| Drain pump | ● | ● |
| Electrical connection | | |
| 2 AC 208 – 240 V 60 Hz | ● | ● |
| Heating [kW] | 3.8 – 5.0 | 3.8 – 5.0 |
| Total rated load [kW] | 4.0 – 5.2 | 4.0 – 5.2 |
| Fuse rating [A] | 2-pole 30A | 2-pole 30A |
| Plug | NEMA L6-30 | NEMA L6-30 |
| Dispenser systems | | |
| 3-compartment front dispenser | ● | ● |
| Connection options | | |
| Dispenser adapter for max. 6 liquid products | ● | ● |
| Dimensions/Weight | | |
| External dimensions H/W/D [in] | 33.5"/23.8"/28.25" | 33.5"/23.8"/28.25" |
| Weight [lbs] | 265 | 265 |
| Installation as washer-dryer stack possible | ● | ● |
| Material Number | | |
| Lotus White | 11204460 | - |
| Stainless Steel | - | 11204470 |
| UMRP&MAP/Retail Pricing | \$4,699/\$4,899 | \$4,999/\$5,199 |

Heat-Pump Dryer PDR 908

Product Overview



● = standard, ○ = optional, – = not available

| Model/Sales designation | PDR 908 HP | PDR 908 HP |
|---|------------------------|------------------------|
| Tumble dryers | | |
| Load capacity [lbs] | 18 lbs | 18 lbs |
| Honeycomb drum™, Drum volume [gal] | 34 | 34 |
| Drying system | Heat pump | Heat pump |
| Vent connection | Ventless | Ventless |
| Large door opening (14.6") | ● | ● |
| Glass door | ● | ● |
| Large-surface filter | ● | ● |
| Drum lighting | ● | ● |
| Controls, Programs | | |
| Delay start, max. 24 h | ● | ● |
| Efficiency and sustainability | | |
| Energy Star | ● | ● |
| Electrical connection | | |
| 2 AC 208-240 V, 60 Hz | ● | ● |
| Heating [kW] | 1.2 | 1.2 |
| Total rated load [kW] | 1.2 | 1.2 |
| Fuse rating [A] | 2-pole 30A | 2-pole 30A |
| Plug | NEMA Twist Lock L6-30 | NEMA Twist Lock L6-30 |
| Dimensions/Weight | | |
| External dimensions H/W/D [in] | 33.5" x 23.8" x 30.6" | 33.5" x 23.8" x 30.6" |
| Weight [lbs] | 128 lbs | 128 lbs |
| Installation as washer-dryer stack possible | ● | ● |
| Material Number | | |
| Lotus White | 11204480 | - |
| Stainless Steel | - | 11204490 |
| UMRP&MAP/Retail Pricing | \$3,699/\$3,899 | \$3,999/\$4,199 |

Which Convenience Features Would you Like?

Overview of Miele FashionMaster Steam Ironing System Product Highlights*

Honeycomb soleplate¹⁾

The patented honeycomb drum already ensures uniquely gentle treatment of laundry in Miele washing machines and tumble dryers. The same principle is also applied to the FashionMaster, making a noticeable difference compared to other systems. The unique honeycomb soleplate achieves best ironing results combined with perfect laundry care. Unlike conventional hand irons, the steam is distributed quickly and evenly along the channels between the hexagons across the entire soleplate. This creates a film of steam which allows the hand iron to glide effortlessly, but at the same time effectively, over your laundry.



Active ironing board

Best ironing results: suction and inflation functions ensure excellent steam application and hold the textiles in place.

Steam

More than just a puff of hot air: 4 bar steam pressure and a consistent steam output of 100 g/minute ensure professional ironing results.

1-2 Lift system

Two easy steps to set up, requiring little or no effort at all! Ready for use in next to no time thanks to the patented²⁾ 1-2-Lift-System.

Continuously variable height adjustment

Simply ergonomic: a built-in gas pressure stay brings the ironing table to the perfect working height. (83 to 102 cm).

Steamer

Easy to handle: garments on hangers such as dresses and jackets as well as curtains are gently smoothed and brought back into shape.

* Depends on model

¹⁾ Patent: EP 2 233 632

²⁾ Patent: EP 2 169 108

B 3000

Product Overview



| Design | B 3312 | B 3847 |
|---|------------------------|------------------------|
| Appliance color | Lotus white | Lotus white |
| Iron color | Black/Grey | Black/Lotus white |
| Ironing board color | Grey | Black |
| Display | Single line | Single line |
| Perfect ironing results | | |
| Chrome-plated aluminium honeycomb soleplate | ● | ● |
| Steam pressure in bar | 3,5 | 4,0 |
| Vertical steam | ● | ● |
| Steam pulse/Continuous steam | ●/● | ●/● |
| Steamer | – | ● |
| Active ironing table (inflation and suction function) | ● | ● |
| 2-stage fan/Non-stick soleplate | –/● | ●/● |
| Time-saving ironing | | |
| Water container volume in gallons | 0.33 | 0.33 |
| Removable water container | ● | ● |
| Ironing multi-layered items | ● | ● |
| User convenience | | |
| All-in-one/1-2 Lift system | ●/● | ●/● |
| Infinitely variable height adjustment with gas pressure stay, in inches | 33 – 40 | 33 – 40 |
| Selection of water hardness/Automatic fan switch-on/switch-off | ●/● | ●/● |
| Fan memory function/Prompted descaling/Automatic rinsing | ●/●/● | ●/●/● |
| Storage compartment for iron/Storage compartment for power cord | ●/● | ●/● |
| Safety | | |
| CoolDown function/AutoOff function | ●/● | ●/● |
| Technical data | | |
| Entire machine | | |
| Weight in lbs/Gross weight (incl. packaging) in lbs | 64/73 | 66/75 |
| Dimensions (folded) in inches (W x H x D) | 19 x 50 x 15 | 19 x 50 x 15 |
| Dimensions (set up) in inches (W x H x D) | 19 x 38 x 58 | 19 x 38 x 58 |
| Dimensions (packaging) in inches (W x H x D) | 54 x 18 x 20 | 54 x 18 x 20 |
| Connection cable (length in inches) | 98 | 98 |
| Hand iron | ● | ● |
| Steamer | | |
| Brush attachment | – | ● |
| Rated loads | | |
| Rated voltage (V) | 120 | 120 |
| Fuse rating (A)/Rated load (kW)/Nominal rating (W) | 15/1,7/1700 | 15/1,7/1700 |
| Accessories supplied | | |
| Non-stick soleplate/Steamer/Basic ironing table cover | ●/–/● | ●/●/– |
| Premium ironing table cover (particularly heat resistant) | – | ● |
| Steam hose holder/Mains connection cable holder | ●/● | ●/● |
| Test strips to test water hardness/Descaling tablets | ●/● | ●/● |
| Optional accessories | | |
| Steamer/Premium ironing table cover/Basic ironing table cover | ●/●/● | ●/●/● |
| UMRP & MAP/Retail Pricing | \$1,999/\$2,199 | \$2,499/\$2,699 |
| Material number | 10526750 | 10526780 |



Which Convenience Features Would you Like?

Overview of Miele Rotary Ironer Product Highlights*

Miele rotary ironers – the champions against creases and wrinkles

Do you think that rotary ironers are old fashioned and inconvenient? If this is the case, then you have never worked with a rotary ironer from Miele. The benefits will soon convince you otherwise. Ironing has never been so quick or convenient! Compared to conventional ironing methods, you can save considerable effort and reduce ironing time by up to 50 %. This allows you to gain time for the nicer things in life!



Attractively versatile

Flexible to meet all requirements: any type and size of laundry can be smoothed quickly and easily.

Steam function

Glides particularly smoothly: twin-tank technology for fast and even steam distribution and excellent ironing results.

High contact pressure

More pressure, better removal of creases: you would have to constantly press down on the ironing table with a force of about 7 kg to create a comparable pressure with a hand iron.

Temperature selection to suit textiles

Gentle treatment of fibres: simply select the temperature in accordance with the care label of the textile. This ensures that your textiles stay looking good for longer.

Ironing in a seated position

Ergonomic and strain reducing: the strain on your back is reduced, and operation using foot switches leaves both hands free.

* Depends on model

Rotary ironer

Product overview



| | |
|---|--|
| Model number | B 990 |
| Design | |
| Appliance color | Lotus white |
| Perfect ironing results | |
| Temperature selection to suit textiles | ● |
| High contact pressure (N/cm ²) | 0.35 |
| Laundry feed board for easy laundry feed | ● |
| Convenient infeed board with ample storage space | ● |
| Airing bar for crease-free cooling | ● |
| Time-saving ironing | |
| Roller length in inches | 32 ³ / ₄ " |
| Variable roller speed | ● |
| Moisture-absorbing roller padding | ● |
| User convenience | |
| Effortless ironing while seated possible | ● |
| Free, unsupported roller end | ● |
| Clear controls | ● |
| Wide foot control bar | ● |
| Convenient folding mechanism | ● |
| Easily maneuverable thanks to four castors | ● |
| Safety | |
| Automatic finger guard | ● |
| Emergency release | ● |
| Good stability | ● |
| Technical data | |
| Dimensions in inches (W x H x D) | 39 ³ / ₈ " x 37" x 16 ³ / ₈ " |
| Dimensions when folded away in inches (W x H x D) | 19 ⁹ / ₁₆ " x 41 ¹ / ₂ " x 15" |
| Total connected load in kW | 2.9 |
| Fuse rating | 13 A |
| Weight | 83.8 lbs |
| Roller speed | 2 – 4.5 m/min |
| Material number | |
| White | 7222730 |
| UMRP&MAP/Retail Pricing | \$2,049/\$2,249 |

Rotary ironer (commercial-grade)

Product overview



| | |
|---|----------------------------|
| Model | HM 16 - 80 D |
| Performance data | |
| Roller diameter | 6" |
| Roller width | 32.5" |
| at 20% residual moisture (according to DIN 11902) (yards/h) | 14 |
| Controls/Programs | |
| Clear, concise and simple controls | ● |
| 5-stage speed control (ft/min) | 6.5 – 15 |
| Individually adjustable roller speed (rpm) | 4 – 9 |
| Freely selectable temperatures for a wide variety of textiles | ● |
| Features | |
| Convenient footswitch control | ● |
| Temperature limiter | ● |
| Return feed | ● |
| Roller bearings on both sides | – |
| Padding: Polyester needle felt with ARAMID needle felt cloth | ● |
| Aluminum trough | ● |
| Finger guard | ● |
| Manual heater plate release in event of power failure | ● |
| Heater indicator lamp | ● |
| Chrome-plated airing bar for crease-free laundry cooldown and airing | ● |
| Rapid heat-up and uniform heat distribution thanks to aluminum trough | ● |
| Ample space for ironed laundry | ● |
| Electrical connection | |
| Mains connection | 2 AC 208 – 240V, 50 – 60Hz |
| Heating (kW) | 3.1 – 3.7 |
| Total rated load (kW) | 3.2 – 3.8 |
| Fuse rating (A) | 2 pole 20A |
| Plug | NEMA 6 – 20 |
| Steam-heated | ● |
| Boiler (kW) | 0.85 |
| Water tank volume (oz) | 27 |
| Steam availability at start-up (min) | 4 |
| Steam delivery time (min) | 40 |
| Type | |
| Space-saving installation against a wall possible | ● |
| Fold-away design | ● |
| Designed and tested for commercial use/longevity | ● |
| Casing | white enamel |
| External dimensions H/W/D | 38"/39"/15" |
| Weight (lbs.) | 86 |
| Material number | |
| White | 10238590 |
| UMRP&MAP/Retail Pricing | \$3,059/\$3,449 |

Accessories for Laundry-Care Appliances



Washer and dryer stack

If there is not sufficient space available to install two appliances next to one another, most Miele washing machines and tumble dryers can be conveniently combined as a washer-dryer stack. In this arrangement, the washing machine is always installed under the tumble dryer.

Miele offers various stacking kits for a stable connection between the two appliances. Some, e.g. the WTV 512 model, feature a practical drawer. This drawer is ideal for storing accessories for example or for conveniently resting the laundry basket on whilst loading and unloading the tumble dryer.



Pedestal with drawer

For ergonomic purposes, washing machines and tumble dryers can be installed on pedestals specifically designed for them – e.g. WTS 510. A pedestal height of 11.8 - 13.8 in. allows you to load and unload your textiles without having to stoop. For a secure installation the appliances are fixed onto the pedestal. The integrated drawer with Push/Pull opening mechanism offers additional storage space for detergents, fragrance pods, and more. Thanks to an anti-slip mat these items cannot slide around when opening or closing the drawer.

Laundry Accessories

Product Overview



WTV502 W1/T1 Stacking Kit

Material Number: 09256140
UMRP/MAP Price: \$99
Retail Pricing: \$99



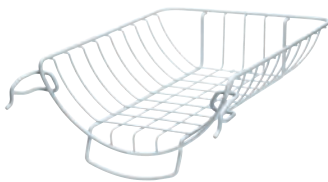
WTV512 W1/T1 Stacking Kit with Drawer

Material Number: 09351790
UMRP/MAP Price: \$249
Retail Pricing: \$299



WTS510 W1/T1 Laundry Stand

Material Number: 9322300
UMRP/MAP Price: \$499
Retail Pricing: \$549



TRK 555 Dryer Basket

Material Number: 9614800
UMRP/MAP: \$69
Retail Pricing: \$79



Adaptor NEMA 14-30

Material Number: 10983750
UMRP/MAP: \$49
Retail Pricing: \$59

Accessories for Professional Laundry-Care Appliances



Washer and dryer stack

If there is not sufficient space available to install two appliances next to one another, most Miele washing machines and tumble dryers can be conveniently combined as a washer-dryer stack. In this arrangement, the washing machine is always installed under the tumble dryer.

For secure installation between the two appliances, Miele offers the APCL 001 stacking kit in stainless steel for the Little Giant washer and dryer. The stainless steel color blends seamlessly with the stainless steel fascia panel and the tops of the appliances.



Pedestal

For ergonomic purposes, the Little Giants can be installed and fixed onto pedestals making them easier to load and unload. Miele offers three different open bases in Octoblue color that come in 6", 12" and 19" tall. In addition, there are two closed base options in stainless steel color at 12" and 19" tall.


Professional Laundry Accessories

Product Overview



**APCL 001 PWM 908 and PDR 908
Stacking Kit**

Material Number: 11167420
UMRP/MAP Price: \$260
Retail Pricing: \$260



**APCL 002 PWM 908 and PDR 908
Octoblu Base, Open, 6" tall**

Material Number: 11318740
UMRP/MAP Price: \$425
Retail Pricing: \$425



**APCL 003 PWM 908 and PDR 908
Octoblu Base, Open, 12" tall**

Material Number: 11318780
UMRP/MAP Price: \$451
Retail Pricing: \$451



**APCL 007 PWM 908 and PDR 908
Octoblu Base, Open, 19" tall**

Material Number: 11318820
UMRP/MAP: \$625
Retail Pricing: \$625



**APCL 005 PWM 908 and PDR 908
Stainless Steel Base, Closed, 12" tall**

Material Number: 11318800
UMRP/MAP: \$625
Retail Pricing: \$625



**APCL 011 PWM 908 and PDR 908
Stainless Steel Base, Closed, 19" tall**

Material Number: 11318830
UMRP/MAP: \$783
Retail Pricing: \$783

Miele Care Collection

Product Overview - Cleaning and Cooking



Oven Cleaner - 500ml spray bottle

Material Number: 10162910
UMRP/MAP: \$12.99
Retail Pricing: \$12.99



Ceramic and Stainless Steel Cleaner - 250ml bottle

Material Number: 10173130
UMRP/MAP: \$12.99
Retail Pricing: \$12.99



Descaling tablets - 6 units

Material Number: 10178350
UMRP/MAP Price: \$19.99
Retail Pricing: \$19.99



Cleaning tablets - 10 tabs

Material Number: 11201250
UMRP/MAP Price: \$19.99
Retail Pricing: \$19.99



Cleaning agent for milk pipework - 100 packets

Material Number: 10182210
UMRP/MAP Price: \$39.99
Retail Pricing: \$39.99



Silicon grease for percolator unit

Material Number: 05132001
UMRP/MAP Price: \$11.99
Retail Pricing: \$11.99



DGClean

Material Number: 10172760
UMRP/MAP Price: \$14.99
Retail Pricing: \$14.99

Miele Care Collection

Product Overview - Dishwasher



CC2 Dishwasher Tablets - 60 Tabs

Material Number: 11295860
UMRP/MAP Price: \$29.99
Retail Pricing: \$29.99

PowerDisk for G7000 DW (Single)

Material Number: 11346690
UMRP/MAP Price: \$12.99
Retail Pricing: \$12.99

Set PowerDisk for G7000 DW (6 Units)

Material Number: 11346700
UMRP/MAP Price: \$69.99
Retail Pricing: \$69.99



CC2 Dishwasher Salt

Material Number: 10248600
UMRP/MAP Price: \$12.99
Retail Pricing: \$12.99

CC2 Rinse Aid

Material Number: 10198910
UMRP/MAP Price: \$10.99
Retail Pricing: \$10.99

Dishwasher Conditioner

Material Number: 09959340
UMRP/MAP Price: \$12.99
Retail Pricing: \$12.99



CC2 Dishwasher Freshener

Material Number: 10118510
UMRP/MAP Price: \$9.99
Retail Pricing: \$9.99

Miele Care Collection

Product Overview - Laundry



UltraWhite Powder - 5.5 lbs, 48 loads

Material Number: 10459720
UMRP/MAP Price: \$29.99
Retail Pricing: \$29.99



UltraColor Powder - 4 lbs, 48 loads

Material Number: 10459790
UMRP/MAP Price: \$29.99
Retail Pricing: \$29.99



UltraColor Liquid - 2 L, 33 loads

Material Number: 10223700
UMRP/MAP Price: \$19.99
Retail Pricing: \$19.99



Sensitive Skin Powder - 5.5 lbs, 48 loads

Material Number: 10459870
UMRP/MAP Price: \$29.99
Retail Pricing: \$29.99



WoolCare - 1.5 L, 37 loads

Material Number: 11517950
UMRP/MAP Price: \$24.99
Retail Pricing: \$24.99



Fabric Softener - 1.5 L, 50 loads

Material Number: 11518280
UMRP/MAP Price: \$12.99
Retail Pricing: \$12.99

Miele Care Collection

Product Overview - Laundry




Down Detergent - 250 ml, 13 loads

Material Number: 10225720
UMRP/MAP Price: \$19.99
Retail Pricing: \$19.99



Sportswear Detergent - 250 ml, 13 loads

Material Number: 10225930
UMRP/MAP Price: \$19.99
Retail Pricing: \$19.99



Outdoor Detergent - 250 ml, 13 loads

Material Number: 10226470
UMRP/MAP Price: \$19.99
Retail Pricing: \$19.99



Fabric Protector - 250 ml, 4 loads

Material Number: 10240630
UMRP/MAP Price: \$19.99
Retail Pricing: \$19.99



Descaler for Washing Machines and Dishwashers

Material Number: 10130990
UMRP/MAP Price: \$12.99
Retail Pricing: \$12.99

Miele Care Collection

Product Overview – Laundry (W1)



UltraPhase 1

Material Number: 11504560
 UMRP/MAP: \$19.99
 Retail Pricing: \$19.99



UltraPhase 2

Material Number: 10803750
 UMRP/MAP: \$19.99
 Retail Pricing: \$19.99



UltraPhase Set

Material Number: 11504740
 UMRP/MAP: \$94.99
 Retail Pricing: \$94.99



UltraPhase 1 Sensitive

Material Number: 10923660
 UMRP/MAP: \$22.99
 Retail Pricing: \$22.99



UltraPhase 2 Sensitive

Material Number: 10923680
 UMRP/MAP: \$22.99
 Retail Pricing: \$22.99



TwinDosCare

Material Number: 10563710
 UMRP/MAP: \$15.99
 Retail Pricing: \$15.99



Woolcare Capsules

Material Number: 10755570
 UMRP/MAP: \$9.99
 Retail Pricing: \$9.99



UltraDark Capsules

Material Number: 10755680
 UMRP/MAP: \$9.99
 Retail Pricing: \$9.99



Aqua Capsules

Material Number: 10755290
 UMRP/MAP: \$8.99
 Retail Pricing: \$8.99



Cocoon Capsules

Material Number: 10755520
UMRP/MAP: \$8.99
Retail Pricing: \$8.99



Nature Capsules

Material Number: 10755460
UMRP/MAP: \$8.99
Retail Pricing: \$8.99



Sport Capsules

Material Number: 10756450
UMRP/MAP: \$9.99
Retail Pricing: \$9.99



Booster Capsules

Material Number: 10755980
UMRP/MAP: \$9.99
Retail Pricing: \$9.99



DownCare Capsules

Material Number: 10756370
UMRP/MAP: \$9.99
Retail Pricing: \$9.99



Outdoor Capsules

Material Number: 10757030
UMRP/MAP: \$9.99
Retail Pricing: \$9.99



ImpraProtect Capsules

Material Number: 10757720
UMRP/MAP: \$19.99
Retail Pricing: \$19.99



SilkCare Capsules

Material Number: 10756190
UMRP/MAP: \$9.99
Retail Pricing: \$9.99



CottonRepair Capsules

Material Number: 10757450
UMRP/MAP: \$19.99
Retail Pricing: \$19.99

Miele Care Collection

Product Overview - Laundry (T1)



Aqua Pods

Material Number: 10813390
UMRP/MAP: \$14.99
Retail Pricing: \$14.99



Cocoon Pods

Material Number: 10813430
UMRP/MAP: \$14.99
Retail Pricing: \$14.99



Nature Pods

Material Number: 10813410
UMRP/MAP: \$14.99
Retail Pricing: \$14.99



Trim Kits

Product Overview

H 6560 B Trim Kit



EBA 6767

| Product | Material # | Description | Design | UMRP/MAP | Retail |
|----------|------------|----------------------|-------------|----------|--------|
| EBA 6767 | 09632220 | 27" (70 cm) Trim Kit | ContourLine | \$399 | \$399 |

Steam Oven, Combi-Steam Oven XL, Speed Oven Trim Kit



EBA 6707



EBA 6708



EBA 6808



EBA 6808 brws



EBA 6808 obsw



EBA 6808 grgr

| Product | Material # | Description | Design | UMRP/MAP | Retail |
|---------------|------------|---------------------|--------------------------|----------|--------|
| EBA 6707 | 10178290 | 27" (70cm) Trim Kit | ContourLine | \$399 | \$399 |
| EBA 6708 | 09632220 | 30" (76cm) Trim Kit | ContourLine | \$399 | \$399 |
| EBA 6808 | 09063520 | 30" (76cm) Trim Kit | PureLine | \$399 | \$399 |
| EBA 6808 brws | 09221330 | 30" (76cm) Trim Kit | PureLine Brilliant White | \$399 | \$399 |
| EBA 6808 obsw | 09863860 | 30" (76cm) Trim Kit | PureLine Obsidian Black | \$399 | \$399 |
| EBA 6808 grgr | 10754520 | 30" (76cm) Trim Kit | PureLine Graphite Grey | \$399 | \$399 |

Trim Kits

Product Overview

Coffee System and Microwave Trim Kit



EBA 6707 MC



EBA 6708 MC



EBA 6808 MC



EBA 6808 MC brws



EBA 6808 MC obsw



EBA 6808 MC grgr

| Product | Material # | Description | Design | UMRP/MAP | Retail |
|------------------|------------|---------------------|--------------------------|----------|--------|
| EBA 6707 MC | 10178300 | 27" (70cm) Trim Kit | ContourLine | \$399 | \$399 |
| EBA 6708 MC | 09767510 | 30" (76cm) Trim Kit | ContourLine | \$399 | \$399 |
| EBA 6808 MC | 09632220 | 30" (76cm) Trim Kit | PureLine | \$399 | \$399 |
| EBA 6808 MC brws | 09767530 | 30" (76cm) Trim Kit | PureLine Brilliant White | \$399 | \$399 |
| EBA 6808 MC obsw | 09863810 | 30" (76cm) Trim Kit | PureLine Obsidian Black | \$399 | \$399 |
| EBA 6808 MC grgr | 10754510 | 30" (76cm) Trim Kit | PureLine Graphite Grey | \$399 | \$399 |

Convection Oven (24in) and Combi-Steam Oven XXL Trim Kit




EBA 6768



EBA 6868



EBA 6868 brws



EBA 6868 obsw

| Product | Material # | Description | Design | UMRP/MAP | Retail |
|---------------|------------|---------------------|--------------|----------|--------|
| EBA 6768 | 10706070 | 30" (76cm) Trim Kit | CountourLine | \$399 | \$399 |
| EBA 6868 | 10706090 | 30" (76cm) Trim Kit | PureLine | \$399 | \$399 |
| EBA 6868 brws | 10706150 | 30" (76cm) Trim Kit | PureLine | \$399 | \$399 |
| EBA 6868 obsw | 10706100 | 30" (76cm) Trim Kit | PureLine | \$399 | \$399 |

Handles

Product Overview



Profi Handle DS 4040

Material Number: 07337320
UMRP/MAP Price: \$150
Retail Pricing: \$150

Compatible: dishwashers and refrigeration



Profi Slimline Handle

Material Number: 07479080
UMRP/MAP Price: \$150
Retail Pricing: \$150

Compatible: dishwashers and refrigeration



Classic Handle DS 4041

Material Number: 07337290
UMRP/MAP Price: \$150
Retail Pricing: \$150

Compatible: dishwashers and refrigeration



Square Handle DS 4042

Material Number: 07338270
UMRP/MAP Price: \$150
Retail Pricing: \$150

Compatible: dishwashers and refrigeration



Square Slimline Handle

Material Number: 09225620
UMRP/MAP Price: \$150
Retail Pricing: \$150

Compatible: dishwashers and refrigeration



Straight Handle DS 4044

Material Number: 07374330
UMRP/MAP Price: \$150
Retail Pricing: \$150

Compatible: dishwashers and refrigeration



Straight SF Handle

Material Number: 07215411
UMRP/MAP Price: \$150
Retail Pricing: \$150

Compatible: dishwashers and refrigeration



Straight Slimline Handle

Material Number: 07482860
UMRP/MAP Price: \$150
Retail Pricing: \$150

Compatible: dishwashers and refrigeration



Signature Handle DS 4045

Material Number: 09119720
UMRP/MAP Price: \$150
Retail Pricing: \$150

Compatible: dishwashers and refrigeration

Handles

Product Overview



Signature SF Handle

Material Number: 09020440
UMRP/MAP Price: \$150
Retail Pricing: \$150

Compatible: dishwashers and refrigeration



Signature Slimline Handle

Material Number: 09225810
UMRP/MAP Price: \$150
Retail Pricing: \$150

Compatible: dishwashers



PureLine Silhouette Handle DS 6808 – Clean Touch Steel™

Material Number: 09828400
UMRP/MAP/Retail Price: \$149

Compatible: dishwashers, refrigeration, and built-in cooking appliances



ContourLine Comfort Handle DS 6708 – Clean Touch Steel™

Material Number: 09828380
UMRP/MAP Price: \$149
Retail Pricing: \$149

Compatible: dishwashers, refrigeration, and built-in cooking appliances



ContourLine ComfortSwivel Handle DS 6718 – Clean Touch Steel™

Material Number: 09828390
UMRP/MAP Price: \$179
Retail Pricing: \$179

Compatible: dishwashers, refrigeration, and built-in cooking appliances



PureLine Silhouette Handle DS 6808 - Clean Touch Steel™/Black

Material Number: 09615950
UMRP/MAP/Retail Price: \$149

CleanTouch Steel/Black brackets
Compatible: built-in cooking appliances and custom panel dishwashers and refrigeration



PureLine Silhouette Handle DS 6808 - Chrome/Brilliant White

Material Number: 09828410
UMRP/MAP/Retail Price: \$149

Chrome/White brackets
Compatible: built-in cooking appliances and custom panel dishwashers and refrigeration



PureLine Silhouette Handle DS 6808 - Chrome/Graphite Grey

Material Number: 10820620
UMRP/MAP/Retail Price: \$149

Chrome/Grey brackets
Compatible: built-in cooking appliances and custom panel dishwashers and refrigeration

Signature Handles

Product Overview



PureLine Silhouette DS 6808 - Obsidian Black Handle

Material Number: 10083280
UMRP/MAP/Retail Price: \$149

Aluminum powder coating/Black brackets
Compatible: built-in cooking appliances and custom panel dishwashers and refrigeration



PureLine Silhouette 6808 - Brilliant White Handle

Material Number: 10083290
UMRP/MAP/Retail Price: \$149

Aluminum powder coating/White brackets
Compatible: built-in cooking appliances and custom panel dishwashers and refrigeration



Gold - Obsidian Black Handle DS6808

Material Number: 10083320
UMRP/MAP/Retail Price: \$199

Aluminum with gold plating/Black brackets
Compatible: built-in cooking appliances and custom panel dishwashers and refrigeration



Gold - Brilliant White Handle DS6808

Material Number: 10083330
UMRP/MAP/Retail Price: \$199

Aluminum with gold plating/White brackets
Compatible: built-in cooking appliances and custom panel dishwashers and refrigeration



Nature - Brilliant White Handle DS6808

Material Number: 10083360
UMRP/MAP/Retail Price: \$199

Chrome with weathered wood insert/White brackets
Compatible: built-in cooking appliances and custom panel dishwashers and refrigeration

Signature Handles

Product Overview



Vitro - Obsidian Black Handle DS6808

Material Number: 10083380
UMRP/MAP/Retail Price: \$199

Clean Touch Steel™ with Obsidian Black insert/
Black brackets
Compatible: built-in cooking appliances and custom
panel dishwashers and refrigeration



Vitro - Brilliant White Handle DS6808

Material Number: 10083390
UMRP/MAP/Retail Price: \$199

Chrome with Brilliant White insert/White brackets
Compatible: built-in cooking appliances and custom
panel dishwashers and refrigeration



Miele

Miele, Inc.
9 Independence Way
Princeton, NJ 08540

mieleusa.com
800.843.7231

Visit one of Miele's Experience Centers:

Beverly Hills
Boca Raton
Chicago
Coral Gables
Manhattan
Princeton
San Francisco
Scottsdale
Seattle
Tysons Corner