

Animal Health & Equine

Pet boarding, grooming, veterinary, rescues, & more.



Miele provides complete laundry solutions designed specifically for the needs of caring for sick animals. Efficient and reliable laundry management is essential for upholding the highest hygiene standards, ensuring the safety of animals, their owners, and clinic staff. Rely on Miele for expert support in maintaining strict hygiene protocols.



Shortest cycle programs



High Temperature Disinfection



Tested for 30,000 operating hours.

Keep laundry safe & clean.

- Miele patented Honeycomb™ drum ensures a gentle and thorough clean while further protecting your practices' textiles.
- 3D load balancing sensor
- Connectivity to automatic dispensing of detergents (up to 12)
- Special programs for animal health industry.

Choosing the right load size.

	Washable Items	in lbs.	20 lbs. Models	25 lbs. Models	30 lbs. Models	35 lbs. Models	45 lbs. Models	55 lbs. Models	75 lbs. Models
Animal Health	Standard Towels	0.4	50	63	88	100	113	150	200
	Plush Towels	0.5	40	50	70	80	90	120	160
	Standard Wash Cloths	0.1	300	417	583	667	750	1,000	533
	Plush Wash Cloths	0.1	200	250	350	400	450	600	800
	Pet Bedding/Pads	2.8	7	9	12	14	16	22	29
Janitorial	Cleaning rags	0.11	182	227	318	364	409	545	727
	Mop Heads 12"	0.5	40	50	70	80	90	120	160
	Mop Heads 24"	1.1	18	23	32	36	41	55	73
Equine	Saddle Pads	3	7	8	11	13	15	20	27
	Summer Blankets	10	2	2	3	2-3	4	5	7
	Winter Blankets	22	1	1	2	2	2	3	4

Small Space?



Side-by-side



Stacked

Benchmark Washer/Dryer Side-by-side

Washers	Load	Heating	Electrical	Color	Material
PWM 909	20 lbs.	EL, Drain Pump	208/240V/60Hz/1 Ph. 2 x 30 A	Iron Grey	12271880
PWM 909	20 lbs.	EL, Drain Valve	208/240V/60Hz/1 Ph. 2 x 30 A	Iron Grey	12271900
Dryers	Load	Heating	Electrical	Color	Material
PDR 910	20 lbs.	Gas	208/240V/60Hz/1 Ph. 2 x 30 A	Iron Grey	12271750
PDR 910	20 lbs.	EL	208/240V/60Hz/1 Ph. 2 x 30 A	Iron Grey	12271740

Benchmark Washer/Dryer Stacked

Product	Load	Electrical	Color	Material	
Stacked Bundle	2 x 20 lbs.	2 x 30 A (each)	Iron Grey	94006580	
Included in Bundle					
Product	Load	Heating	Electrical	Color	Material
PDW 909	20 lbs.	EL, Drain Pump	208/240V/60Hz/1 Ph. 2 x 30 A	Iron Grey	12345880
PDR 909	20 lbs.	EL	208/240V/60Hz/1 Ph. 2 x 30 A	Iron Grey	12345890
APWM 018	Connector Kit for washers PWM 20-25 lbs. To be installed on a wall or on the washer.				12406170

Most Efficient.








Side-by-side

Benchmark Washer/Dryer Side-by-side

Washers	Load	Heating	Electrical	Color	Material
PWM 912	25 lbs.	No Heater	240V/60Hz/1 Ph. 2 x 20 A	Iron Grey	11803090
PWM 912	25 lbs.	No Heater	240V/60Hz/1 Ph. 2 x 20 A	SS	11803080
PWM 912	25 lbs.	EL	208V, 240V/60Hz/3 Ph 3 x 30 A	SS	11803070
Dryers	Load	Heating	Electrical	Color	Material
PDR 914	30 lbs.	Gas	208/240V/60Hz/1 Ph. 2 x 15 A	Iron Grey	12012130
PDR 914	30 lbs.	Gas	208/240V/60Hz/1 Ph. 2 x 15 A	SS	12012120
PDR 914	30 lbs.	EL	208/240V/60Hz/3 Ph. 3 x 50 A	SS	12012110

Recommended Accessories

Product	Description	Color	Material No.
 APWM 019	APWM 019 Connector Box, PWM 12-20 kg. 1-6 dispenser pumps.		12406180
 APWM 029 APCL 054	APWM 029 Stainless Steel Base, Closed 12" PWM 909 APWM 054 Stainless Steel Base, Closed 12", PWM 912	SS	11791960 11792160
 APWM 033 APWM 037	APWM 033 Iron Grey Base, Open 12", PWM 909 APWM 038 Iron Grey Base, Open 12", PWM 912	Iron Grey	11776400 11792140
 APCL 061	Protective bag, padded for optimum protection of buckles on horse blankets.		11678220
 APWM 900	Drain Box. Installed between machine and drain to prevent clogging.	SS	11637370