

Miele

A sparkling performance and uncompromising hygiene

Miele Professional. Immer Besser.



Professional dishwashers from Miele – the obvious choice for restaurant owners and kitchen chefs



The Miele Professional dishwashers represent a clear response to the dishwashing needs of restaurants, hotels, care homes, hospitals, schools and child care. Miele dishwasher model PG 8061 is the product of choice in meeting the most stringent cleaning quality and hygiene requirements.

Quality

Perfect cleaning performance, a brisk pace and stamina are the attributes attached to a dishwasher which can be seen as a professional chef's best friend. Miele confirms the great trust placed in it by users with a typical combination of high-quality materials, perfect workmanship, mature and sophisticated technology and practical innovations.

Performance

While the professionals in the kitchen rise to the challenges of their task, Miele dishwashers are hard at work producing sparkling results cycle after cycle. No matter whether they are coping with mountains of dishes, glasses, cutlery or pots and pans – in the rough and tumble of everyday work, you can rely on all your wares being ready for use again in next to no time.

Efficiency

Economy and ecology are often two sides of the same coin in modern commercial kitchens. The new Miele dishwashers combine economic efficiencies with the careful use of resources in the most exemplary of ways. Fresh water dishwashers excel in terms of high plate throughput rates, short cycles and low operating costs, making them the most efficient proposition for many commercial kitchens.

'Forever better' has been Miele's promise of top-class products, safe processes and a sense of responsibility towards the environment for well over 110 years.

- A family-run company now managed by the fourth generations of the founding families
- A product policy with a clear focus on quality, innovation and sustainability
- Dishwashers 'Made in Germany'
- Design prizes for innovative, functional and durable products
- Entire systems from a single supplier
- Lower operating costs over entire product life cycle (Total Cost of Ownership)
- Service excellence through service network providing blanket coverage



With Miele Professional, you are committing to advanced technology, smart innovations and decades of experience in the development of commercial dishwashing systems for professionals.

Ready to rise to any challenge – equipped with all that is needed from one single source

Dishwashers –
reliable performance as the basis for perfect results

Accessories –
maximum material protection and ergonomics

Miele ProCare Shine detergents and rinse aid –
for sparkling results and the long-term preservation of value

Service –
advice and assistance in Miele quality





The Professional dishwashers with
the unique fresh water circulation
system

PG 80 model series





Miele
PROFESSIONAL

120 min
120 min
120 min

120 min
120 min
120 min

OK

OK

OK

OK

OK

OK

OK

OK

OK

OK

OK

OK

OK

OK

OK

OK

OK

OK

Highlights on fresh water dishwashers



Fresh water system

Miele Professional is the only commercial manufacturer with fresh water circulation dishwashers in its wide model range. Like no other dishwashing system, Miele's fresh water circulation system ensures consistently high levels of cleaning performance by taking in fresh water between individual phases of a program cycle. This replacement of water prevents any build-up of food debris and thereby meets the highest demands regarding perfect cleaning. A powerful heater pump with a maximum throughput of 400 l/min ensures intense water circulation and the excellent distribution of rinse aid for a sparkling finish. A thorough final rinse is carried out at a temperature adjusted to the washed items. This process ensures perfect dishwashing results and a very high standard of hygiene that significantly exceeds the requirements for commercial dishwashers.



Very short cycles

Are fast cycle times and sparkling results important to you? Then the dishwashers from Miele Professional are the perfect choice: Connections for hot water, intelligent dishwashing technology and a powerful heater pump ensure optimum program durations and cleaning results. Take advantage of innovative features that make your dishes sparkle day after day in the shortest time.



Low consumption values

Cost-cutting the environmental way: Miele Professional dishwashers excel in terms of extremely low consumption and are acclaimed for maximum efficiency. The aim at the product design stage is to achieve perfect dishwashing results by using recyclable materials and no more water, energy and detergent than is absolutely necessary.

Overview of further product benefits



Perfect integration into kitchen runs and countertops

For a perfect appearance, the dishwasher can be easily installed under a worktop. The machine can be adjusted as needed to suit the height of the countertop. The required niche width is 23 5/8" | 60 cm.



Modifiable program parameters

For top-class dishwashing results and hygiene, various parameters, for example, temperature, holding time and water volume, can be precisely tailored to on-site requirements.



User convenience

The 3-line display in the centre of the control panel provides information on the selected program and the current program status. Important program parameters can be conveniently changed using the intuitive touch controls. The control panel is in stainless steel with a color-coordinated surround.



Highly effective filter system

In Miele Professional dishwashers, the extremely effective filter system plays an important role. The permanent filtering of the wash water results in optimum cleaning results whilst protecting the machine from damage to the greatest degree possible.



Plastic baskets on two levels

19 3/4 x 19 3/4" | 500 x 500 mm plastic baskets can be used on 2 levels in Miele Professional dishwashers. An optional stainless steel carrier must be used in the upper basket. The basket supplied as standard is used as the carrier on the lower level. The three spray arms allow perfect cleaning results to be achieved on both washing levels.



Connection for dispenser module

To simplify the use of liquid detergents and rinse aid, up to 2 liquid dispensing modules can be optionally connected, depending on the model. Precise dispensing ensures perfect cleaning results. In addition, automatic liquid dispensing makes handling easier.



Patented door salt container

The integrated salt container allows ergonomic refilling with the door half open. The salt can therefore be refilled without having to stoop and reach into the wash cabinet or remove the lower basket.



Perfect GlassCare

Soft water helps to ensure thorough cleaning, but it is aggressive towards glass. This is why Miele Professional dishwashers use Perfect GlassCare in the glasses program. This technology adjusts the water hardness precisely so that all the glasses are thoroughly but gently cleaned.

Commercial dishwashers

Fresh water system



Dishwasher	PG 8056 (208V)	PG 8056 (240V)
Theoretical capacity [plates/baskets/h]	380/20	380/20
Shortest cycle (without drying)	6 mins.	6 mins.
Programs	13	13
External dimensions, excl. lid H, W, D	32 5/16, 23 5/8, 22 7/8"	32 5/16, 23 5/8, 22 7/8"
External dimensions, excl. lid H, W, D	820, 600, 580 mm	820, 600, 580 mm
Height adjustable machine feet	+ 2 1/4" + 60 mm	+ 2 1/4" + 60 mm
Water connections	CW and HW, max. 149°F 65°C	CW and HW, max. 149°F 65°C
Integrated water softener, max. 60 gr/gal	•	•
Electrical connection	2AC 208V 60Hz	2AC 240V 60Hz
Total rated load	5.8 kW	5.8 kW
Material number	09862620	09862610
Article number	61805650USA	61805655USA

PG 8056

Ideal for hotels, restaurants, catering businesses and canteens, bistros and cafés, clubs and schools

Plus

- Connection for liquid dispensing system
- Use of plastic baskets possible on two levels in combination with optional stainless-steel supports
- Can be installed as an undercounter unit; optional freestanding installation
- ADA compliant

PG 8056 is already equipped with

- 1 x O 891 upper basket for cups (height adjustable)
- 1 x U 890 lower basket for inserts
- 1 x E 810 insert for dessert plates
- 2 x E 816 inserts for plates
- 2 x E 165 inserts for cutlery



Riedel recommends Miele Professional dishwashers

Commercial dishwashers

Fresh water system



Dishwasher	PG 8061 (208V)	PG 8061 (240V)
Theoretical capacity [plates/baskets/h]	152/8	152/8
Shortest cycle	15 mins.	15 mins.
Programs	6	6
External dimensions, excl. lid H, W, D	32 5/16, 23 5/8, 23 1/2"	32 5/16, 23 5/8, 23 1/2"
External dimensions, excl. lid H, W, D	820, 600, 600 mm	820, 600, 600 mm
Height adjustable machine feet	+ 2 1/4" + 60 mm	+ 2 1/4" 60 mm
Water connections	CW and HW, max. 149°F 65°C	CW and HW, max. 149°F 65°C
Aerosol steam condenser	•	•
Integrated water softener, max. 60 gr/gal	•	•
Electrical connection	3AC 208V 60Hz	3AC 240V 60Hz
Total rated load	5.8 kW	5.8 kW
Max. final rinse temperature	186°F 85°C	186°F 85°C
Material number	09799780	09801160
Article number	61806120USA	61806125USA

PG 8061

Industrial use only

For nursing homes, hospitals, child-care centers, offices, and other facilities that require a NSF/ANSI 3 certified dishwasher

Plus

- Temperature of 186°F | 85°C and 1 minute holding time as standard in final rinse
- Use of plastic baskets possible on two levels together with optional stainless-steel supports
- Connection for liquid dispensing system
- Can be installed as an undercounter unit; optional freestanding installation
- Temperature holding time programmable from 0-10 minutes
- ADA compliant
- NSF/ANSI 3 certified for sanitization

PG 8061 is already equipped with:

- 1 x O 891 upper basket for cups (height adjustable)
- 1 x U 890 lower basket for inserts
- 1 x E 810 insert for dessert plates
- 2 x E 816 inserts for plates
- 2 x E 165 inserts for cutlery

The wfk Institute recommends Miele's fresh water system to achieve the highest possible standards of hygiene.



Programs and parameters*

The correct solution to all needs



PG 8056 Program	Duration*	Main wash ¹	Final rinse ¹	Hold. time
Rapid	6 mins.	131°F 55°C	131°F 55°C	0.5 mins.
Normal		131°F 55°C	140°F 60°C	1 mins.
Universal	13 mins.	131°F 55°C	140°F 60°C	1 mins.
Intensive	22 mins.	149°F 65°C	140°F 60°C	1 mins.
China & Crystal		122°F 50°C	122°F 50°C	1 mins.
Glasses		122°F 50°C	Cold	-
Sanitize		151°F 66°C	158°F 70°C	10 mins.
Utensils		140°F 60°C	Cold	1 mins.
Plastics		122°F 50°C	140°F 60°C	1 mins.
EnergySave	24 mins.	115°F 45°C	122°F 50°C	2 mins.
Reactivation				
Rinse				
Drain				



PG 8061 Program	Duration*	Main wash ²	Final rinse ²	Hold.time
Short	15 mins.	151°F 66°C	185°F 85°C	1 mins.
Universal	26 mins.	151°F 66°C	185°F 85°C	1 mins.
Intensive		151°F 66°C	185°F 85°C	1 mins.
Reactivation				
Rinse				
Drain				

* when connected to hot water 149°F | 65°C

¹Selectable between 86°F | 30°C and 158°F | 70°C in 1°C increments and between 0 and 10 mins. in 1-minute increments.

²Selectable between 86°F | 30°C and 185°F | 85°C in 1°C increments and between 0 and 10 mins. in 1-minute increments.

Program	Application
Rapid (PG 8056)	"Quick wash" for washing consecutive lightly soiled loads with fresh traces of easily removable food residue.
Normal (PG 8056) Short (PG 8061)	"Quick wash" for lightly soiled wash loads with fresh traces of easily removable food residues.
Universal	Wash program for normally soiled items.
Intensive	Wash program for heavily soiled items.
China & Crystal (PG 8056)	Special program for glasses with gentle main wash.
Glasses (PG 8056)	Special program for beer glasses with cold final rinse without rinse aid.
Sanitize (PG 8056)	Program for improved hygiene.
EnergySave / Economy (PG 8056)	Low-consumption program for dishes with average levels of soiling, slightly extended cycle (24 minutes)
Utensils (PG 8056)	Special program for washing cutlery.
Plastics (PG 8056)	Special program for plastic items requiring reduced spray pressure and twice the amount of rinse aid for good drying results.
Rinse	Used for rinsing heavily soiled items and to prevent food remains from drying on the items.
Drain	Program to drain water from the wash cabinet.
Reactivating	Reactivation program to start the reactivation of the built-in water softener manually.



The fastest commercial dishwashers using the fresh water circulation system.



PG 8056



The PG 8056 dishwasher is ideal for up to 40 cycles per day in hotels, restaurants, bakeries and bistros, clubhouses and schools.

The new Miele dishwashers combine speed, efficiency, performance and cost-effectiveness.

- Shortest cycle 6 mins.
- Two rack levels for maximum capacity
- Capacity of up to 20 baskets/h
- Mixed loads comprising dishes, plates, glasses, cutlery and pots and pans possible
- Highest efficiency, up to 40 cycles per day
- Optional use of plastic baskets on two levels in combination with stainless-steel carriers (available separately).

The fresh water circulation system ensures consistently high cleaning performance on a variety of load types.

- Load-specific programs with adapted process parameters
- Three spray arms distribute water from all angles to ensure full coverage
- Excellent rinse results thanks to powerful circulation pump with integrated heating
- Water softener as standard feature

Even the most exacting of hygiene demands are met by special programs.

- Separate fresh intakes of water for main wash and final rinse
- Sanitize program with extended rinse
- Final rinse temperatures of up to 158°F | 70°C
- Easy-to-clean internal and external surfaces
- 3-line text display



Perfect hygiene when it comes to washing dishes is simply expected in all catering businesses and canteens. Maximum hygiene is, above all, high on the agenda in YOPI operations, i.e. those dealing with Young, Old, Pregnant or Immunosuppressed persons. In this setting, Miele HYGIENE models offering high main wash temperatures represent a valuable contribution towards systematic infection control.

For industrial use only.

Uncompromising hygiene

In smaller kitchens, e.g. in day cares and primary schools, but also in the living quarters associated with sheltered housing, there are often dishwashers in use which are not geared to providing maximum hygiene. With Miele commercial dishwashers operating on the fresh water circulation principle, it is possible to comply with even the strictest of hygiene regulations. Hygiene models are specifically designed for this application, with programmes with a high final rinse temperature and appropriate temperature holding times.

Miele wash parameters for hygiene with good safety margins

- Separate fresh intakes of water for the main wash and final rinse phases
- Intensive filtration of wash water
- Thermal disinfection programs (do not require the use of disinfectant)
- Final rinse temperature of 185°F | 85°C and 1 minute holding time
- Built-in water softener eliminates descaling cycles with harsh chemicals
- Steam condenser and AutoOpen allow gentle and efficient drying

Tested for efficiency

The wfk Institute of Applied Research in Krefeld, Germany, has endorsed Miele's fresh water circulation system as implemented in the new PG 80 series, confirming excellent standards of cleaning and hygiene.



wfk Institute for Applied Research, Krefeld, Germany

Excellent cleaning performance for glasses - for wineries, restaurants and caterers



A sparkling finish for your wine glasses

The PG 80xx models feature specific programs and process parameters to achieve sparkling glassware.

In each glassware program, the water hardness is adjusted to ensure the perfect care of glassware (Perfect GlassCare).

The built-in softener delivers water with the optimum degree of hardness - soft water allows detergent to be used sparingly and prevents visible calcium deposits on glassware, cutlery and machine. No need for polishing and machine descaling.

Sparkling results

For many, a glass of wine, sparkling wine or champagne goes hand in glove with a good meal or a pleasant evening in company.

Rightly so, restaurateurs expend great effort in their selection of good wines.

At the same time, restaurants, hotels, wineries, catering companies and canteens simply expect a dishwasher to produce first-class results when it comes to the glasses.

High flexibility

Depending on the application, wire baskets with separate inserts for various types of glassware can be used. Similarly, the use of plastic baskets on 2 levels is possible using optional carriers. This combines a high load capacity with the benefit of providing a safe storage system for glassware.



'In our hotel, the Miele dishwasher produces a spotless finish several times a day. What we see as being the biggest benefit is that we can run mixed loads consisting of dishes, glasses and cutlery.'

Svenja Bergmann, Hotel Sonnenhof







Accessories from Miele Professional

For perfect dishwashing results and ergonomics

The perfect match for dishwashers from Miele Professional: Practical accessories with the proverbial Miele quality help you to achieve greater efficiency, better ergonomics and improved protection of materials in all the routine work in a commercial kitchen – and allow you to profit fully from the capacity of your high-quality machine in all situations.

Accessories for a perfect workflow

Accessories from Miele Professional allow dishwashing processes to be integrated into a smooth-running and efficient organisation – particularly in situations where space is at a premium.

- Stackable plastic baskets for the transportation and storage of large quantities of crockery and glassware
- Open, plastic-coated wire baskets produce exceptional cleaning results and allow loads to dry fast
- Bases for an ergonomic working height on freestanding units

Upper and lower baskets for PG 8056 and PG 8061



O 891 upper basket

- With E 810
- Plastic-coated wire basket
- 2 hinged cup racks for 20 cups
- 2-stage height adjustment by 2" | 50 mm
- Integrated spray arm, rear docking
- Max. vertical clearance 7 7/8" | 200 mm
- H 7 1/2, W 20 1/2, D 19 1/4"
- H 190, W 518, D 486 mm



O 892 upper basket

- With E 812 and 2 glass rails
- Plastic-coated wire basket
- Integrated spray arm, rear docking
- Max. vertical clearance 7 7/8" | 200 mm
- H 7 1/2, W 20 1/2, D 19 1/4"
- H 190, W 518, D 486 mm



U 890 lower basket

- Plastic-coated wire basket
- For baskets, 19 3/4 x 19 3/4" | 500 x 500 mm
- H 4, W 21, D 20 3/8"
- H 100, W 532, D 517 mm




U 881 lower basket

- Plastic-coated wire basket
- Fixed insert for 54 saucers
- For combination with E 809 top insert for 23 cups Ø 3 9/16" | 90 mm
- H 4, W 20 7/8, D 20 3/8"
- H 98.5, W 529, D 515 mm

Article	Features	Mat. no.	Art. no.
O 891	Upper basket for cups/saucers, etc.	9548970	67.1891.01
O 892	Upper basket for glasses	9548990	67.1892.01
U 890	Lower basket for inserts	9549130	67.1890.01
U 881	Lower basket with fixed insert for saucers	4906620	67.1881.02

Basket carriers for PG 8056 and PG 8061



O 899 upper basket carrier

- Plastic-coated wire basket
- Integrated spray arm, rear docking
- 2-stage height adjustment by 2 " | 50 mm
- Max. vertical clearance 7 7/8" | 200 mm
- H 7 1/2, W 20 1/2, D 19 1/4"
- H 190, W 518, D 486 mm



O 885 upper basket carrier

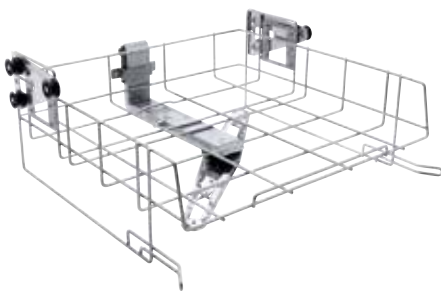
- Stainless steel
- For 19 3/4 x 19 3/4" | 500 x 500 mm baskets
- Max. vertical clearance 5 1/8" | 130 mm
- H 4 3/4, W 20 7/8, D 20 3/8"
- H 119, W 530, D 516 mm
- Integrated spray arm, rear docking



U 876 open-fronted carrier

- Stainless steel
- For 19 3/4 x 19 3/4" | 500 x 500 mm baskets and various inserts
- Max. vertical clearance 9 1/16" | 230 mm*
- H 2, W 21 1/8, D 19 3/4"
- H 50, W 535, D 500 mm

* With O 885 upper basket carrier



O 898 upper basket carrier

- Stainless steel
- Integrated spray arm, rear docking
- For various inserts (1/2)
- 2-stage height adjustment by 2 3/8" | 60 mm
- Max. vertical clearance 9 1/2" | 240 mm
- H 8 1/8, W 20 3/4, D 19 7/16"
- H 206, W 527, D 494 mm
- For use in PG 8061



Sample load arrangement:

PG 8056 with Stand1-80 AE conversion kit with O 885 and U 890 and U 502 and U 508 baskets

Article	Features	Mat. no.	Art. no.
O 899	Upper basket for inserts	9549040	67.1899.01
O 885	Upper basket for inserts	9548960	67.1885.01
U 876	Lower basket for inserts	9549160	67.1875.01
O 898	Upper basket for inserts	10114490	67.1898.01

Inserts for upper and lower baskets for PG 8056 and PG 8061



E 816 plate insert

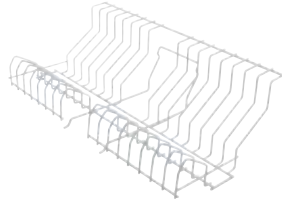
- Plastic-coated wire basket
- For use in U 890 lower basket
- 2 positions possible

Load arrangement without cutlery holder

- For 19 plates, Ø 13" | 330 mm

Load arrangement with cutlery holder E 165

- For 16 plates, Ø 13" | 330 mm



E 216 plate insert

- Plastic-coated wire basket
- For use in U 890 lower basket
- For 15 plates, Ø 9.4" | 240 mm
- Accommodates E 165 cutlery holder



E 810 plate insert

- Plastic-coated wire basket
- For use in O 891 upper basket
- 33 saucers or 17 dessert plates



E 888 plate insert

- Plastic-coated wire basket
- For use in U 890 lower basket
- 18 plate Ø 11.8" | 260 mm or
9 plates Ø 13 3/4" | 350 mm
- Rests spaced 1 1/4" | 30 mm apart
- Rest height 7" | 175 mm
- H 7, W 18 1/8, D 18 1/8"
- H 175, W 460, D 460 mm



E 809 lower basket top insert

- Plastic-coated wire basket
- Fits on top of U 881 lower basket
- For 23 cups, Ø 3.5" | 90 mm
- H 2 7/8, W 20, D 19 1/2"
- H 71, W 506, D 495



E 9 insert

- Plastic-coated wire basket
- For use in U 890 lower basket
- For pots and pans, bowls and dishes
- Rests spaced 1 7/8" | 45 mm apart
- Rest height 4 1/4" | 105 mm
- H 4 5/8, W 8 7/8, D 16 1/2"
- H 115, W 225, D 416 mm


Article	Features	Mat. no.	Art. no.
E 816	Plate insert for lower basket	9549190	67.5816.01
E 216	Plate insert for lower basket	3809080	67.5216.01
E 810	Plate insert for upper basket	9549010	67.5810.01
E 888	Plate insert for lower basket	5018690	67.5888.01
E 809	Top insert for lower basket	5018650	67.5809.01
E 9	Insert for large individual items	3808260	67.5009.01

Inserts for fresh water dishwashers for PG 8056 and PG 8061




E 165 cutlery holder

- Plastic holder
- For use in E 816 and E 216
- 3 compartments, each
2 3/4 x 2 1/2" | 70 x 64 mm
- H 4 3/8, W 2 7/8, D 8 5/8"
- H 110, W 70, D 218 mm



E 167 cutlery holder

- Plastic holder
- For use in U 506 plate basket
- 7 compartments
- H 4 1/4, W 17 3/8, D 2"
- H 106, W 440, D 50 mm




E 437 cutlery insert

- Stainless-steel container with carrying handle
- For use in O 898 top carriage and U 876 bottom carriage
- 18 compartments, 5.9 x 4.4" | 59 x 44 mm
- 2 compartments, 5.9 x 5.9" | 59 x 59 mm
- 16 compartments, 4.4 x 4.4" | 44 x 44 mm
- H 2 7/8 (5 1/16 w. handle), W 8 3/8, D 17 1/4"
- H 70 (128 with handle), W 211, D 436 mm




E 884 insert

- Plastic-coated wire basket
- For use in U 890 lower basket
- 10 large trays or platters
- Trays max: 19 3/4 x 12 5/8" | 500 x 320 mm
- Rests spaced 1 3/8" | 32 mm apart
- Rest height 7" | 175 mm
- H 7, W 18 1/8, D 18 1/8"
- H 175, W 460, D 460 mm



APFD 400 rail

- For safe positioning of lightweight, shallow items on the cup rack
- Accommodate 6 feeding cup lids
- For use in upper basket



APFD 401 insert

- Stainless steel
- Suitable for 60 medication beakers, max. height 1 5/8" | 42 mm
- Suitable for 10 x APFD 402
- Fitted with 10 rows with distance between rails of 1 7/16" | 36 mm
- H 2 1/4, W 16 5/16, D 8 11/16"
- H 58, W 414, D 220 mm

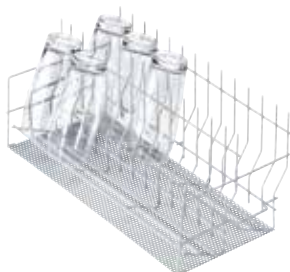
Illustrated: APFD 401 with 2 x APFD 402.

APFD 402 insert

- Plastic
- Suitable lids for 8 lids for medication beakers, with Ø 1 1/8 to 1 3/8" | 28 to 35 mm
- For use in APFD 401
- H 1 1/4, W 1 1/2, D 8 3/16"
- H 31, W 38.5, D 208 mm

Article	Features	Mat. no.	Art. no.
E 165	Cutlery holder, 3 compartments	3808830	67.5165.01
E 167	Cutlery holder, 7 compartments	9508730	67.6167.01
E 437	Cutlery holder, 36 compartments	4326640	67.5437.01
E 884	Insert for baking sheets, platters	5018680	67.5884.01
APFD 400	Holding bracket	10869860	67.5400.01
APFD 401	Insert for medication cups	10869810	67.5401.01
APFD 402	Insert for medication cup lids	10869850	67.5402.01

Inserts for upper and lower baskets for PG 8056 and PG 8061



E 205 glassware insert

- Plastic-coated wire basket
- For use in U 890 lower basket
- For 17 glasses, Ø 2.6" | 66 mm
- Rest height 8 3/4" | 220 mm
- Perforated plate to reduce impact of water jets
- Max. glass height 10 3/4" | 270 mm
- H 8 3/4, W 9 5/8, D 19 1/2"
- H 221, W 243, D 494 mm




E 459 glassware insert

- Stainless steel
- For use in U 876 lower basket
- For 12 glasses, Ø 2.8" | 70 mm
- Max. glass height 8.7" | 220 mm
- H 6 3/4, W 7 7/8, D 18 1/8"
- H 170, W 200, D 460 mm



E 815 glassware insert

- Plastic-coated wire basket
- For use in U 890 lower basket
- For 10 wheat beer glasses
- Rests spaced 3 3/4" | 95 mm apart
- Rest height 9 1/2" | 240 mm
- H 10, W 8 3/4, D 20 1/4"
- H 252, W 220, D 513 mm




E 812 glassware insert

- Plastic-coated wire basket
- For use in O 891 and O 892 upper baskets
- 7 glasses with a diameter of 2.4" | 60 mm



E 166 perforated plate

- For use, e.g. in U 890 or U 876 lower baskets
- H 1/16, W 18 1/8, D 18 1/8"
- H 1, W 460, D 460 mm



E 10 perforated plate (illustrated on left)

- Perforated plate, plastic-coated
- For use in U 890, U 880, U 876
- Hole size 11/16 x 11/16" | 17 x 17 mm
- W 19 1/2, D 8 3/4"
- W 495, D 222 mm

E 11 perforated plate (illustrated on right)

- Perforated plate, plastic-coated
- For use in O 899
- Hole size 11/16 x 11/16" | 17 x 17 mm
- W 18 1/8, D 8 3/4"
- W 460, D 222 mm

Article	Features	Mat. no.	Art. no.
E 205	Glassware insert	3808980	67.5205.01
E 459	Glassware insert	4326630	67.5459.01
E 815	Glassware insert	5018670	67.5815.01
E 812	Glassware insert	9742240	67.5812.01
E 166	Perforated plate	3808850	67.5166.01
E 10	Perforated plate	9627360	67.5009.10
E 11	Perforated plate	9752140	67.5009.15

Baskets for PG 8056 and PG 8061 dishwashers

Basket size 19 3/4 x 19 3/4" | 500 x 500 mm



U 502 plate basket

- Plastic basket
- 6 or 9 rows
- Rests spaced 2.8" | 70 mm or 1.8" | 45 mm apart
- H 4 3/8, W 19 3/4, D 19 3/4"
- H 109, W 500, D 500 mm



U 503 cutlery basket

- Plastic basket
- Also suitable for sundae dishes
- Fine-mesh base
- H 4 3/8, W 19 3/4, D 19 3/4"
- H 109, W 500, D 500 mm



U 504 cutlery basket

- Plastic-coated wire basket
- Plastic cutlery holder
- 9 compartments
- Compartment size 4 1/4 x 4 1/4" | 106 x 106 mm
- H 5 3/4, W 19 3/4, D 19 3/4"
- H 145, W 500, D 500 mm




U 505 multi-purpose basket

- Plastic basket
- Interior height 6.3" | 160 mm
- Coarse-mesh base
- H 7 3/4, W 19 3/4, D 19 3/4"
- H 195, W 500, D 500 mm



U 506 plate basket

- Plastic-coated wire basket
- 8 rows
- Rests spaced 2 1/4" | 54 mm apart
- Accommodates E 167 cutlery holder
- H 3 5/8, W 19 3/4, D 19 3/4"
- H 92, W 500, D 500 mm



U 507 bistro basket

- Plastic-coated wire basket
- Spacing (long) 3.6 x 4.4 x 3.9" | 92/113/98 mm
- Spacing (short) 2.1 x 2 x 2" | 52/49/49 mm
- H 6 1/2, W 19 3/4, D 19 3/4"
- H 165, W 500, D 500 mm

Article	Features	Mat. no.	Art. no.
U 502	Plate basket	9508610	67.6502.01
U 503	Cutlery basket	9508660	67.6503.01
U 504	Cutlery basket	9508670	67.6504.01
U 505	Multi-purpose basket	9508680	67.6505.01
U 506	Plate basket	9508640	67.6506.01
U 507	Bistro basket	9508700	67.6507.01

Baskets for PG 8056 and PG 8061 dishwashers

Basket dimensions 19 3/4 x 19 3/4" | 500 x 500 mm

U 313/2: 20 7/8 x 19 3/4" | 530 x 500 mm



U 508 cup basket

- Plastic basket
- 4 rows
- For cups, Ø 3.9" | 100 mm
- H 4 1/8, W 19 3/4, D 19 3/4"
- H 104, W 500, D 500 mm



U 313/2 basket for trays

- Plastic basket with pre-fitted skids
- With insert for 10 trays, 20.5 x 11.4" | 520 x 290 mm
- Rests spaced 1" | 24 mm apart
- Rest height 6 3/8" | 160 mm
- H 7 1/8, W 20 7/8, D 19 5/8"
- H 179, W 530, D 498 mm



U 520 glassware basket

- Plastic basket
- 6 x 6 compartments
- Compartment size 2 7/8 x 2 7/8" | 73 x 73 mm
- H 4 1/8, W 19 3/4, D 19 3/4"
- H 104, W 500, D 500 mm



U 524/1 glassware basket

- Plastic-coated wire basket
- 4 rows for glasses, Ø 3.9" | 100 mm
- H 7 1/4, W 19 3/4, D 19 3/4"
- H 184, W 500, D 500 mm



U 525/1 glassware basket

- Plastic-coated wire basket
- 5 rows for glasses, max. Ø 3.1" | 80 mm
- H 7 1/4, W 19 3/4, D 19 3/4"
- H 184, W 500, D 500 mm

Article	Features	Mat. no.	Art. no.
U 508	Basket for cups	9508650	67.6508.01
U 313/2	Basket for trays	9688930	67.6313.05
U 520	Glassware basket	9581370	67.6167.01
U 524/1	Glassware basket	10094770	67.6520.01
U 525/1	Glassware basket	10094780	67.6524.02

Glassware baskets for PG 8056 and PG 8061 dishwashers

19 3/4 x 19 3/4" | 500 x 500 mm basket sets with shallow top frame




U 534 glassware basket set

- Plastic basket with extender set (short and long extenders)
- 4 x 4 compartments
- Compartment size 4 1/2 x 4 1/2" | 113 x 113 mm
- H 4 1/16 - 6 13/16 - 9 1/4, W 19 3/4*, D 19 3/4"
- H 104 - 173 - 233, W 500*, D 500 mm




U 535 glassware basket set

- Plastic basket with extender set (short and long extender)
- 5 x 5 compartments
- Compartment size 3" | 90 x 90 mm
- H 4 1/16 - 6 13/16 - 9 1/4, W 9 3/4*, D 19 3/4"
- H 104 - 173 - 233, W 500*, D 500 mm



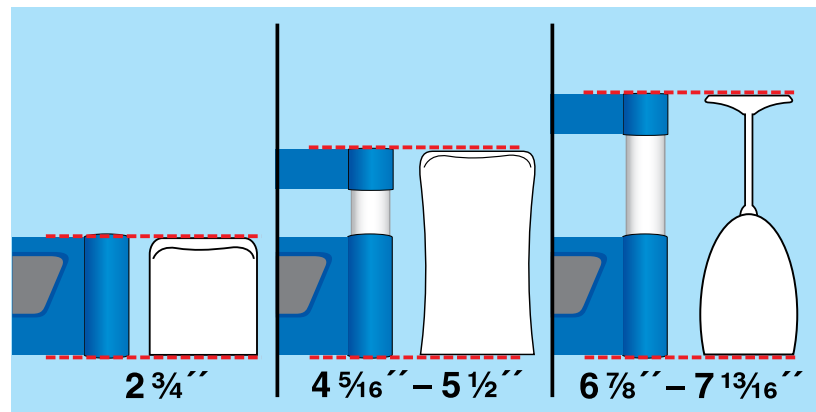
U 536 glassware basket set

- Plastic basket with extender set (short and long extenders)
- 6 x 6 compartments
- Compartment size 2 7/8 x 2 7/8" | 73 x 73 mm
- H 4 1/16 - 6 13/16 - 9 1/4, W 19 3/4*, D 19 3/4"
- H 104 - 173 - 233, W 500*, D 500 mm



U 537 glassware basket set

- Plastic basket with extender set (short and long extenders)
- 7 x 7 compartments
- Compartment size 2 1/2 x 2 1/2" | 63 x 63 mm
- H 4 1/16 - 6 13/16 - 9 1/4, W 19 3/4*, D 19 3/4"
- H 104 - 173 - 233, W 500, D 500 mm



Glass heights for all basket sets with shallow top frame:


- Max. 2 3/4" | 73 mm without extenders and without top frame
- 4 5/16 - 5 1/2" | 110 - 140 mm with short extenders°
- 6 7/8 - 7 13/16" | 175 - 200 mm with long extenders°

° Depending on requirements, the basket can be fitted with securely fitting short or long spacers
 * Width with GN sides 20.9" | 530 mm

Article	Features	Mat. no.	Art. no.
U 534	16 glasses, shallow top frame	6997120	67.6534.01
U 535	25 glasses, shallow top frame	6984150	67.6535.01
U 536	36 glasses, shallow top frame	6984090	67.6536.01
U 537	42 glasses, shallow top frame	6984200	67.6537.01


Glassware baskets for PG 8056 and PG 8061 dishwashers

19 3/4 x 19 3/4" | 500 x 500 mm basket sets with high top frame




U 544 glassware basket set

- Plastic basket with extender set (short and long extenders)
- 4 x 4 compartments
- Compartment size 4 1/2 x 4 1/2" | 113 x 113 mm
- H 4 1/16 - 8 1/8 - 10 1/2, W 19 3/4*, D 19 3/4"
- H 104 - 206 - 266, W 500*, D 500 mm




U 545 glassware basket set

- Plastic basket with extender set (short and long extenders)
- 5 x 5 compartments
- Compartment size 3 5/8 x 3 5/8" | 90 x 90 mm
- H 4 1/16 - 8 1/8 - 10 1/2, W 19 3/4*, D 19 3/4"
- H 104 - 206 - 266, W 500*, D 500 mm



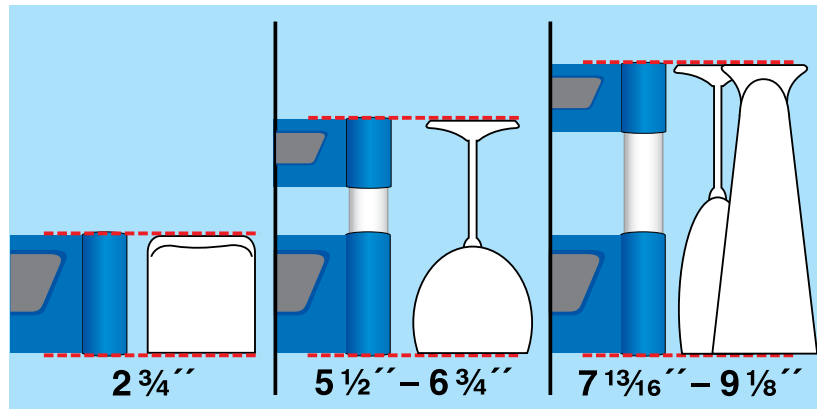
U 546 glassware basket set

- Plastic basket with extender set (short and long extenders)
- 6 x 6 compartments
- Compartment size 2 7/8 x 2 7/8" | 73 x 73 mm
- H 4 1/16 - 8 1/8 - 10 1/2, W 19 3/4*, D 19 3/4"
- H 104 - 206 - 266, W 500*, D 500 mm



U 547 glassware basket set

- Plastic basket with extender set (short and long extenders)
- 7 x 7 compartments
- Compartment size 2 1/2 x 2 1/2" | 63 x 63 mm
- H 4 1/16 - 8 1/8 - 10 1/2, W 19 3/4*, D 19 3/4"
- H 104 - 206 - 266, W 500*, D 500 mm



Glass heights for all basket sets with deep top frame:

- Max. 2 3/4" | 73 mm without extenders and without top frame
- 5 1/2 - 6 3/4" | 140 - 175 mm with short extenders°
- 7 13/16 - 9 1/8" | 200 - 230 mm with long extenders°

° Depending on requirements, the basket can be fitted with securely fitting short or long spacers
* Width with GN sides 20.9" | 530 mm

Article	Features	Mat. no.	Art. no.
U 544	16 glasses, deep top frame	6984190	67.6544.01
U 545	25 glasses, deep top frame	6984170	67.6545.01
U 546	36 glasses, deep top frame	6984130	67.6546.01
U 547	42 glasses, deep top frame	6984210	67.6547.01

Baskets for PG 8056 and PG 8061 dishwashers

19 3/4 x 19 3/4" | 500 x 500 mm basket sets with sloping bases



U 634 S glassware basket set

- Plastic basket with extender set (short and long extenders) and sloping base
- 4 x 4 compartments
- Compartment size 4 1/2 x 4 1/2" | 113 x 113 mm
- Shallow top frame
- H 4 1/16 - 6 13/16 - 9 1/4, W 19 3/4*, D 19 3/4"
- H 104 - 173 - 233, W 500*, D 500 mm



U 635 S glassware basket set

- Plastic basket with extender set (short and long extenders) and sloping base
- 4 x 5 compartments
- Compartment size 4 1/2 x 3 5/8" | 113 x 90 mm
- Shallow top frame
- H 4 1/16 - 6 13/16 - 9 1/4, W 19 3/4*, D 19 3/4"
- H 104 - 173 - 233, W 500*, D 500 mm



U 644 S glassware basket set

- Plastic basket with extender set (short and long extenders) and sloping base
- 4 x 4 compartments
- Compartment size 4 1/2 x 4 1/2" | 113 x 113 mm
- Deep top frame
- H 4 1/16 - 8 1/8 - 10 1/2, W 19 3/4*, D 19 3/4"
- H 104 - 206 - 266, W 500*, D 500 mm



U 645 S glassware basket set

- Plastic basket with extender set (short and long extenders) and sloping base
- 4 x 5 compartments
- Compartment size 4 1/2 x 3 5/8" | 113 x 90 mm
- Deep top frame
- H 4 1/16 - 8 1/8 - 10 1/2, W 19 3/4*, D 19 3/4"
- H 104 - 206 - 266, W 500*, D 500 mm

* Width with GN sides 20.9" | 530 mm

Article	Features	Mat. no.	Art. no.
U 634-S	16 glasses, with sloping bases	10322510	67.6634.01
U 635-S	20 glasses, with sloping bases	10322530	67.6635.01
U 644-S	16 glasses, with sloping bases	10322500	67.6644.01
U 645-S	20 glasses, with sloping bases	10322520	67.6645.01

Accessories for PG 8056 and PG 8061



ABL 50 spacer trim

- Option for build-in version of PG 8056 and PG 8061
- Allows height adjustment to 28" | 720 mm chamber size
- Height 2" | 50 mm
- Stainless steel



ABL 110 spacer trim

- For PG 8056 and PG 8061
- Trim to adjust height to casing height of 30.7" | 780 mm
- Height 4.3" | 110 mm
- Stainless steel



Stand 2 toe-kick conversion kit

- Option for build-in version of PG 8056 and PG 8061
- Toe-kick enclosure with 2 brackets
- H 5 5/8, W 23 5/8, D 5 5/8
- H 140, W 598, D 127 mm
- Stainless steel



Article	Features	Mat. no.	Art. no.
ABL 50	Spacer trim, stainless steel	9378030	67.2114.01
ABL 110	Spacer trim, stainless steel	10271160	67.2114.03
Stand2	Toe-kick, stainless steel	9456060	67.2116.05

Accessories for PG 8056 and PG 8061



Conversion kit Stand1-80

- For PG 8056 and PG 8061
- Includes toe-kick enclosure with 2 brackets, lid and rear panel to convert built-under unit into freestanding unit
- Stainless steel



DEF-80 lid

- For PG 8056 and PG 8061
- H 9/16, W 23 5/8, D 23 5/8"
- H 15, W 600, D 600 mm
- Stainless steel



BKS-80

- To attach kitchen furniture toe-kick panel
- Used to secure base fascia when dishwasher is installed at the end of a run of cabinetry



ADB

- Cover panel for undercounter use (between dishwasher and worktop)



BBF-80

- Floor anchoring



VGF-900

- Extended machine feet
- Max. height without lid 35 7/16" | 900 mm
- Height adjustable -0/+3 1/8 to 35 7/16" | -0/+80 to 900 mm

Article	Features	Mat. no.	Art. no.
Stand1-80	Freestanding conversion kit, stainless steel	9688950	67.2116.03USA
DEF-80	Lid in stainless steel	9715550	67.2160.05
BKS-80	Fitting kit	9715630	67.2115.05
ADB	Cover plate	9715590	67.2160.08
BBF-80	Floor anchoring	9715690	67.2115.08
VGF-900	Extended machine feet	9742270	67.5009.07

Accessories for PG 8056 and PG 8061



UO 30-60/80 base

- For combination with dishwasher
- Open
- Can be bolted to machine
- Stainless steel
- H 12 1/2, W 23 5/8, D 23 5/8"
- H 300, W 600, D 600 mm

UO 52-60/80 base (not illustrated)

- For combination with frontloading fresh water dishwashers
- Open
- Can be bolted to machine
- Stainless steel
- H 21 1/4, W 23 5/8, D 23 5/8"
- H 520, W 600, D 600 mm



UG 30-60/80 base

- For combination with dishwasher
- Box base with open front
- Can be bolted to machine
- Stainless steel
- H 12 1/2, W 23 5/8, D 23 5/8"
- H 300, W 600, D 600 mm

UG 52-60/80 base (not illustrated)

- For combination with frontloading fresh water dishwashers
- Box base with open front
- Can be bolted to machine
- Stainless steel
- H 21 1/4, W 23 5/8, D 23 5/8"
- H 520, W 600, D 600 mm



UG 70-60/80

- For combination with frontloading fresh water dishwashers
- Box base, bolted to machine, lockable door
- Stainless steel
- H 27 9/16, W 23 5/8, D 19 11/16"
- H 700, W 600, D 550 mm
- Housing unit for 2 dispenser modules (DOS G 80), 2 canisters for liquid products max. 10 l

Article	Features	Mat. no.	Art. no.
UO 30-60/80	Open base, 30 cm	9688890	67.3761.03
UO 52-60/80	Open base, 52 cm	9688900	67.3761.07
UG 30-60/80	Box base, H 30 cm	9688910	67.3761.04
UG 52-60/80	Box base, H 52 cm	9688920	67.3761.08
UG 70-60/80	Box plinth with door, 70 cm	10031420	67.3761.10

Accessories

Dispenser modules for PG 8056 and PG 8061



DOS G 80 Flex dispenser module

- Dispenser module for liquid detergent
- For dispensing max. 60 ml per minute, adjustable via machine controls
- Suction lance for 5 and 10 l canisters, total height 13 7/8" | 352 mm
- 'Container empty' indicator
- Flexible cap for canister thread diameters of 1 13/16 to 2 3/8" | 46 to 60 mm
- Length: Supply lead to machine: 9.2 ft | 2.80 m
- Length: Dispenser hose to siphon: 5.9 ft | 1.80 m
- Length: Dispenser hose to machine: 9.35 ft | 2.85 m
- Min. canister opening: 1 1/4" | 31 mm



DTD 1 drip tray

- Space for 2 canisters
- Secure place for 5 and 10 l canister sizes from the ProCare series
- Optimum emptying of the canisters due to storage at an angle
- Suitable for use in an adjacent unit
- H 2 9/16, W 16 15/16, D 10 7/16"
- H 65, W 430, D 265 mm

Article	Features	Mat. no.	Art. no.
DOS G 80 Flex	Dispenser module, 13 7/8" suction lance	10730850	67.7470.40USA
DTD 1	Drip tray	10695460	61.9100.01



ProCare Shine 12 GC

- de **Reinigungsmittel**. Table mit Aktivsauerstoff und kasserfölicher Folsäure. Användning: Zur Anwendung in gewerblichen Spülmaschinen. Dosierung: Legen und Kappe schließen.
- en **Cleaning agent**. Table, with active oxygen and water-soluble wrapper, or active chlorine. For use in commercial dishwashers. Dosage: place the dispenser in the door and close the flap. Consider the environment by programming and running a full machine. This helps to reduce water consumption.
- fr **Détergent**. Tablettes avec oxygène actif et film hydro-soluble, sans phosphates dans une version végétale professionnelle. Dosage : Placer la tablette dans le porte-verre puis fermer le couvercle.
- fi **Reinigungsmitel**. Tablettien, meli aktiivse aurustel en in water oplosbaar en actieve chloor. Voor gebruik in professionele afwasmachines. Dosering: doe de tabletten in de deur en sluit het deksel.
- de **Reinigungsmittel**. Tablettier med aktivt syre och vattenlöslig folie, utan avrörning i professionella diskmaskiner. Dosering: Lagg den i luckan.
- no **Reinigungsmitel**. Tablettier med aktivt oksygen og vannoppløselig folie og aktivt klor. For anvendelse i profesjonelle oppvaskmaskiner. Dosering: rengjøringsmiddelbeholderen og lukk lokket.
- pt **Pessoinhibidor**. Tablete ativohigienizadora e versukonele kásmelha, eva activhloro. Surtalesustentemáquinael. Anotação: Asseta tablete na cubeta.
- de **Reinigungsmitel**. Tablettier med aktivt it og vandopløselig folie. For brug i erhvervsopvaskmaskiner. Dosering: Læg tabletten i doseringsåbningen. PR Nr.: #133784
- fr **Détergent**. In table, con oxigeno activo e película idiosoluble senza fosfori, versio vegetal profesional industrial. Dosaggio: inserire la tab nel dosatore.
- fi **Reinigungsmitel**. Tablettier, meli aktiivse aurustel ja vesiliukonella kásmelha, eva aktivhloro. Surtalesustentemáquinael. Anotação: Asseta tablete na cubeta.
- en **Delegente**. En pastilha, con oxigeno activo y lamina hidrosoluble, libre de fosforos. Para utilizar en lavavajillas industriales. Dosificación: colocarla en el distribuidor de la puerta y cerrar la tapa.
- pt **Delegente**. Pastilhas, com oxigenio ativo e película solúvel em água, ativo. Para utilização em máquinas industriais de lavar louça. Dosagem: de detergentes e fechar a tampa.



M.Nr. 11 007 820
Ad.Nr. 81-9442-001

EU Ecolabel : AT/038/006



80 1,28 l

ProCare Shine from Miele Professional

Perfectly formulated detergents and rinse aid

The detergents and rinse aid from the ProCare Shine series were developed from the outset for use in Miele dishwashers. With their special formulation, they form the basis of professional dish care, guarantee ideal machine compatibility, are extremely economical in use and are an inspiration with the spotless results they achieve.

Unflinching in their battle against soil but gentle on loads.

- Perfect match for Miele Professional dishwashers
- Machine compatibility endorsed
- Top-class results with economical use of resources
- Liquid detergent for automatic dispensing
- Powder detergent and tablets for manual dispensing



Product	Properties
ProCare Shine 12 GC	<ul style="list-style-type: none"> • Detergent tablets wrapped in water-soluble foil • Universal cleaning agent with good cleaning performance for light to medium soiling • Awarded EU Eco label (AT/038/006)
ProCare Shine 10 MA	<ul style="list-style-type: none"> • Mildly alkaline liquid detergent • Universal cleaning agent with good cleaning performance for light to medium soiling • Very simple handling
Requires DOS G80 Flex dispenser	
ProCare Shine 40	<ul style="list-style-type: none"> • Liquid rinse aid • Universal applications
ProCare Universal 61	<ul style="list-style-type: none"> • Reactivation salt for integrated water softeners

Article	Size	Mat. no.
ProCare Shine 12 GC	Box of 80 tabs	11037820
ProCare Shine 10 MA	5 L canister	10923610
ProCare Shine 40	1 L bottle	10923710
ProCare Shine 40	5 L canister	10328030
ProCare Universal 61	6 kg box (3 x 2 kg)	09195780





Miele Professional Service

Excellent award – winning performance

Miele Professional is synonymous with exceptional quality – not least when it comes to service. Miele's service operation has repeatedly been awarded top marks for its service excellence.



Comprehensive service from the very start

- Extensive consultations prior to purchase
- Need analysis, feasibility studies, financing offers
- Help with selecting and configuring the ideal machine
- Professional support during delivery, installation and commissioning

Customized service contracts and inspections

- Regular checks and maintenance
- Optimum efficiency and machine reliability
- Contract models with tailored scope of services

Service to meet professional expectations

- Quality service and an extensive network of service technicians
- Guaranteed availability of key original spare parts for up to 15 years after the machine model is discontinued





Miele Professional
9 Independence Way
Princeton, NJ 08540

Toll Free: 800-991-9380
Fax: 609-419-4241

proinfo@mieleusa.com
www.mieleusa.com/professional

Immer besser

Since 1899, Miele - a family-run company - has subscribed to a clear corporate philosophy condensed into the two words 'Forever better'. Two words which form the foundation for the highest of quality and production standards and have given rise to the innovating prowess of a brand 'Made in Germany'. A brand promise which gives commercial users the certainty of having chosen the right product.

Award-winning

Miele products' unerring focus on top quality and dependability is the reason why Miele has been repeatedly voted best and most reliable brand, most recently in 2012. In major consumer surveys, Miele's product brand also comes out top in the 'Fair production conditions' category.

Single-source supply

Miele Professional offers commercial users durable and long-lasting washer-extractors and tumble dryers, dishwashers, washer-disinfectors and sterilizers together with accessories and standards of service and pre-sales advice which are of a similar quality. And, if things should go wrong, Miele's after-sales service operation has been acclaimed for many years in succession for its excellence.