

Miele

Benchmark

It
Pays
Off.



Miele Professional. Immer Besser.

Sets **New Standards.**

Experience top performance from day one with Miele's commercial Benchmark washing machines and dryers. Designed for maximum efficiency, top quality and noticeably more economical operation.

Two model versions – PERFORMANCE and PERFORMANCE PLUS – offer tailor-made solutions for a wide range of industries with high-quality German engineering. With load capacities ranging from 9 to 35 kg for washing machines and 10 to 44 kg for dryers, there is a model to suit every application.



Learn more about the
Benchmark models
www.miele.ie/pro/benchmark

Washer-Dryer Stack
PDW 909

Dryer
PDR 914
&
Washing Machine
PWM 912

Dryer
PDR 910
&
Washing Machine
PWM 909

Dryer
PDR 928
&
Washing Machine
PWM 927



Designed for **Maximum Performance.**

01


For Heavy Loads.

The Benchmark washing machines and dryers increase laundry throughput with their impressive load capacities of up to 35 kg and 44 kg respectively, optimising productivity while delivering remarkable energy and cost savings.

02

More Spin. Less Splash.

The PWM 927 washing machine has an extremely high spin speed of 542G, which is the market leader for 27 kg machines, and significantly reduces the residual moisture content of the laundry. However, all other models in the Benchmark Performance Plus series also achieve a g-factor of 500 and above thanks to BoostSpin 500G+, in all weight classes up to 35 kg. The result: significantly reduced residual moisture, considerably shorter drying times, increased laundry throughput – and therefore measurable savings in energy and operating costs.





Laundry Care at Its Best.

03

Smooth as Silk. To Any Fabric.

The patented Miele honeycomb drum with its unique honeycomb structure forms a thin layer of water during washing and an air cushion during drying. The laundry glides gently over it, protecting delicate fabrics and significantly extending their service life. At the same time, these durable machines offer impressive, robust construction and a long service life, reducing investment and replacement costs.

04

Effortless Operation.

The Benchmark series was developed for maximum user-friendliness in everyday work. With innovative OneFingerTouch technology, the machine door opens and closes automatically with the single touch of a finger – even when fully loaded. For greater convenience and safety. Ergonomic loading and unloading reduces physical strain and enables quick and convenient operation. Ideal for work environments with high laundry volumes, where every move counts.



Efficiency at the Touch of a Button.



More Programme Choice, Less Effort.

The new programming tool allows pre-installed programmes to be quickly adapted – for example, by customising settings such as temperature, holding times or water levels. For maximum flexibility, completely customised programmes can also be created as required – tailored precisely to specific requirements and textile challenges.

Convenient Operation Thanks to OneFingerTouch.

The innovative OneFingerTouch technology allows the large door to be opened and closed effortlessly with just one finger – for maximum convenience when loading and unloading. This is complemented by the modern M Touch Pro or M Touch Pro Plus control system: with its intuitive touch interface, it offers quick access to a wide range of programmes for a variety of requirements – and offers noticeable energy and cost savings.



Digital Process Optimisation.

Miele MOVE Connect is a software and your free entry point for connecting machines. Keep a digital eye on your machine fleet and gain valuable insights into performance, programme and consumption data.

Perfect Drying.



AirRecycling Flex

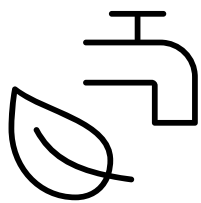
Uses residual heat for energy-efficient and fast drying, regardless of operating conditions. Ensures shorter running times, lower costs and uniform, precise drying.

PerfectDry

Continuously measures the residual moisture in the laundry and considers the conductivity of the water to deliver precisely tailored drying results. Prevents over- or under-drying – even with varying water quality.

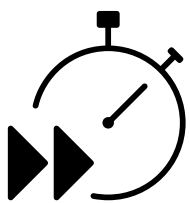


Move Your Business Forward.



Low consumption

Thanks to high load capacities and powerful spin performance, residual moisture is significantly reduced, which lowers the energy requirements for both process steps: washing and drying.



Shorter running times

Our machines deliver maximum power in every wash cycle: powerful motors, high spin speeds and intelligent programmes significantly reduce running times.



Maximum cost-effectiveness

Reliable in continuous operation: Our machines stand for maximum availability and reduce operating and maintenance costs in the long term. A strong investment in continuous performance and long-term efficiency – backed by excellent service.

Benchmark

It
Pays
Off.



* compared to previous models

The Performance Professionals.

PERFORMANCE

The Benchmark machines in the PERFORMANCE line meet all the requirements of modern laundry care – from thorough cleaning to gentle drying. Equipped with disinfection programmes as standard, their programmes can be flexibly adapted to different textiles and degrees of soiling. Various control options for the dryers – from classic time control (TOP) and solutions for coin-operated businesses (COP) to precise residual moisture control (ROP) – enable optimal use in a wide range of locations and for a variety of applications.



PERFORMANCE PLUS

PERFORMANCE PLUS stands for uncompromising hygiene, maximum efficiency and full control during every washing and drying process. Equipped with programmes for thermal and chemo-thermal disinfection, all settings can be individually adjusted – right down to the creation of your own programmes. In the drying process, the line features innovative AirRecycling Flex recirculation control and versatile heating options for maximum energy efficiency and fabric care. PERFORMANCE PLUS offers everything modern professionals need today: precise technology, well thought-out details – and the confidence of knowing you are equipped for any challenge.



Find out more about Performance &
Performance Plus models here
www.miele.ie/pro/benchmark

Protection at the **Highest Level.**

Miele PROtect offers you fast assistance and comprehensive protection for your commercial washing machines and dryers – so that your processes run smoothly at all times.



Repairs and spare parts

Our goal is always to fix any faults as quickly as possible. We are there for you, coordinate appointments and guarantee the availability of suitable spare parts – even 15 years after series production has ended.

Regular service

Regular preventive maintenance is essential to prevent malfunctions from occurring in the first place. Choose one of our routine options and benefit from long-term protection for your machines.

Tests and maintenance

Regular checks of the process parameters increase operational reliability and ensure a high standard of cleaning results. We are also happy to advise you on optimal machine maintenance.

There Is More To Protect.

100,000 x

The on/off switch on our washing machines and dryers is tested 100,000 times.



Reduction in CO₂ emissions

Miele is already climate neutral at all locations. We have also committed to reducing CO₂ emissions during the use phase of our products by **15%** between 2019 and 2030.

Spare parts are available for up to

15 years

after the machines have been discontinued.

Our **Benchmark washing machines** are tested for

30,000

operating hours.

We activate the **fluff filter flap** on our dryers

100,000 x



Find out more about our PROtect service solutions. www.miele.ie/pro/protect



Miele

Nothing Can Replace **Personal Contact.**

We look forward to working with you to find the best solution for your individual requirements.

Phone: 00353 (1) 4499260

Mon-Fri 9:00 a.m. - 17:15 p.m.



Or online at

www.miele.ie/pro/benchmark-contact