


**Miele**

MOVE YOUR LAB.



Miele  
**MOVE**

**Miele MOVE.** Your digital solution  
for efficient machine, data and  
process management.

**Miele Professional. Immer Besser.**

[miele.co.uk/p/move](https://miele.co.uk/p/move)

# Efficient machine, data and process management in the laboratory

## Miele MOVE

### Digitalisation: The way forward

Intuitive, transparent, efficient - Miele MOVE connects laboratory glasswashers, optimises processes and hence saves time and money. Digital solutions combine convenient user interfaces with useful functions and direct service support to continuously optimise work in your laboratory. Make your next move!



**Manage**  
all machine data  
yourself



**Optimise**  
your workflow and improve  
user safety



**Visualise**  
process and performance data  
and cost-saving potential



**Enable**  
greater process security  
and independence



#### Secure documentation Process data acquisition

**High standards of hygiene** apply when cleaning laboratory glassware. Miele MOVE helps you review and document the special programmes in place for this purpose with its in-depth **process data logging feature**: As full proof of hygiene compliance, this is much more extensive than traditional functions for capturing data.




#### Short response times Notifications

Many laboratory-based activities are extremely time-sensitive; downtimes and faults can put results at risk. Miele MOVE automatically informs you of the **status of your machines**. This way, your team is notified directly of the programme status or technicians can be alerted in the event of interruptions. This **speeds up processes**, boosts productivity and **reduces costs**.



#### Direct service contact Service optimisation

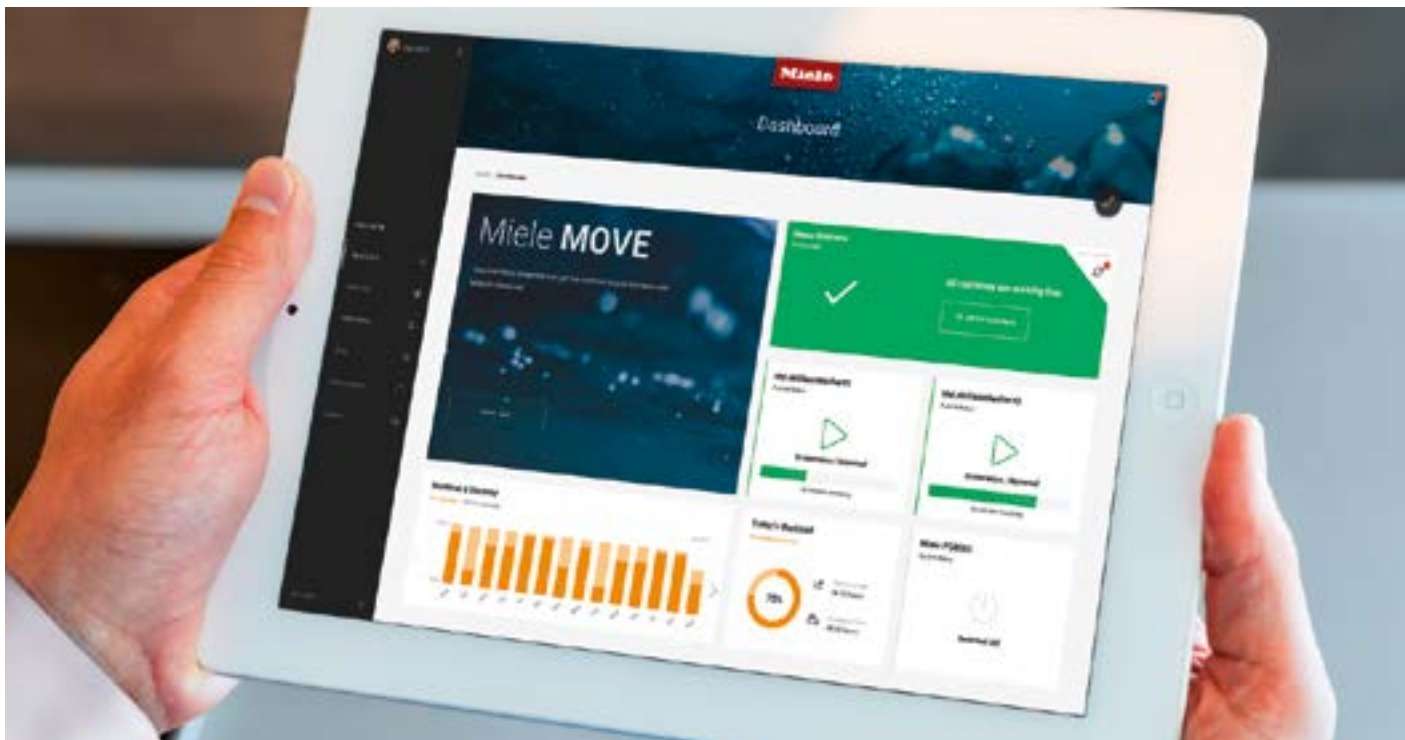
Laboratory glasswashers play a crucial role in a laboratory's hygiene processes. Miele MOVE **reduces downtimes**: the digital platform automatically generates detailed notifications which can be forwarded straight to Miele or an authorised Miele service partner by email. **This speeds up repairs**.



#### Intuitive user interface Dashboard & Widgets

Miele MOVE makes managing your compatible laboratory glasswashers convenient and secure. A clearly structured dashboard, **customisable widgets** and self-explanatory symbols let you concentrate on your work by checking the **hygiene status** at a glance.

# MOVE YOUR LAB.



## Individually adjustable Machine management

**Miele MOVE provides efficient support in optimising processes by capturing operating data from all machines to allow usage levels and frequency of use to be evaluated. This includes both machine and programme data for use in forecasting trends to simplify future capacity planning.**

Settings and notifications can also be adapted to suit individual needs, preferences and locations. As a result, staff are able to access relevant data independently and make sure that everyone has the information they need.



From August 1, 2022, the Miele laboratory glasswashers PG 8583, PG 8593, and PG 8583 CD will be **MOVE READY** thanks to an integrated communication module.



[miele.de/mielemove](https://miele.de/mielemove)

**Make your next move with Miele MOVE!**


Rid yourself of the constraints of laboratory management.

From 2023 onwards, laboratory glasswashers will be able to communicate with Miele MOVE.



**Miele**

Miele & Cie. KG, D-33332 Gütersloh  
[www.miele.co.uk/p/move](http://www.miele.co.uk/p/move)



Miele  
**MOVE**