


PFD 102 i [120V]

Integrated dishwasher

for large loads of dishware in households, offices and utility areas.



- Wash performance: 13 place settings in just 52 min[†]
- 13% less energy consumption**
- Perfect lighting for easy loading – BrilliantLight
- Everything completely dry – AutoOpen assisted drying
- Intuitive to operate thanks to clear fascia panel design

[†] Depending on site conditions (temperature of incoming water / power connection) values given may vary.

^{**} Based on the ECO program, compared to the predecessor model.


EAN: 4002516366867 / Material number: 11605430 / Old Material Number: 61010201USA

Construction type and design	
Model	Integrated dishwasher
Range	ProfiLine
Wash system	Fresh water front loader
Number of levels	2
Front	Without front
Side walls	Galvanised
Control panel color	Clean Touch Steel
Minimum front panel weight in lbs	4.0
Maximum front panel weight in lbs	11.0
Application	
Suitable for retirement and care homes	•
Suitable for hospitals	•
Suitable for Bed & Breakfast	•
Suitable for child care facilities	•
Suitable for universities and schools	•
Suitable for offices	•
Suitable for domestic use	•
Suitable for small businesses	•
Suitable for sports clubs	•
Performance data	
Tested virucidal efficacy	•
Certified hygiene	•
Circulation pump, Qmax in gal/min (l/min)	19.8 (75)
Shortest program duration in min.	52
Maximum final rinse temperature in °F (°C)	180 (82)
Cleaning performance, place settings/cycle	13
Service life in wash cycles	12500
Miele MOVE	
Network-enabled with Miele MOVE	•
Control	
Control system	Electronic controls
Program selection	Program selectors
Max. delay start in h	24
Countdown indicator	•
Programs [quantity]	8
Program sequence indicator	•
Choice of display language	•
Check filter indicator	•
Standard electrical connection	
Electrical connection	AC 120V 60HZ
Heater rating in kW	1.30
Total connected load in kW	1.40
Fuse rating in A	15
Length of power cord in ft (m)	5 (1.70)
NEMA plug: 5-15	•
Possible voltage variant 1	
Electrical connection	2N AC 120/208-240V, 60HZ
Heater rating in kW	3.50-3.80

PFD 102 i [120V]

Integrated dishwasher

for large loads of dishware in households, offices and utility areas.




EAN: 4002516366867 / Material number: 11605430 / Old Material Number: 61010201USA

Total connected load in kW	3.70-4.00
Fuse rating in A	30
Water connection/drainage	
Cold or hot water [number]	1
Required flow pressure in bar	1.00-10.00
Drain hose [DN]	22
Maximum delivery head for drain pump in inches (cm)	39 3/8 (100)
Integrated water softener	•
Maximum water hardness in gpg (mmol/l)	6.5 (6.50)
Water protection system	Waterproof system
Length of water inlet hose in inches (cm)	59 1/8 (150)
Length of water drain hose in inches (cm)	59 1/8 (150)
Dimensions and weight	
External dimensions, net height in inches	31 3/4 (805)
External dimensions, net width in inches	23 9/16 (598)
External dimensions, net depth in inches	22 1/2 (570)
External dimensions, gross height in inches	37 13/16 (960)
External dimensions, gross width in inches	26 7/16 (670)
External dimensions, gross depth in inches	27 9/16 (700)
Usable space in wash cabinet, width in inches (mm)	21 5/16 (540)
Usable space in wash cabinet, height in inches (mm)	20 1/8 (510)
Usable space in wash cabinet, depth of upper basket in inches (mm)	17 3/4 (450)
Usable space in wash cabinet, depth of lower basket in inches (mm)	17 3/4 (450)
In-feed height above floor in inches (mm)	8 5/16 (210)
Net weight [kg]	93 (42)
Gross weight in lbs.	109 (49)
Maximum floor load in N/m ²	1000
Emission values	
Emission sound pressure level in workplace (LpA)	35 dB(A) re 20 µPa
Sound power (LwA) in dB(A) re 1 pW	48.0
Programs	
Universal	•
Short	•
SaniWash	•
Cold/Pre-wash	•
Glasses	•
Plastic	•
EnergySave/Economy	•
Intensive	•
Baskets	
ExtraComfort P baskets	•
Flexible FlexLine basket design	•
FlexCare glass holder [number]	2
FlexCare cup rack [number]	1
Cutlery basket	•
Height-adjustable upper basket	•
Features	
Commercial-grade electrical connection	•

PFD 102 i [120V]

Integrated dishwasher

for large loads of dishware in households, offices and utility areas.



EAN: 4002516366867 / Material number: 11605430 / Old Material Number: 61010201USA

Drying	Active condensation drying, Additional drying, AutoOpen assisted drying
1 Combi dispenser/door for powder and liquid media	•
Wash cabinet made from high-quality stainless steel	•
LED Lighting	•
EcoFeedback	•
Brilliant GlassCare	•
Child lock	•
Adjustable final rinse temperature	•
Optical interface	•
SmartStart	•
FlexiTimer with EcoStart	•
WiFi module	•
Standards, test certificates, and symbols	
CE	•
Complies with Machinery Directive 2006/42/EC	•
VDE	•
EMC radio suppressed	•
DIN EN 17735	•
EN 1717	•
UL	•