

## WCA132 WCS 8kg Advantage

W1 front-loader washing machine:

A -10 %\* | 8 kg | 1400 rpm | CapDosing | Honeycomb drum | AddLoad



- Tested for 20 years of perfect laundry care\*
- Save even more energy with A -10 %\*\*
- Perfect supplement for specific applications – CapDosing
- Gentle laundry care thanks to the Miele honeycomb drum
- Add or remove individual items during the wash cycle with AddLoad

\* During the development phase of the W1 washing machine series, Miele tested models and core components in 5000 wash loads (= 5 wash loads per week for 50 weeks per year) in various programmes. More: [miele.com/20years](http://miele.com/20years)

\*\* 10 % more economical than the threshold value (52) for energy efficiency class A



EAN: 4002516960331 / Material number: 12946120 / Old Material Number: 11CA1321GB

### Construction type

Suitable for stacking	•
Door hinging	right
Side-by-side	•
Slot-in	•

### Model

Product brand	W1 Chrome Edition
Front-loader	•

### Spinning

Max. spin speed	1400
Rinse hold	•
Without spin function	•

### Design

Appliance colour	Lotus white
Control panel colour	Lotus white
Door design	Obsidian black with white ring
Rotary selector colour	Lotus White
Control panel version	Slanted
Control type	Rotary control
Display	EasyControl yellow

### Cleaning performance

CapDosing portioned dispensing	•
--------------------------------	---

### Gentle laundry care

Honeycomb drum	•
Load in kg	8.0

### User convenience

Delay start up to 24 hours	•
Time left display	•
AutoClean detergent drawer	•
AddLoad	•

### Efficiency and sustainability

Energy efficiency class (A–G)	A
More economical than the threshold value (52) for energy efficiency class A	10%
Weighted energy consumption per 100 operating cycles for the wash cycle in kWh	43
Weighted water consumption per cycle in l	48
Spin efficiency class (A–G)	B
Acoustic airborne noise emission class (spin cycle; A–D)	A
Sound emissions during spin cycle in dB(A) re 1 pW	72
Duration of the "ECO 40–60" programme at nominal capacity	219
Power rating in off mode in W	0.30
Low temperature wash "Cold" and "20 °C"	•
Automatic load control	•
Flow meter	•
Foam sensing	•
ProfiEco motor	•

WCA132 WCS 8kg Advantage

W1 front-loader washing machine:

A -10 %\* | 8 kg | 1400 rpm | CapDosing | Honeycomb drum | AddLoad



EAN: 4002516960331 / Material number: 12946120 / Old Material Number: 11CA1321GB

## Wash programmes

Cottons (coloureds)	•
Cottons with pre-wash	•
Minimum iron	•
Delicates	•
Woollens (hand-washable)	•
Express 20	•
Dark garments / Denim	•
Outerwear	•
Proofing	•
Separate rinse/Starch	•
Drain / Spin	•
ECO 40-60	•

## Washing extras

Short	•
Soak	•
Water plus	•
Additional rinse cycle	•

## Safety

Water protection system	Watercontrol-System
Safety lock	•
PIN-Code	•
Optical interface	•

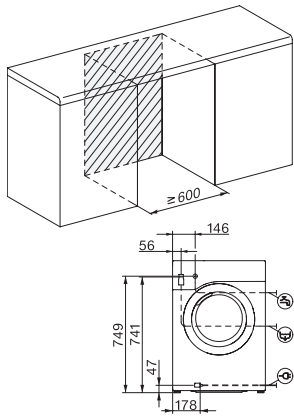
## Technical data

Dimensions (H x W x D) in mm	850 x 596 x 636
Dimensions in mm (width)	596
Dimensions in mm (height)	850
Dimensions in mm (depth)	636
Appliance depth in mm with opened door	1054
Appliance depth w/o door in mm	600
Weight in kg	82
Voltage in V	220-240
Fuse rating in A	13
Frequency in Hz	50
Total rated load in kW	2.10-2.40
Length of water inlet hose in m	1.60
Length of water drain hose in m	1.50
Length of supply lead in m	2
Length of supply lead in m	2.0
Length of supply lead in m	2

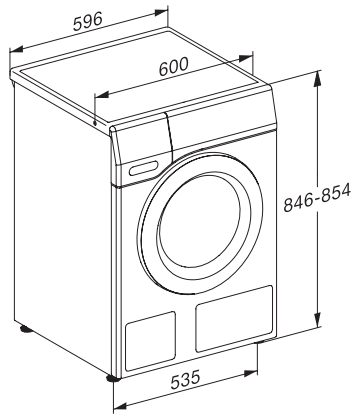
WCA132 WCS 8kg Advantage

W1 front-loader washing machine:

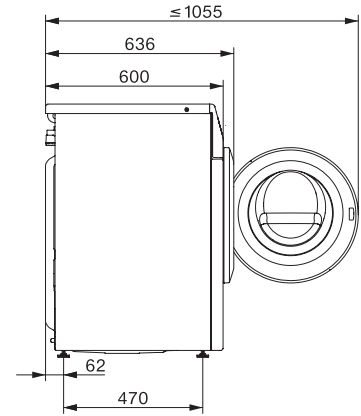
A -10 %\* | 8 kg | 1400 rpm | CapDosing | Honeycomb drum | AddLoad



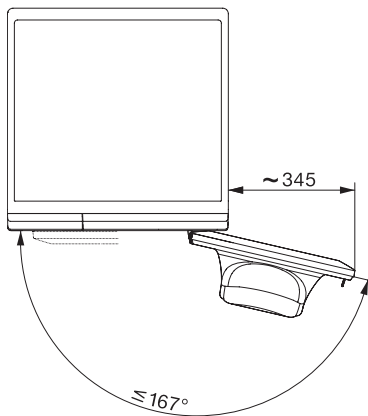
W1 installation drawing, slanted facia or straight facia, measures in mm



W1 drawing, slanted facia or straight facia, measures in mm



W1 drawing, slanted facia or straight facia, measures in mm



W1 drawing, slanted facia or straight facia, measures in mm