


KM 3054-1

Gas hob

with electronic functions for maximum safety and user convenience.



- Optimal – single-handed operation via rotary dials and QuickStart
- Elegant design – 942 mm wide gas on glass hob
- Particularly versatile – 5 burners incl. 1 dual wok
- Extremely safe – GasStop&Restart function
- Easy cleaning – dishwasher-safe ComfortClean pot rests


EAN: 4002516120223 / Material number: 10939870 / Old Material Number: 26305451GB

| Heating type  |                   |
|---|-------------------|
| Heating type  | Gas               |
| Construction type   |                   |
| Independent of cooker   | •                 |
| Design  |                   |
| Elegant glass ceramic surface                                     | •                 |
| Cast iron pot rests (matt black enamelled)                        | •                 |
| Cooking zone details  |                   |
| Number of cooking zones   | 5                 |
| Gas burner power rating   |                   |
| Small burner in kW  | 1.00              |
| Medium burner in kW   | 1.70              |
| Large burner in kW  | 2.70              |
| Dual wok burner in kW   | 4.70              |
| 1st cooking zone/cooking area                                     |                   |
| Position  | left centre       |
| Type  | Dual wok burner   |
| 2nd cooking zone/cooking area                                     |                   |
| Position  | rear centre       |
| Type  | Economy burner    |
| 3rd cooking zone/cooking area                                     |                   |
| Position  | rear right        |
| Type  | Standard burner   |
| 4th cooking zone/cooking area                                     |                   |
| Position  | front right       |
| Type  | Standard burner   |
| 5th cooking zone/cooking area                                     |                   |
| Position  | front centre      |
| Type  | High-speed burner |
| User convenience  |                   |
| Operation via knobs   | •                 |
| Electronic ignition with single-hand operation                    | •                 |
| QuickStart  | •                 |
| Cleaning and care   |                   |
| Easy to clean ceramic glass                                       | •                 |
| Dishwasher-proof pot rests  | •                 |
| Safety  |                   |
| Heat indicator  | •                 |
| Operational indicator   | •                 |
| GasStop & ReStart   | •                 |
| Technical data  |                   |
| Dimensions (H x W x D) in mm                                      | 53 x 942 x 526    |
| Dimensions in mm (width)  | 942               |
| Dimensions in mm (height)   | 53                |
| Dimensions in mm (depth)  | 526               |
| Cutout dimensions in mm (width) with surface-mounted installation | 916               |
| Cutout dimensions in mm (depth) with surface-mounted installation | 500               |
| Casing height incl. connection box in mm                          | 78                |

KM 3054-1

Gas hob

with electronic functions for maximum safety and user convenience.



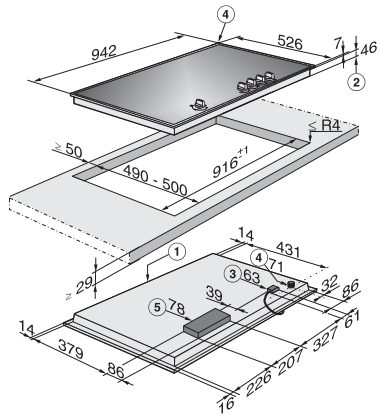
EAN: 4002516120223 / Material number: 10939870 / Old Material Number: 26305451GB

|                             |               |
|-----------------------------|---------------|
| Weight in kg                | 22            |
| Total rated load in kW      | 0.00-0.00     |
| Length of supply lead in m  | 1.4           |
| Dimensions in mm (width)    | Hinten rechts |
| Voltage in V                | 220-240       |
| Frequency in Hz             | 50-60         |
| <b>Accessories included</b> |               |
| Mains cable                 | Yes           |
| Wok ring                    | •             |
| Small trivet                | •             |

## KM 3054-1

### Gas hob

with electronic functions for maximum safety and user convenience.



KM 3054-1 G (installation drawing)

1. Front, 2. Casing depth, 3. Mains connection box with mains connection cable L = 2000 mm, 4. Gas connection R 1/2" - ISO 7-1 (DIN EN 10226)