


DAS 2920
Slimline cooker hood
with EasySwitch controls for convenient operation



- Classic design – stainless steel panel, 90 cm wide
- LED strip for uniform lighting
- Efficient filtration- 10-ply stainless-steel grease filter
- Safe and easy to clean – Miele CleanCover
- Recirculation mode – Active AirClean or Longlife AirClean filter



EAN: 4002516495888 / Material number: 11878180 / Old Material Number: 28S2920SGB

Construction type	
Slimline cooker hood	•
Construction type and design	
Colour	Stainless steel
Operating modes	
Type of air guide	Can be retrofitted
Recirculation conversion kit (order separately)	DUU 151
Active charcoal filter (order separately)	DKFS 31-P, DKFS 31-R
User convenience	
Electronic controls	•
Touch-on-glass controls	•
Booster levels	1
Easy-to-clean canopy interior – CleanCover	•
Efficiency and sustainability	
Energy efficiency class (A+++ – D)	A
Annual energy consumption in kWh/year	42.0
Fluid dynamic efficiency class	A
Lighting efficiency class	A
Grease filtering efficiency class	A
Filter system	
Number of dishwasher-safe stainless steel grease filters (10-ply)	1
Lighting	
LED	•
Number x W	1 x 3,2 W
Light intensity in Lx	275 lx
Colour temperature in K	3500 Kelvin
Fan	
Dual-action fan	•
AC motor	•
Exhaust air	
Air throughput in Level 1 (m ³ /h) according to EN 61591	195
Air throughput in Level 2 (m ³ /h) according to EN 61591	295
Air throughput in Level 3 (m ³ /h) according to EN 61591	410
Air throughput in Booster level (m ³ /h) according to EN 61591	555
Sound power in Level 1 (dB(A) re 1 pW) according to EN 60704-3	47.0
Sound power in Level 2 (dB(A) re 1 pW) according to EN 60704-3	54.0
Sound power in Level 3 (dB(A) re 1 pW) according to EN 60704-3	61.0
Sound power in Booster level (dB(A) re 1 pW) acc. to EN 60704-3	69.0
Sound pressure in Level 1 (dB(A) re 20 µPa) according to EN 60704-2-13	33.0
Sound pressure in Level 2 (dB(A) re 20 µPa) according to EN 60704-2-13	40.0
Sound pressure in Level 3 (dB(A) re 20 µPa) according to EN 60704-2-13	47.0
Sound pressure in Booster level (dB(A) re 20 µPa) acc. to EN 60704-2-13	55.0

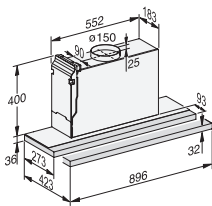
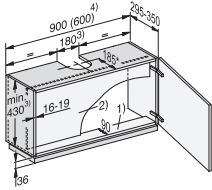
DAS 2920
Slimline cooker hood
with EasySwitch controls for convenient operation



EAN: 4002516495888 / Material number: 11878180 / Old Material Number: 28S2920SGB

Recirculation	
Air throughput in Level 1 (m ³ /h) according to EN 61591	190
Air throughput in Level 2 (m ³ /h) according to EN 61591	290
Air throughput in Intensive level (m ³ /h) according to EN 61591	550
Air throughput in Level 3 (m ³ /h) according to EN 61591	415
Sound power in Level 1 (dB(A) re 1 pW) according to EN 60704-3	52.0
Noise power level in Intensive level (dB(A) re 1 pW) according to EN 60704-3	75.0
Sound power in Level 2 (dB(A) re 1 pW) according to EN 60704-3	60.0
Sound power in Level 3 (dB(A) re 1 pW) according to EN 60704-3	68.0
Sound pressure in Level 1 (dB(A) re 20 µPa) according to EN 60704-2-13	38.0
Sound pressure in Level 2 (dB(A) re 20 µPa) according to EN 60704-2-13	46.0
Sound pressure in Level 3 (dB(A) re 20 µPa) according to EN 60704-2-13	54.0
Noise pressure level in Intensive level (dB(A) re 20 µPa) according to EN 60704-2-13	61.0
Safety	
Safety switch-off	•
Technical data	
Canopy width in mm	896
Canopy height in mm	36
Canopy depth in mm	273
Minimum height above electric hobs in mm	450
Net weight in kg	14.0
Length of supply lead in m	1.5
Standard plug fitted	•
Minimum safety distance above gas hobs (max. 12.6 kW total power, burner ≤ 4.5 kW) in mm	650
Total rated load in kW	0.20
Voltage in V	230
Fuse rating in A	10
Number of phases	1
Frequency in Hz	50
Installation notes	
Extraction ducting connection at top	•
Diameter of exhaust duct in mm	150
Accessories included	
Non-return flap	•
Optional accessories	
Active charcoal filter	Nein

DAS 2920 Slimline cooker hood with EasySwitch controls for convenient operation



DAS2920, DAS2920EXTA, DAS2922Living, DAS4920,
Installation drawings

1) The front section of the wall unit must be fitted with a base panel to secure the cooker hood. If the appliance is fitted further back, e.g. to accommodate a front panel, then the shelf depth should be deeper accordingly. , 2) If a partition wall is to be provided in the unit, it must be removable., 3) Extraction, recirculation with conversion kit DUU 150., 4) Mounting is also possible in a 600 mm wide cabinet., * In this installation situation, the deflector plate is flush with the front edge of the housing unit carcass. , If you wish to position the cooker hood further forward or further back (e.g. because it has a front panel), dimensions have to be adapted accordingly., , Extraction: the height of the wall unit and the cut-out dimensions must take into account any accessories fitted, e.g. silencer, recirculation hood conversion kit).