

WWH860 WCS PWash&TDos&8kg
W1 front-loader washing machine
with TwinDos and SingleWash for laundry care that saves time and energy.



- Precise and automatic detergent dispensing with TwinDos®
- QuickPowerWash ensures fast, efficient results in just 49 minutes
- Wash individual garments quickly and economically – SingleWash
- Miele@home – clever networking opens up new possibilities*
- Display & convenient operation at your fingertips – ComfortSensor

* Additional digital offer from Miele & Cie. KG. All smart applications are made possible with the Miele@home system. The range of functions can vary depending on the model and the country.



EAN: 4002516471981 / Material number: 11872990 / Old Material Number: 11WH8601GB

Construction type	
Suitable for stacking	•
Side-by-side	•
Slot-in	•
Door hinge	right
Model	
Product brand	W1 White Edition
Front-loader	•
Spinning	
Max. spin speed	1400
Rinse hold	•
Without spin function	•
Design	
Appliance colour	Lotus white
Control panel colour	Lotus white
Door design	Obsidian black with chrome ring
Rotary selector colour	Lotus White / Chrome ring
Control panel version	5° inclined
Control type	Rotary control
Display	ComfortSensor white, 1 line
Cleaning performance	
Innovative PowerWash technology	•
TwinDos automatic detergent dispensing	•
CapDosing portioned dispensing	•
Stains option	•
Certified virus hygiene	•
Gentle laundry care	
Honeycomb drum	•
Load in kg	8.0
User convenience	
Networking with Miele@home	•
Delay start up to 24 hours	•
Time left display	•
Programme sequence indicator	•
MultiLingua	•
AutoClean detergent drawer	•
AddLoad	•
Efficiency and sustainability	
Energy efficiency class (A–G)	A
Weighted energy consumption per 100 operating cycles for the wash cycle in kWh	47
Weighted water consumption per cycle in l	47
Spin efficiency class	B
Acoustic airborne noise emission class (spin cycle)	A
Sound emissions during spin cycle in dB(A) re 1 pW	67
Duration of the “ECO 40–60” programme at nominal capacity	219
Power rating in off mode in W	0.40
Power rating in networked standby in W	0.80
EcoFeedback	•

WWH860 WCS PWash&TDos&8kg

W1 front-loader washing machine

with TwinDos and SingleWash for laundry care that saves time and energy.



EAN: 4002516471981 / Material number: 11872990 / Old Material Number: 11WH8601GB

Low temperature wash "Cold" and "20 °C"	•
Automatic load control	•
Flow meter	•
Foam sensing	•
ProfiEco motor	•
Wash programmes	
QuickPowerWash	•
Automatic plus	•
Cottons (coloureds)	•
Minimum iron	•
Delicates	•
Shirts	•
Silk (hand-washable)	•
Woolens (hand-washable)	•
Express 20	•
Dark garments / Denim	•
Outerwear	•
Proofing	•
Sportswear	•
Down duvets	•
Pillows	•
Down	•
Curtains	•
Cottons hygiene	•
Clean machine	•
First wash	•
Separate rinse/Starch	•
Drain / Spin	•
ECO 40-60	•
Washing extras	
SingleWash	•
Short	•
Soak	•
Pre-wash	•
Water plus	•
Additional rinse cycle	•
Extra quiet	•
Pre-ironing with steam	•
Buzzer	•
AllergoWash	•
Quality	
Counterweights made of cast iron	•
Safety	
Water protection system	Watercontrol-System
Safety lock	•
PIN-Code	•
Optical interface	•
Technical data	
Dimensions in mm (width)	596
Dimensions in mm (height)	850
Dimensions in mm (depth)	643

WWH860 WCS PWash&TDos&8kg

W1 front-loader washing machine

with TwinDos and SingleWash for laundry care that saves time and energy.



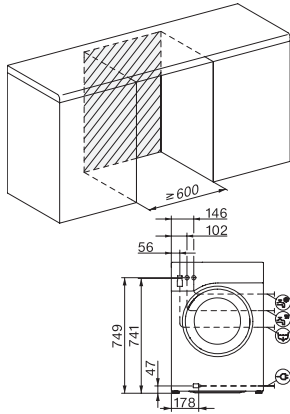
EAN: 4002516471981 / Material number: 11872990 / Old Material Number: 11WH8601GB

Appliance depth in mm with opened door	1077
Weight in kg	94
Total rated load in kW	2.10-2.40
Voltage in V	220-240
Fuse rating in A	13
Frequency in Hz	50
Length of supply lead in m	2
Length of supply lead in m	2.0
Accessories included	
3 Caps	•
UltraPhase 1 + 2	•
Voucher for 5 Miele UltraPhase cartridges	•
Available display languages	
Available display languages via MultiLingua	deutsch, english (GB), français (FR), hrvatski, italiano, magyar, nederlands, polski, română, slovenščina, srpski, türkçe, ελληνικά

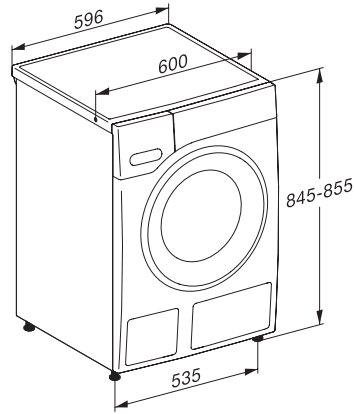
WWH860 WCS PWash&TDos&8kg

W1 front-loader washing machine

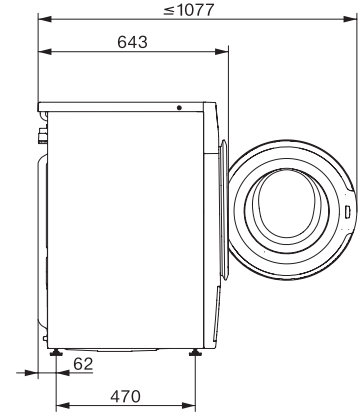
with TwinDos and SingleWash for laundry care that saves time and energy.



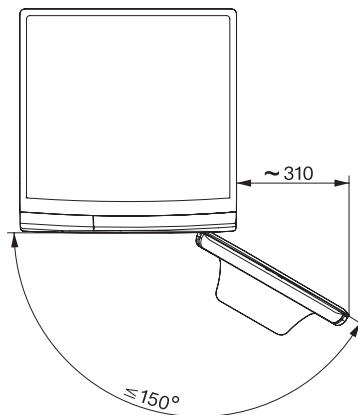
W1 drawing, facia 5 degree, measures in mm



W1 drawing, facia 5 degree, measures in mm



W1 drawing, facia 5 degree, measures in mm



W1 drawing, facia 5 degree, measures in mm