


PFD 101 i

Integrated dishwasher

For large amounts of crockery in households, office tea rooms and utility areas.



- Wash performance: 13 place settings in just 28 min*
- 13 % less energy consumption**
- Everything completely dry – AutoOpen assisted drying
- Intuitive to operate thanks to clear control panel design
- Flexible loading of load items for the best cleaning results

* Depending on site conditions (temperature of incoming water / power connection) values given may vary.

** Based on the ECO programme, compared to predecessor.




EAN: 4002516446163 / Material number: 11808020 / Old Material Number: 61010111GB

Construction type and version	
Construction type	Semi-integrated dishwasher
Range	ProfiLine
Wash system	Fresh water front loader
Number of levels	2
Front	Without front
Side panels	Galvanised
Fascia color	CleanSteel
Minimum front panel weight in kg	4.0
Maximum front panel weight in kg	11.0
Application	
Suitable for retirement and care homes	•
Suitable for guesthouses	•
Suitable for child care facilities	•
Suitable for universities and schools	•
Suitable for offices	•
Suitable for small businesses	•
Suitable for sports clubs	•
Performance data	
Tested virucidal efficacy	•
Proven hygiene	•
Circulation pump Qmax in l/min.	75
Shortest programme duration in min.	20
Maximum final rinse temperature in °C	82
Cleaning performance, place settings/cycle	13
Service life in wash cycles	12500
Miele MOVE	
Network-enabled with Miele MOVE	•
Control system	
Control system	Electronic controls
Programme selection	Programme selector buttons
Max. delay start in h	24
Time left display	•
Programmes [number]	8
Programme sequence indicator	•
Choice of display language	•
Check filter indicator	•
Standard electrical connection	
Electrical connection	AC 230V 50HZ
Heater rating in kW	6.10
Total connected load in kW	6.30
Fuse rating in A	32
Length of mains connection cable in m	1.70
Possible voltage variant 1	
Electrical connection	AC 230V 50HZ
Heater rating in kW	1.90
Total connected load in kW	2.10
Fuse rating in A	13

PFD 101 i

Integrated dishwasher

For large amounts of crockery in households, office tea rooms and utility areas.




EAN: 4002516446163 / Material number: 11808020 / Old Material Number: 61010111GB

Water connection/drainage	
Cold or hot water [number]	1
Required flow pressure in bar	1.00-10.00
Drain pump [DN]	22
Drain pump head height from floor level, max. in c	100
Integrated water softener	•
Maximum water hardness in mmol/l	6.50
Water protection system	Waterproof system
Length of water inlet hose in cm	150
Length of water drain hose in cm	150
Dimensions and weight	
External dimensions, height in mm	805
External dimensions, net width in mm	598
External dimensions, net depth in mm	570
External dimensions, gross height in mm	970
External dimensions, gross width in mm	670
External dimensions, gross depth in mm	670
Usable space in wash cabinet, height in mm	540
Usable space in wash cabinet, width in mm	510
Usable space in wash cabinet, depth of upper baske	450
Usable space in wash cabinet, depth of lower basket in mm	450
In-feed height above floor in mm	210
Required niche width in mm	600
Net weight [kg]	42
Gross weight in kg	49
Maximum floor load in N/m ²	1000
Emissions data	
Emissions – sound pressure at workplace	33 dB(A) re 20 µPa
Sound power (LwA) in dB(A) re 1 pW	0.0
Programmes	
Universal	•
Short	•
Hygiene	•
Cold/Pre-wash	•
Glasses	•
Plastics	•
Energy save/Eco	•
Intensive	•
Basket design	
ExtraComfort P baskets	•
Flexible FlexLine basket design	•
FlexCare glass holder [number]	2
FlexCare cup rack [number]	1
Cutlery basket	•
Height-adjustable upper basket	•
Features	
Drying	Extra drying, AutoOpen assisted drying, Active condensation drying
1 combi dispenser in the door for powder cleaning agent and rinsing agent	•

PFD 101 i

Integrated dishwasher

For large amounts of crockery in households, office tea rooms and utility areas.



EAN: 4002516446163 / Material number: 11808020 / Old Material Number: 61010111GB

Wash cabinet made from high-quality stainless steel	•
AutoClose	•
EcoFeedback	•
Brilliant GlassCare	•
Safety lock	•
Adjustable final rinse temperature	•
Optical interface	•
SmartStart	•
FlexiTimer with EcoStart	•
WiFi module	•
Efficiency and sustainability	
Load size of the ECO programme in place settings	13
Energy efficiency class (A–G)	E
Energy consumption of the ECO programme per 100 cycles in kWh	93
Water consumption of the ECO programme per cycle in l	12.0
Airborne noise emission rating (A–D)	C
Airborne noise emission in dB(A) re 1 pW	46
Programme running time of the ECO programme in min	250
Connection options	
External dispensing module for liquid detergent	•
Standards, test certificates and symbols	
CE	•
Complies with Machinery Directive 2006/42/EC	•
VDE	•
EMC radio suppressed	•
DIN EN 17735	•
EN 1717	•
UKCA	•