

CS 7102-1 FL
SmartLine element
with two burners



- Simple controls -single-handed operation via rotary dial control
- Elegant design – for flush or raised installation
- Seamlessly integrates with any SmartLine element
- Particularly versatile – 1 medium burner and 1 large burner
- Easy cleaning – dishwasher-safe ComfortClean pot rests

EAN: 4002516306252 / Material number: 11402730 / Old Material Number: 27710251GB

Heating type	
Heating type	Gas
Construction type	
SmartLine	•
Design	
Elegant glass ceramic surface	•
Flush	•
Ceramic surface colour	Black
Cast iron pot rests (matt black enamelled)	•
Surface-mounted installation	•
Cooking zone details	
Number of cooking zones	2
1st cooking zone/cooking area	
Position	front centre
Type	Standard burner
Size in mm	Ø 120-220
Max. rating in W	1700
2nd cooking zone/cooking area	
Position	rear centre
Type	High-speed burner
Size in mm	Ø 140-240
Max. rating in W	2700
User convenience	
Operation via sensor controls	Knob
Operation via knobs	•
Electronic ignition with single-hand operation	•
Cleaning and care	
Easy to clean ceramic glass	•
Dishwasher-proof pot rests	•
Safety	
GasStop	•
Technical data	
Dimensions (H x W x D) in mm	92 x 378 x 520
Dimensions in mm (width)	378
Dimensions in mm (height)	92
Dimensions in mm (depth)	520
Cut-out dimensions (W x D) with flush-fit installation in mm	358/382 x 500/524
Cutout dimensions in mm (width) with surface-mounted installation	358
Cutout dimensions in mm (depth) with surface-mounted installation	500
Casing height incl. connection box in mm	92
Internal cutout dimensions in mm (width) with flush installation	358
Internal cutout dimensions in mm (depth) with flush installation	500
Weight in kg	7
External cutout dimensions in mm (width) with flush installation	382
External cutout dimensions in mm (depth) with flush installation	524

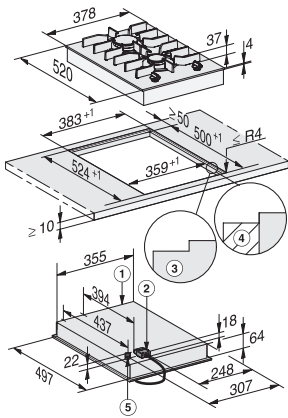
CS 7102-1 FL
SmartLine element
with two burners



EAN: 4002516306252 / Material number: 11402730 / Old Material Number: 27710251GB

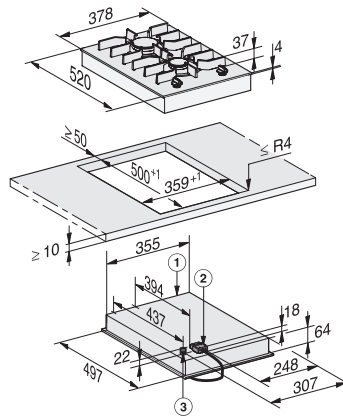
Total rated load in kW	4,40
Length of supply lead in m	1,4
Voltage in V	220-240
Frequency in Hz	50-60
Accessories included	
CSFG 7000 FlameGuard	•
Mains cable	Yes
Jets for natural gas	•
Jets for liquid gas	•

CS 7102-1 FL SmartLine element with two burners



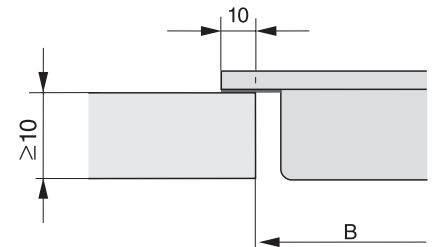
CS7102FL, CS7102-1FL flush (installation drawing)

1) Front, 2) Mains connection box with mains connection cable, L = 2000 mm, 3) Stepped cut-out, 4) Wooden frame 12 mm (supplied loose), 5) Gas connection 1/2 - ISO 7-1 (DIN EN 10226)

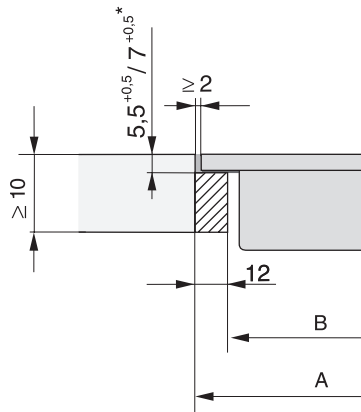


CS7102FL, CS7102-1FL (installation drawing)

1) Front, 2) Mains connection box with mains connection cable, L = 2000 mm, 3) Gas connection 1/2 - ISO 7-1 (DIN EN 10226)



CS 7000 FL (Installation drawing)



CS 7000 FL, flush (Installation drawing)

*7+0,5 = CS7611 (Wok)