




# ENERG

Miele

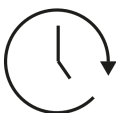
PWM 300 Smart Biz [EL DP]



**45** kWh / 



**7,0** kg



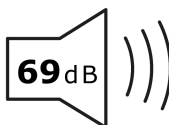
**3:19**



**37** L



A**B**CDEFG



A**B**CD