




# ENERG




Miele

G 7228 SCi XXL E



**54** kWh / 



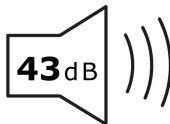
**14** x



**8,4** L



**3:50**



**43** dB

A**B**CD