



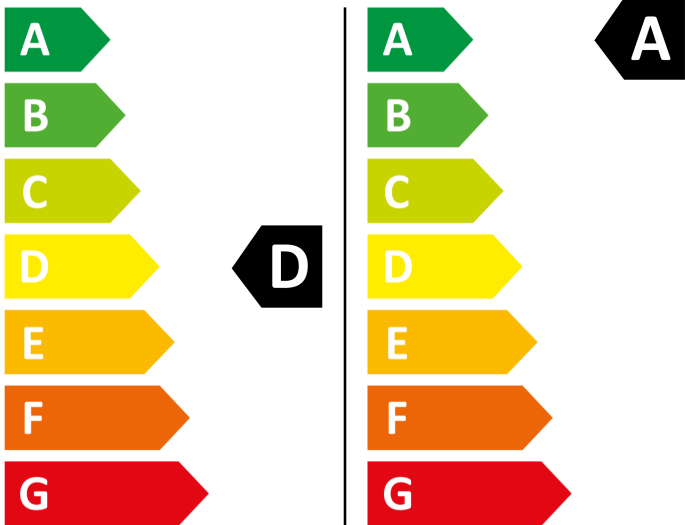
ENERG



Miele

WTD160 WCS

8/5 kg



🚰 **266** kWh / 100🔄

💧 **47** kWh / 100🔄

5,0 kg



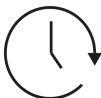
8,0 kg

68 L



47 L

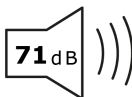
6:29



3:39



A **B** C D E F G



A **B** C D