



ENERG




Miele

WCH870 WCS

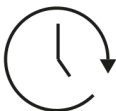
PWash&TDos&8kg



47 kWh / 



8,0 kg



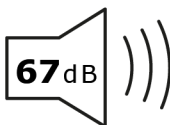
3:39



47 L



A**B**CDEFG



67 dB