



ENERG




Miele

WCD660 WCS

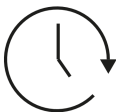
TDos&8kg



47 kWh / 



8,0 kg



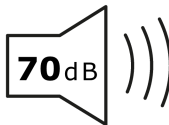
3:39



47 L



A**B**CDEFG



ABCD