



ENERG




Miele

WED675 WPS

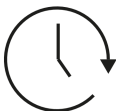
TDos & 8kg



47 kWh / 



8,0 kg



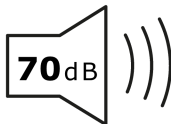
3:39



47 L



A**B**CDEFG



ABCD