




ENERG



Miele

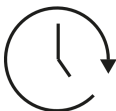
PWM 307 [EL DP]



45 kWh /  100



7,0 kg



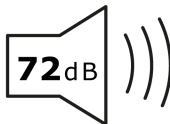
3:19



37 L



A B C D E F G



A B C D