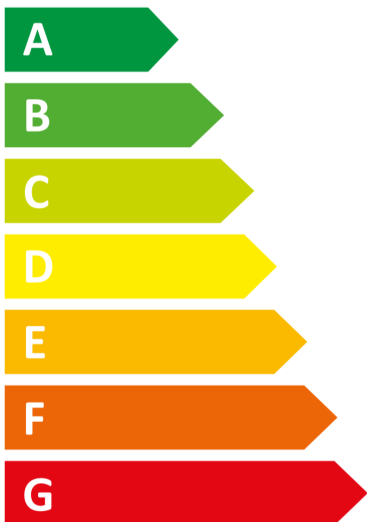





# ENERG

Miele

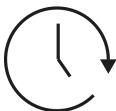
PWM 300-08 [EL DP]



**47** kWh / 



**8,0** kg



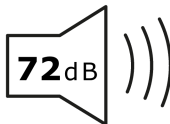
**3:29**



**41** L



**A**BCDEFG



**A**BCD