



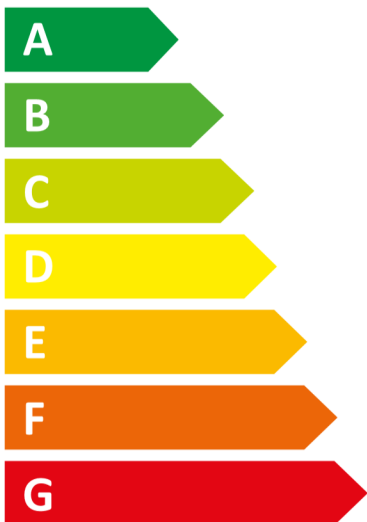
ENERG




Miele

WWE380 WCS

PWash&Steam&8kg



29 kWh / 



8,0 kg



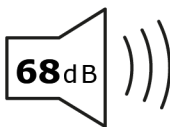
3:39



48 L



A**B**CDEFG



68dB
A**B**CD