



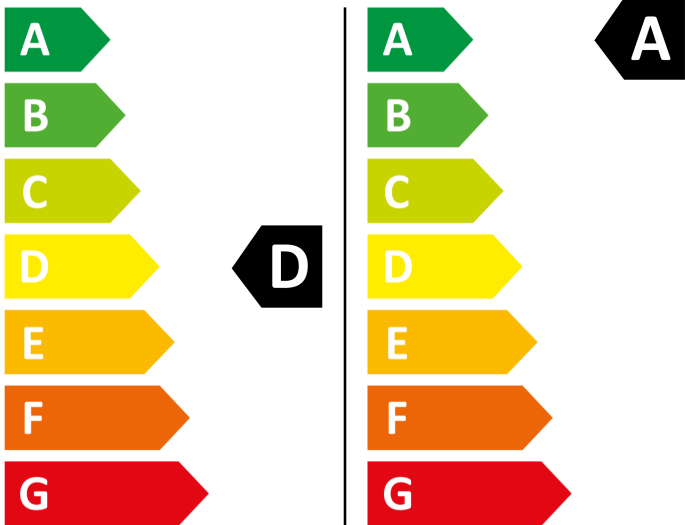
ENERG



Miele

WTD165 WPM

8/5 kg



266 kWh / 100

47 kWh / 100

5,0 kg



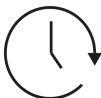
8,0 kg

68 L



47 L

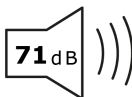
6:29



3:39



A B C D E F G



A B C D