



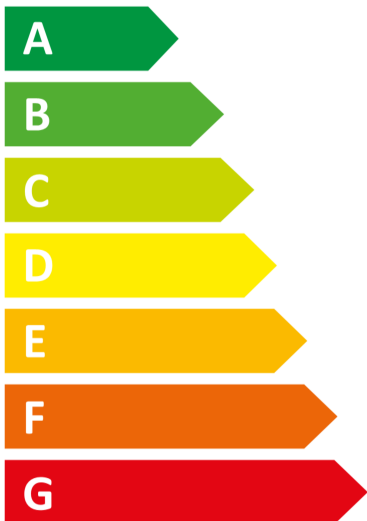
# ENERG



Miele

WWG360 WCS

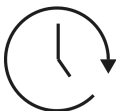
PWash&9kg



**49** kWh /



**9,0** kg



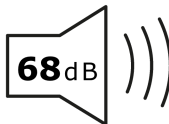
**3:19**



**48** L



A**B**CDEFG



A**B**CD