




# ENERG



Miele

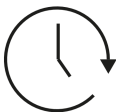
WWG660 WCS TDos&9kg



**49** kWh / 



**9,0** kg



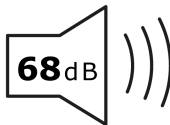
**3:29**



**48** L



A**B**CDEFG



**A**BCD