



Programme overview Commercial Washing Machine PWM 509 PWM 511

It is **essential** to read these operating instructions before installing and using the appliance. This prevents both personal injury and damage to the appliance.

en-AU, NZ

Contents

Programme range for machine versions	3
Programme overview	6
Selectable Extras.....	6
Selectable Extras for liquid dispensing	6
Programme chart - Basic programmes	7
White items programmes	7
Coloured items programmes.....	8
Minimum iron programmes	9
Delicates/Shirts/Woollens programmes.....	10
Separate rinse programme.....	11
Spin programme	11
Drain programme	11
Starch programme	11
Clean machine programme.....	12
Programme chart - Hotel/Restaurant/Catering	13
Bed linen/Towelling programme.....	13
Mattress protectors programme	14
Wellness towelling programme	14
Bathrobes 60°C programme	14
Kitchen linen programme	15
Table linen programme.....	15
Bedding/Curtains programme overview.....	16
Curtains programmes	16
Bedding programmes	17
Bedding load sizes.....	18
Disinfection - general information	19
What is disinfection?	19
Thermal disinfection.....	19
Chemo-thermal disinfection.....	19
RKI (Robert Koch Institute)	19
Disinfection process according to areas of impact.....	19
Avoidance of contamination or recontamination	20
Cleaning dispensing drawers and siphons	20
Disinfection programme overview	21
Buildings maintenance programme overview	24
Mop programmes.....	25
Mats/Pads programmes.....	30
Cleaning cloth programmes.....	31
Fire brigade programme overview.....	35
Protective clothing programmes	35
Masks programmes	37
Rescue clothing programmes	38
Outerwear programme overview	40
Sport programme overview	41
Workwear programme overview.....	42
Sluice programme overview	43
Self Service programme overview.....	44

Programme range for machine versions

Programme group	Programme name	Standard	Mop Star	Self-service	Optional programme packages (available for purchase)	
Standard	White items	•	-	•	-	
Standard	Coloured items	•	•	-	-	
Standard	Colours intensive	•	-	-	-	
Standard	Colours Eco short	•	-	•	-	
Standard	Minimum iron	•	-	•	-	
Standard	Delicates	•	-	•	-	
Standard	Shirts	•	-	•	-	
Standard	Woollens	•	-	•	-	
Standard	Handwashable woollens	•	-	-	-	
Standard	Separate rinse	•	-	•	-	
Standard	Spin	•	•	•	-	
Standard	Drain	•	•	•	-	
Standard	Starch	•	•	•	-	
Standard	Clean machine	•	•	•	-	
Hotels, bedding and catering	Bed linen/Towelling	•	-	•	Program package: Hotels, bedding, and catering	
Hotels, bedding and catering	Mattress protectors	•	-	-		
Hotels, bedding and catering	Wellness towelling	•	-	-		
Hotels, bedding and catering	Bathrobes	•	-	-		
Hotels, bedding and catering	Kitchen linen	•	-	•		
Hotels, bedding and catering	Table linen	•	-	•		
Bedding/ Curtains	Curtains	•	•	•		
Bedding/ Curtains	Lightweight curtains	•	-	•		
Bedding/ Curtains	Down duvets	•	-	•		
Bedding/ Curtains	Synthetic duvets	•	-	•		
Bedding/ Curtains	Natural hair duvets	•	-	•		
Disinfection	Thermal disinfection	•	-	•		-
Disinfection	Ch.-thermal disin. 20 min.	•	-	-		-
Disinfection	Ch.-thermal disin. 10 min.	-	-	-	Disinfection: Plus programme package	
Disinfection	Ch.-th. disin. gentle 20 min.	-	-	-		
Disinfection	Incontinence	-	-	-		
Disinfection	Incontinence laundry	-	-	-		

Programme range for machine versions









Programme group	Programme name	Standard	Mop Star	Self-service	Optional programme packages (available for purchase)
Contract cleaners	Standard mops	-	•	-	Programme package: Contract cleaners Standard
Contract cleaners	Standard mops + rtu	-	•	-	
Contract cleaners	Standard mops + rtu	-	•	-	
Contract cleaners	New mops	-	•	-	
Contract cleaners	Pads	-	•	-	
Contract cleaners	Standard cloths	-	•	-	
Contract cleaners	Standard cloths + rtu	-	•	-	
Contract cleaners	Cloths rtu	-	•	-	
Contract cleaners	Mops Thermal disinfection	-	•	-	Programme package: Contract cleaners Disinfection
Contract cleaners	Mops Thermal disin. + rtu	-	•	-	
Contract cleaners	Mops Ch.-th. disin. 10 min.	-	•	-	
Contract cleaners	Mops Ch.-th. disin. 20 min.	-	•	-	
Contract cleaners	Mops Ch.-th. dis 10 min+rtu	-	•	-	
Contract cleaners	Mops Ch.-th. dis 20min+rtu	-	•	-	
Contract cleaners	Cloths therm. disinfection	-	•	-	
Contract cleaners	Cloths therm. disin. + rtu	-	•	-	
Contract cleaners	Cloths Ch.-th. dis. 10 min.	-	•	-	
Contract cleaners	Cloths Ch.-th. dis. 20 min.	-	•	-	
Contract cleaners	Cloths Ch.-th. dis 10min+rtu	-	•	-	
Contract cleaners	Cloths Ch.-th. dis 20min+rtu	-	•	-	
Contract cleaners	Mats	-	•	-	Programme package: Contract cleaners Mats
Contract cleaners	Mats -heavily soiled	-	-	-	
Fire brigade	Protective clothing	-	-	-	Programme package: Fire brigade
Fire brigade	Proof protect. clothing	-	-	-	
Fire brigade	Disin. safety clothing	-	-	-	
Fire brigade	Dis./proof safety cloth.	-	-	-	
Fire brigade	Proofing without wash	-	-	-	
Fire brigade	Gloves	-	-	-	
Fire brigade	Helmets	-	-	-	
Fire brigade	Belts	-	-	-	
Fire brigade	Disin. masks	-	-	-	
Fire brigade	Intensive disin. masks	-	-	-	
Fire brigade	Spin wash bags	-	-	-	
Fire brigade	CSA	-	-	-	
Fire brigade	CSA special	-	-	-	
Outerwear	Outerwear	•	-	•	
Outerwear	Wash/Proofing	•	-	•	
Outerwear	Rinse/ Proofing	•	-	•	
Outerwear	Down jackets	•	-	•	
Sport	Sportswear	•	-	•	
Sport	Sport Microfibre	•	-	•	
Sport	Trainers	•	-	•	

Programme range for machine versions

Programme group	Programme name	Standard	Mop Star	Self-service	Optional programme packages (available for purchase)
Workwear	Oil/Fat	•	-	-	Programme package: Workwear
Workwear	Dust/Flour	•	-	-	
Laundry regulation	Sluice low	•	-	-	-
Laundry regulation	Sluice high	•	-	-	-
Self-service	Coloured items	-	-	•	-
Self-service	Colours int. + pre-wash	-	-	•	-




Programme overview

Selectable Extras

Extra	Symbol	Description
Pre-rinse		Pre-rinse before the wash processes start
Pre-wash		Pre-wash before starting the main wash
Soak		Block to start main wash, 30°C, little movement
Water plus		Increase amount of water in main wash
Intensive		Extension of the main wash after the temperature stop
Rinse plus		Additional rinse block
Fill stop		Stop at the start of the last rinse, before water is supplied
Rinse hold		Hold at the end of the last rinse, before water is drained

Selectable Extras for liquid dispensing

Selecting these Extras may deselect the relevant detergent component for the next wash cycle.

Extra	Symbol	Description
Detergent		Detergent component is deselected
Additives		No dispensing of the additive component (e.g. stain booster)
Care product		No dispensing of the care product component (e.g. fabric softener, proofing agent)

Programme chart - Basic programmes

The **wash time** is the minimum main wash time after the set temperature is reached. The times for water intake, dispensing, heating, intermediate spinning, etc. are not included.

White items programmes

White items	90°C (70°C bis 90°C)	Fill ratio/Load size
Fabric	Cotton, linen and mixed fibre fabrics, e.g. bed linen and towelling	1:9 PWM 509 – 9 kg PWM 511 – 11 kg
Programme sequence	Main wash up to 90°C, wash time 11 min Cool down can be activated in the Miele Benchmark Programming Tool 2 rinse cycles Last rinse cycle hot* Final spin	
Extras	Pre-wash, Soak, Water plus, Intensive, Rinse plus, Fill stop, Rinse hold	

* The standard programmes **White items** and **Coloured items** are programmed with hot water rinse cycles. If hot water is available, we recommend using hot water for the final rinse cycle:

- There is less residual moisture in the laundry after spinning.
- The laundry is already warmed.
- This saves time and energy if the laundry is immediately either dried in a tumble dryer or ironed with a rotary ironer.

Programme overview

Coloured items programmes

Coloured items		60°C (Cold to 60°C)	Fill ratio/Load size
Fabric	Normally soiled cotton, linen and mixed fibre fabrics, e.g. bed linen and towelling		1:9 PWM 509 – 9 kg PWM 511 – 11 kg
Programme sequence	Main wash up to 60°C, wash time 11 min 2 rinse cycles Last rinse cycle hot* Final spin		
Extras	Pre-wash, Soak, Water plus, Intensive, Rinse plus, Fill stop, Rinse hold		

Colours intensive		60°C (Cold to 60°C)	Fill ratio/Load size
Fabric	Heavily soiled cotton, linen or mixed fibre, e.g. bed linen and towelling		1:9 PWM 509 – 9 kg PWM 511 – 11 kg
Programme sequence	Main wash up to 60°C, wash time 8 min 2 rinse cycles Last rinse cycle hot* Final spin		
Extras	Pre-wash, Soak, Water plus, Intensive, Rinse plus, Fill stop, Rinse hold		

Colours Eco short		50°C (Cold to 60°C)	Fill ratio/Load size
Fabric	Lightly soiled cotton, linen and mixed fibre fabrics, e.g. bed linen and towelling		1:9 PWM 509 – 9 kg PWM 511 – 11 kg
Programme sequence	Main wash up to 60°C, wash time 5 min 2 rinse cycles Final spin		
Extras	Pre-wash, Water plus, Rinse plus, Fill stop, Rinse hold		

* The standard programmes **White items** and **Coloured items** are programmed with hot water rinse cycles. If hot water is available, we recommend using hot water for the final rinse:

The residual moisture in the laundry is less after spinning.

- The laundry is already warmed.

- This saves time and energy if the laundry is immediately either dried in a tumble dryer or ironed with a rotary ironer.

Minimum iron programmes

Minimum iron		40°C (Cold to 60°C)	Fill ratio/Load size
Fabric	Normally soiled synthetic and mixed fibre fabrics		1:20 PWM 509 – 4 kg PWM 511 – 5 kg
Programme sequence	Main wash up to 60°C, wash time 7 min 2 rinse cycles Final spin		
Extras	Pre-wash, Soak, Water plus, Intensive, Rinse plus, Fill stop, Rinse hold		

Programme overview

Delicates/Shirts/Woollens programmes

Delicates		30°C (Cold to 60°C)	Fill ratio/Load size
Fabric	Synthetic and artificial fibre fabrics		1:25 PWM 509 – 3.2 kg PWM 511 – 4 kg
Programme sequence	Main wash up to 60°C, wash time 12 min Wash rhythm “gentle” 2 rinse cycles Final spin		
Extras	Soak, Water plus, Intensive, Rinse plus, Fill stop, Rinse hold		
Shirts		40°C (Cold to 60°C)	
Fabric	Shirts and blouses made of cotton and mixed fibre		
Programme sequence	Main wash up to 60°C, wash time 7 min 2 rinse cycles Final spin		
Extras	Soak, Water plus, Intensive, Rinse plus, Fill stop, Rinse hold		
Woollens		30°C (Cold to 40°C)	
Fabric	Machine washable woollens and wool mixtures with a woollens care label		
Programme sequence	Main wash up to 40°C, wash time 6 min Wash rhythm “very gentle” 2 rinse cycles Final spin		
Extras	Soak, Water plus, Intensive, Rinse plus, Fill stop, Rinse hold		
Handwashable woollens		30°C (Cold to 40°C)	
Fabric	Washable woollens and wool mixtures with a woollens care label		
Programme sequence	Main wash up to 40°C, wash time 6 min Wash rhythm “extra gentle” 2 rinse cycles Final spin		
Extras	Soak, Water plus, Intensive, Rinse plus, Fill stop, Rinse hold		

Separate rinse programme

Separate rinse		Fill ratio/Load size
Fabric	Items which only need to be rinsed and spun	1:9 PWM 509 – 9 kg PWM 511 – 11 kg
Programme sequence	1 rinse Final spin	
Extras	Fill stop, Rinse hold	

Spin programme




Spin		Fill ratio/Load size
Fabric	Items which have been washed and only need to be spun in the machine	1:9 PWM 509 – 9 kg PWM 511 – 11 kg
Programme sequence	Final spin	

Drain programme

Drain		
Programme sequence	Drainage	


Starch programme

Starch		30°C (Cold to 40°C)	Fill ratio/Load size
Fabric	For starching freshly laundered items such as table cloths, serviettes and workwear		1:10 PWM 509 – 8 kg PWM 511 – 10 kg
Programme sequence	1 rinse* Final spin		
Extras	Rinse hold		

* Starch concentrates can be added to the front right and/or back right dispenser drawer compartment  before the programme starts. Large quantities of starch solution can be added manually with the water using the dispensing compartments  or .

Programme overview

Clean machine programme

Clean machine		70°C (70°C bis 90°C)
Fabric	Without load	
Programme sequence	+  Intensive button: additional main wash up to 90°C, wash time 6 min 2 rinse cycles Drainage	
Extras	Soak, Water plus, Intensive, Rinse plus, Fill stop	

Programme chart - Hotel/Restaurant/Catering

A multitude of textiles with widely varying degrees of soiling fall into this area. These programmes are suitable for washing lightly soiled bedding and towels, through heavily soiled table linen to very heavily soiled kitchen linen.

Bed linen/Towelling programme

Bed linen/Towelling		60°C (Cold to 90°C)	Fill ratio/Load size
Fabric	Coloured and white cotton, linen and mixed fibre fabrics, e.g. bed linen and towelling		1:10* PWM 509 – 8 kg PWM 511 – 10 kg
Programme sequence	Main wash up to 90°C, wash time 10 min Cool down can be activated in the Miele Benchmark Programming Tool 2 rinse cycles Final spin		
Extras	Pre-wash, Soak, Water plus, Intensive, Rinse plus, Fill stop, Rinse hold		


* Wash with maximum load.

Programme overview

Mattress protectors programme

Mattress protectors		60°C (Cold to 90°C)	Fill ratio/Load size
Fabric	Synthetic waterproof mattress protectors		1:13 PWM 509 – 6.2 kg PWM 511 – 7.8 kg
Programme sequence	Main wash up to 90°C, wash time 6 min 2 rinse cycles Final spin		
Extras	Pre-wash, Soak, Water plus, Intensive, Rinse plus, Fill stop, Rinse hold		



Wellness towelling programme

Wellness towelling		50°C (Cold to 90°C)	Fill ratio/Load size
Fabric	Coloured and white cotton, linen and mixed fibre fabrics, e.g. bed linen and towelling, with heavy oil and grease stains.		1:13* PWM 509 – 6.2 kg PWM 511 – 7.8 kg
Programme sequence	Main wash up to 90°C +  Extra main wash 75°C, optional** 2 rinse cycles Final spin		
Extras	Soak, Water plus, Intensive, Rinse plus, Fill stop, Rinse hold		

* Wash with maximum load.

** For heavy soiling, for example by creams and massage oils, an additional clear wash with elevated temperature can be selected. In the case of coloured stains, additional bleach can be dispensed.

Bathrobes 60°C programme

Bathrobes		60°C (Cold to 90°C)	Fill ratio/Load size
Fabric	Cotton and mixed fibre bathrobes (select +  Pre-wash 40°C for heavily soiled items)		1:13* PWM 509 – 6.2 kg PWM 511 – 7.8 kg
Programme sequence	+  Pre-wash 40°C, optional Main wash up to 90°C 2 rinse cycles Final spin		
Extras	Pre-wash, Soak, Water plus, Intensive, Rinse plus, Fill stop, Rinse hold		

* Wash with maximum load.

Kitchen linen programme

Kitchen linen	90°C (Cold to 90°C)	Fill ratio/Load size
Fabric	Cotton, linen and mixed fibre kitchen textiles	1:13 PWM 509 – 6.2 kg PWM 511 – 7.8 kg
Programme sequence	Pre-rinse Main wash up to 90°C, wash time 10 min Cool down can be activated in the Miele Benchmark Programming Tool 3 rinse cycles Final spin	
Extras	Soak, Water plus, Intensive, Rinse plus, Fill stop, Rinse hold	

Table linen programme

Table linen	60°C (Cold to 90°C)	Fill ratio/Load size
Fabric	White and coloured cotton, linen, and mixed fibre table linens	1:10 PWM 509 – 8 kg PWM 511 – 10 kg
Programme sequence	Main wash up to 90°C, wash time 10 min Cool down can be activated in the Miele Benchmark Programming Tool 2 rinse cycles Final spin	
Extras	Soak, Water plus, Intensive, Rinse plus, Fill stop, Rinse hold	

Programme overview

Bedding/Curtains programme overview

Curtains programmes

Curtains		40°C (Cold to 60°C)	Fill ratio/Load size
Fabric	Synthetic and artificial fibre fabrics		1:25 PWM 509 – 3.2 kg PWM 511 – 4 kg
Programme sequence	Main wash up to 60°C, wash time 14 min 3 rinse cycles Final spin		
Extras	Pre-rinse, Pre-wash, Soak, Water plus, Intensive, Rinse plus, Fill stop, Rinse hold		
Lightweight curtains		40°C (Cold to 60°C)	
Fabric	Synthetic and artificial fibre fabrics		
Programme sequence	Pre-wash Main wash up to 60°C, wash time 6 min 3 rinse cycles Final spin		
Extras	Pre-rinse, Pre-wash, Soak, Water plus, Intensive, Rinse plus, Fill stop, Rinse hold		

Program sequence without spin:

- Press the  "Rinse hold" button.

Bedding programmes

This programme is suitable for washing natural fibre or synthetic unquilted duvets, duvets or grid duvets.

These wash programmes are only suitable for washing fabrics with a care label stating that they are suitable for machine washing.

For SES version only

Down duvets		40°C (Cold to 60°C)	Fill ratio/Load size
Fabric	Normally to heavily soiled down and feather-filled duvets and pillows		see "Bedding load sizes"
Programme sequence	De-aerating Main wash up to 60°C, wash time 8 min 2 rinse cycles Final spin		
Extras	Pre-wash, Soak, Water plus, Intensive, Rinse plus, Fill stop, Rinse hold		
Synthetic duvets		40°C (Cold to 90°C)	
Fabric	Normally to heavily soiled synthetic duvets and pillows		
Programme sequence	Main wash up to 90°C, wash time 8 min 2 rinse cycles Final spin		
Extras	Pre-wash, Soak, Water plus, Intensive, Rinse plus, Fill stop, Rinse hold		
Natural hair duvets		25°C (Cold to 40°C)	
Fabric	Machine washable natural fibre duvets and blankets.		
Programme sequence	Main wash up to 40°C, wash time 6 min, wash rhythm "extra gentle" 2 rinse cycles Final spin		
Extras	Soak, Water plus, Intensive, Rinse plus, Fill stop, Rinse hold		

Programme overview

Bedding load sizes

The maximum loads are set out in the chart below. The loads given are approximate only and vary depending on the size and thickness of the bedding.

Type	Quantity*
PWM 509	1–2 pillows
PWM 511	1 duvet

* A duvet is equal to approx. two pillows.

Useful tip: Unquilted duvets must be tied a few times to keep imbalance to a minimum and ensure good wash results.

Disinfection - general information

What is disinfection?

Deactivation and reduction in number of pathogens transmitting diseases to such an extent that the transmission of diseases and infection is no longer to be anticipated.

Thermal disinfection

Thermal disinfection is carried out by the action of a defined temperature over a holding time. In the list, according to § 18 of the German infection control legislation, this is 90°C over 10 min or 85°C over 15 min. With a load-to-liquor ratio of 1–4 to 1–5 with the activity range AB (see “Disinfection process according to areas of impact”).

The thermal disinfection is independent of the detergent used, which does not have to be classified.

Chemo-thermal disinfection

Chemo-thermal disinfection differs from thermal disinfection by a lower suds temperature during the disinfection phase. A compensation for the low temperature is ensured using the appropriate wash cycle and use chemicals that disinfect to the same level as those linens that are thermally disinfected.

The liquor temperature, the load-to-liquor ratio, and the time of dispensing must be strictly adhered to.

RKI (Robert Koch Institute)

Describes procedures for disinfection according to § 18 Infection Protection Act (German infection control legislation). Disinfection is used in the event of the outbreak of an epidemic relating to a notifiable, transferable disease where there is a risk of items being contaminated. The RKI lists thermal disinfection processes as well as chemo-thermal methods.

Disinfection process according to areas of impact

Disinfection procedure is divided into areas of impact A, B and C.

- Area of impact A:
Suitable for the destruction of vegetative bacteria, including mycobacteria, fungus and fungal spores.
- Area of impact B:
Suitable for deactivating viruses.
- Area of impact C:
To deactivate anthrax spores.

Programme overview

Australia/New Zealand Laundry Practice AS/NZS 4146:2000 is a set of guidelines designed to ensure safe infection control and disinfection of soiled linen in laundries.

Special validated procedures and machines are to be used for surgical textiles as medical devices. The procedures and machines listed here are **not** medical devices.

Avoidance of contamination or recontamination

- Disinfect your hands before using the machine.
- Use clean / disinfected transport containers.
- Dispense washing and disinfecting agents in accordance with instructions.
- Observe regulations regarding the wearing of protective clothing.
- Ensure that water is bacteria-free when using water from water treatment units.
- Clean detergent drawers, detergent compartments, and siphons before use.

Cleaning dispensing drawers and siphons

The detergent dispensing drawer is subject to constant moisture. It needs to be cleaned regularly to prevent the build-up of water-borne bacteria.

- Clean the detergent drawer, detergent compartments, and siphons thoroughly with hot water as required to remove detergent residues and encrustation.

It is the operator's responsibility to ensure that the standard of disinfection in thermal as well as chemo-thermal procedures is maintained (in accordance with local and national health and safety regulations) by carrying out suitable validation tests. The procedures should be checked at regular intervals, thermoelectrically by means of loggers or bacteriologically using bio-indicators. The operator must pay particular attention to observing the process parameters temperature and, in the case of chemo-thermal programmes, the concentration. Disinfection programmes must not be interrupted, as this can have a limiting effect on the disinfection result.

Disinfection programme overview



Thermal disinfection and **Chemo-thermal disinfection** are programmes for disinfecting textiles.

Thermal or chemo-thermal disinfection is carried out. Suitable detergents are to be used for the chemo-thermal disinfection.

All programmes are **locked**. This means that after 1 minute into programmes, they can only be cancelled, stopped or have parts skipped by entering the “Expert code” (see operator level).

To avoid recontamination, the water for the rinse cycles in the disinfection programmes is not supplied via the detergent dispenser.

To disinfect contaminated tap water, a **disinfection rinse** can be activated instead of the last rinse. In this rinse, the rinse water is heated to 65°C to deactivate waterborne bacteria. The programme running time is extended and the door can only be opened once the temperature in the machine has fallen below 50°C.

If “Pre-wash” is selected, place the detergent directly in the drum. If necessary, the  and  compartments can be used to add detergent in the main wash cycle.

Programme overview

Thermal disinfection 90°C		Fill ratio/Load size
Fabric	Cotton, linen e.g. bed linen, towelling	1:9 PWM 509 – 9 kg PWM 511 – 11 kg
Programme sequence	Disinfection 90°C, holding time 10 min Cool down and/or disinfection rinse can be activated in the Miele Benchmark Programming Tool 2 rinse cycles Final spin	
Extras	Pre-wash, Soak, Intensive, Rinse plus, Fill stop, Rinse hold	
Ch.-thermal disin. 10 min. 70°C		1:10 PWM 509 – 8 kg PWM 511 – 10 kg
Fabric	Cotton, linen e.g. bed linen, towelling	
Programme sequence	Disinfection 70°C*, holding time 10 min 2 rinse cycles (optional disinfection rinse can be activated) Final spin	
Extras	Pre-wash, Soak, Intensive, Rinse plus, Fill stop, Rinse hold	
Ch.-thermal disin. 20 min. 60°C		1:10 PWM 509 – 8 kg PWM 511 – 10 kg
Fabric	Cotton, linen e.g. bed linen, towelling	
Programme sequence	Disinfection 60°C*, holding time 20 min 2 rinse cycles (optional disinfection rinse can be activated) Final spin	
Extras	Pre-wash, Soak, Intensive, Rinse plus, Fill stop, Rinse hold	

* The disinfection parameters for chemo-thermal disinfection (temperature, temperature holding time, and dosages) must be set on site to suit detergents and disinfectants.

Programme overview

Ch.-th. disin. gentle 20 min. 40°C		Fill ratio/Load size
Fabric	Cotton, mixed fibre, curtains	1:10 PWM 509 – 8 kg PWM 511 – 10 kg
Programme sequence	Disinfection 40°C*, holding time 20 min Wash rhythm “gentle” 3 rinse cycles (optional disinfection rinse can be activated) Final spin	
Extras	Pre-wash, Soak, Intensive, Rinse plus, Fill stop, Rinse hold	
Incontinence 90°C		1:13 PWM 509 – 6.2 kg PWM 511 – 7.8 kg
Fabric	Washable incontinence nappy systems	
Programme sequence	Pre-rinse bath Pre-wash up to 40°C Disinfection 90°C, holding time 10 min Cool down and/or disinfection rinse can be activated in the Miele Benchmark Programming Tool 3 rinse cycles Final spin	
Extras	Pre-rinse, Soak, Intensive, Rinse plus, Fill stop, Rinse hold	
Incontinence laundry 90°C		1:13 PWM 509 – 6.2 kg PWM 511 – 7.8 kg
Fabric	Heavily soiled personal clothing, cotton	
Programme sequence	2 pre-rinse baths Pre-wash up to 40°C Disinfection 90°C, holding time 10 min 3 rinse cycles Cool down and/or disinfection rinse can be activated in the Miele Benchmark Programming Tool Final spin	
Extras	Soak, Intensive, Rinse plus, Fill stop, Rinse hold	

* The disinfection parameters for chemo-thermal disinfection (temperature, temperature holding time, and dosages) must be set on site to suit detergents and disinfectants.

Programme overview

Buildings maintenance programme overview

These programmes are suitable for washing, disinfection and conditioning (at different humidity levels) of cotton mops, blended or microfibre fabric, floor mats, polishing pads and cleaning cloths used in facility management.


Cleaning textiles can even come out of the machine finished and ready for use (ready to use – rtu).

To avoid recontamination, the water for the rinse cycles in the disinfection programmes is not supplied via the detergent dispenser.


With the **Mops . . . + ready to use (rtu)** programme, the mops are ready to use and already impregnated with cleaning agent or detergent and disinfectant. To achieve this, following washing or disinfection there is a finishing stage and then a final spin. The desired humidity level of the mops can vary by setting the residual moisture via the Extra “Δ – ΔΔΔΔ” (moist, damp, wet, dripping wet).
Detergent amounts must be set on site and the standard of disinfection must be checked.

Mop programmes



- To prevent coarse soiling in the machine, shake out the mops before putting them in.

Standard mops		60°C (Cold to 90°C)	Fill ratio/Load size
Fabric	Cotton, viscose, polyester and microfibre mops		<p>1:9 PWM 509 – 9 kg PWM 511 – 11 kg</p> <p>For number, see "Mops per load" chart</p>
Programme sequence	Pre-spin Pre-rinse bath 2nd pre-rinse bath can be activated via Extra  "Pre-rinse" Main wash up to 90°C, wash time 6 min Cool down can be activated in the Miele Benchmark Programming Tool 2 rinse cycles Final spin		
Extras	Pre-rinse, Soak, Water plus, Intensive, Rinse plus, Fill stop, Rinse hold		
Standard mops + rtu		60°C (Cold to 90°C)	
Fabric	Cotton, viscose, polyester and microfibre mops		
Programme sequence	Same programme sequence as Mops standard, then set the residual moisture via the Extra "∆ – ∆∆∆∆" (moist, damp, wet, dripping wet) The pre-set residual moisture is 2 drops (damp)		
Extras	Pre-rinse, Soak, Water plus, Intensive, Rinse plus, Fill stop, Rinse hold		

Programme overview

Mops Thermal disinfection 90°C		Fill ratio/Load size
Fabric	Cotton, viscose, polyester and microfibre mops	<p>1:9 PWM 509 – 9 kg PWM 511 – 11 kg</p> <p>For number, see "Mops per load" chart</p>
Programme sequence	Pre-spin Pre-rinse bath 2nd pre-rinse bath can be activated via Extra  "Pre-rinse" Disinfection 90°C, holding time 10 min Cool down and/or disinfection rinse can be activated in the Miele Benchmark Programming Tool 3 rinse cycles Final spin	
Extras	Pre-rinse, Soak, Water plus, Intensive, Rinse plus, Fill stop, Rinse hold	
Mops Thermal disin. + rtu 90°C		
Fabric	Cotton, viscose, polyester and microfibre mops	
Programme sequence	Same programme sequence as Mops thermal disinfection then set the residual moisture via the Extra "∂ – ∆∆∆" (moist, damp, wet, dripping wet) The pre-set residual moisture is 2 drops (damp)	
Extras	Pre-rinse, Soak, Water plus, Intensive, Rinse plus, Fill stop, Rinse hold	

Programme overview

Mops Ch.-th. disin. 10 min. 70°C		Fill ratio/Load size
Fabric	Cotton, viscose, polyester and microfibre mops	
Programme sequence	Pre-spin Pre-rinse bath 2nd pre-rinse bath can be activated via Extra  “Pre-rinse” Disinfection* 70°C, holding time 10 min 3 rinse cycles (optional disinfection rinse can be activated) Final spin	
Extras	Pre-rinse, Soak, Intensive, Rinse plus, Fill stop, Rinse hold	
Mops Ch.-th. disin. 20 min. 60°C		1:10 PWM 509 – 8 kg PWM 511 – 10 kg
Fabric	Cotton, viscose, polyester and microfibre mops	
Programme sequence	Pre-spin Pre-rinse bath 2nd pre-rinse bath can be activated via Extra  “Pre-rinse” Disinfection* 60°C, holding time 20 min 3 rinse cycles (optional disinfection rinse can be activated) Final spin	
Extras	Pre-rinse, Soak, Intensive, Rinse plus, Fill stop, Rinse hold	
Mops Ch.-th. dis 10 min+rtu 70°C		
Fabric	Cotton, viscose, polyester and microfibre mops	
Programme sequence	Programme sequence as for Mops chemo-thermal disinfection*, then set the residual moisture via the Extra “∆ – ∆∆∆∆” (moist, damp, wet, dripping wet) The pre-set residual moisture is 2 drops (damp)	
Extras	Pre-rinse, Soak, Intensive, Rinse plus, Fill stop, Rinse hold	

* The disinfection parameters for chemo-thermal disinfection (temperature, temperature holding time, and dosages) must be set on site to suit detergents and disinfectants.

Programme overview

Mops Ch.-th. dis 20min+rtu 60°C		Fill ratio/Load size
Fabric	Cotton, viscose, polyester and microfibre mops	1:10 PWM 509 – 8 kg PWM 511 – 10 kg
Programme sequence	Programme sequence as for Mops chemo-thermal disinfection*, then set the residual moisture via the Extra “Δ – ΔΔΔΔ” (moist, damp, wet, dripping wet) The pre-set residual moisture is 2 drops (damp)	
Extras	Pre-rinse, Soak, Intensive, Rinse plus, Fill stop, Rinse hold	
Mops rtu		
Fabric	Cotton, viscose, polyester and microfibre mops	1:9 PWM 509 – 9 kg PWM 511 – 11 kg
Programme sequence	1 rinse cycle then set the residual moisture via the Extra “Δ – ΔΔΔΔ” (moist, damp, wet, dripping wet) The pre-set residual moisture is 2 drops (damp)	
Extras	Fill stop, Rinse hold	
New mops 60°C (Cold to 90°C)		For number, see "Mops per load" chart
Fabric	For washing new mops	
Programme sequence	Main wash up to 90°C, wash time 4 min Cool down can be activated in the Miele Benchmark Programming Tool 2 rinse cycles Final spin	
Extras	Soak, Water plus, Intensive, Rinse plus, Fill stop, Rinse hold	

* The disinfection parameters for chemo-thermal disinfection (temperature, temperature holding time, and dosages) must be set on site to suit detergents and disinfectants.

The **Mops rtu** programme is suitable for the subsequent finishing of clean and dry mops. A disinfecting agent is applied during finishing. Detergent amounts must be set on site and the standard of disinfection must be checked.

Mop load size (cotton) applies to the fill ratio 1:9

Mop size/ weight	40 cm 190 g/ mop	50 cm 220 g/ mop	60 cm 280 g/ mop	80 cm 360 g/ mop	110 cm 510 g/ mop	130 cm 610 g/ mop	160 cm 720 g/ mop
PWM 509	47	41	32	25	18	15	13
PWM 511	58	50	39	31	22	18	15

Useful tip: When using microfibre mops, the load size is higher due to the lower mop weight.

Programme overview


Mop load size (microfibre) applies to the fill ratio 1:9

Mop size/weight	40 cm 120 g/mop	50 cm 170 g/mop
PWM 509	75	53
PWM 511	92	65

A reduced number may apply to particularly high-volume, light-weight mops.

Programme overview

Mats/Pads programmes

Mats		40°C (Cold to 60°C)	Fill ratio/Load size
Fabric	Floor mats		1:15 PWM 509 – 5.4 kg PWM 511 – 6.8 kg
Programme sequence	Pre-rinse Main wash up to 60°C, wash time 8 min 3 rinsing baths Final spin		
Extras	Soak, Water plus, Intensive, Rinse plus, Fill stop, Rinse hold		
Pads		40°C (Cold to 60°C)	
Fabric	Polishing pads		1:50 PWM 509 – 1.6 kg PWM 511 – 2.0 kg
Programme sequence	Pre-rinse bath 2nd pre-rinse bath can be activated via Extra  "Pre-rinse" Main wash up to 60°C, wash time 10 min 3 rinse cycles Final spin		
Extras	Pre-rinse, Soak, Water plus, Intensive, Rinse plus, Fill stop, Rinse hold		

Useful tip: The number of mats per load may vary depending on the size, stiffness and thickness of the mats.

Cleaning cloth programmes

These programmes are suitable for washing, disinfection and conditioning (at different humidity levels) of cleaning cloths made of cotton, blended or microfibre fabric used in facility management.

Standard cloths		60°C (Cold to 90°C)	Fill ratio/Load size
Fabric	Cotton, viscose, polyester and microfibre cloths		1:18 PWM 509 – 4.6 kg PWM 511 – 5.6 kg For number, see “Cleaning cloths load size” chart
Programme sequence	Pre-rinse Pre-wash up to 30°C Main wash up to 90°C, wash time 6 min 3 rinsing baths Final spin		
Extras	Soak, Water plus, Intensive, Rinse plus, Fill stop, Rinse hold		
Standard cloths + rtu		60°C (Cold to 90°C)	
Fabric	Cotton, viscose, polyester and microfibre cloths		
Programme sequence	Same programme sequence as Cloths standard, then set the residual moisture via the Extra “∂ – ∂∂∂” (moist, damp, wet, dripping wet) The pre-set residual moisture is 2 drops (damp)		
Extras	Pre-wash, Soak, Water plus, Intensive, Rinse plus, Fill stop, Rinse hold		

Programme overview

Cloths therm. disinfection 90°C		Fill ratio/Load size
Fabric	Cotton, viscose, polyester and microfibre cloths	
Programme sequence	Pre-rinse Pre-wash up to 30°C Disinfection 90°C, holding time 10 min Cool down and/or disinfection rinse can be activated in the Benchmark tool 3 rinsing baths Final spin	
Extras	Soak, Intensive, Rinse plus, Fill stop, Rinse hold	
Cloths therm. disin. + rtu 90°C		
Fabric	Cotton, viscose, polyester and microfibre cloths	1:18
Programme sequence	Same programme sequence as Cloths thermal disinfection, then set the residual moisture via the Extra “Δ – ΔΔΔΔ” (moist, damp, wet, dripping wet) The pre-set residual moisture is 2 drops (damp)	PWM 509 – 4.6 kg PWM 511 – 5.6 kg For number, see “Cleaning cloths load size” chart
Extras	Pre-wash, Soak, Intensive, Rinse plus, Fill stop, Rinse hold	
Cloths Ch.-th. dis. 10 min. 70°C		
Fabric	Cotton, viscose, polyester and microfibre cloths	
Programme sequence	Pre-rinse Pre-wash up to 30°C Disinfection 70°C, holding time 10 min 3 rinsing baths (optional disinfection rinse can be activated) Final spin	
Extras	Soak, Intensive, Rinse plus, Fill stop, Rinse hold	

Programme overview

Cloths Ch.-th. dis. 20 min. 60°C		Fill ratio/Load size
Fabric	Cotton, viscose, polyester and microfibre cloths	<p>1:18 PWM 509 – 4.6 kg PWM 511 – 5.6 kg For number, see “Cleaning cloths load size” chart</p>
Programme sequence	Pre-rinse Pre-wash up to 30°C Disinfection 60°C, holding time 20 min 3 rinsing baths (optional disinfection rinse can be activated) Final spin	
Extras	Soak, Intensive, Rinse plus, Fill stop, Rinse hold	
Cloths Ch.-th. dis 10min+rtu 70°C		
Fabric	Cotton, viscose, polyester and microfibre cloths	
Programme sequence	Programme sequence as for Cloths chemo-thermal disinfection, then set the residual moisture via the Extra “δ – ∆∆∆∆” (moist, damp, wet, dripping wet) The pre-set residual moisture is 2 drops (damp)	
Extras	Pre-wash, Soak, Intensive, Rinse plus, Fill stop, Rinse hold	
Cloths Ch.-th. dis 20min+rtu 60°C		
Fabric	Cotton, viscose, polyester and microfibre cloths	
Programme sequence	Programme sequence as for Cloths chemo-thermal disinfection, then set the residual moisture via the Extra “δ – ∆∆∆∆” (moist, damp, wet, dripping wet) The pre-set residual moisture is 2 drops (damp)	
Extras	Pre-wash, Soak, Intensive, Rinse plus, Fill stop, Rinse hold	

Programme overview

Cloths rtu		Fill ratio/Load size
Fabric	Cotton, viscose, polyester and microfibre cloths	1:18
Programme sequence	1 rinse cycle then set the residual moisture via the Extra “Δ – ΔΔΔΔ” (moist, damp, wet, dripping wet) The pre-set residual moisture is 2 drops (damp)	PWM 509 – 4.6 kg PWM 511 – 5.6 kg For number, see “Cleaning cloths load size” chart
Extras	Fill stop, Rinse hold	

Cleaning cloths load size applies to the fill ratio 1:18

Cleaning cloths size/weight	16 g / cloth	22 g / cloth	43 g / cloth
PWM 509	290	210	105
PWM 511	350	255	130

The **Standard cloths** programme is also suitable for cleaning cloths that are not to be used immediately after washing, but are to be stored after drying.

With the **Cloths . . . + rtu** programmes, the cloths are ready to use and already impregnated with detergent and disinfectant. To achieve this, following washing or disinfection there is a finishing stage and then a final spin. The desired moisture level of the cleaning cloths can vary by setting the residual moisture via the Extra “Δ – ΔΔΔΔ” (moist, damp, wet, dripping wet). Detergent amounts must be set on site and the standard of disinfection must be checked.

The **Cloths rtu** programme is suitable for the subsequent finishing of clean and dry cleaning cloths. A disinfecting agent is applied during finishing. Detergent amounts must be set on site and the standard of disinfection must be checked.

Fire brigade programme overview

These programmes are suitable for washing and reproofing fire suits, jackets and trousers, breathing masks and chemical protective suits.

Protective clothing programmes

Protective clothing	60°C (Cold to 60°C)	Fill ratio/Load size	
Fabric	Nomex fire suits, jackets, trousers	See “Protective clothing load size” chart	
Programme sequence	Pre-cleaning up to 40°C Main wash up to 60°C, wash time 6 min 3 rinse cycles, Final spin		
Extras	Soak, Water plus, Intensive, Rinse plus, Fill stop, Rinse hold		
Protective cloth. + proof			60°C (Cold to 60°C)
Fabric	Nomex fire suits, jackets, trousers		
Programme sequence	Pre-cleaning up to 40°C Main wash up to 60°C, wash time 6 min 3 rinse cycles Proofing bath 40°C Final spin		
Extras	Soak, Water plus, Intensive, Rinse plus, Fill stop, Rinse hold		
Proof protect. clothing			40°C
Fabric	Nomex fire suits, jackets, trousers		
Programme sequence	1 Rinse Reproofing 40°C Final spin		
Extras	Soak, Water plus, Intensive, Rinse plus, Fill stop, Rinse hold		

Protective clothing load size

Type	Quantity
PWM 509	1 suit (or 1–2 jackets)
PWM 511	1–2 suits (2 jackets)

Programme overview

Preparing Protective clothing for washing

- Do not staple labels to the items.
- Remove carabiner hooks if possible, or enclose them in a side pocket.
- Close velcro fasteners or cover them with velcro tape.
- Wash sheepskin linings separately.
- Do not wash garments inside out.
- Observe the load sizes.

Protective clothing is a programme for washing fire-fighting apparel. It is not suitable for washing garments containing new wool as lining material.

Useful tip: Detergent: we recommend using a liquid detergent with reduced pH that is particularly effective for dissolving grease and pigmentation stains.

If a proofing agent is used, it must be suited to the special requirements of this area of use.

Masks programmes

Masks are programmes for washing and disinfecting breathing masks with head straps.

- Put the head bands over the masks to protect the visors before loading the machine.
- Put each mask into its own protective bag and fasten it.

The protective bags are available to order from Miele.

- Remove the masks from the bags after reprocessing.
- Spin damp, empty bags using the **Spin wash bags** programme.

Masks		60°C	Fill ratio/Load size
Load	Face masks with head straps		PWM 509 – 4–5 masks PWM 511 – 6–7 masks
Programme sequence	Disinfection* 60°C, holding time 20 min 4 rinse cycles (optional disinfection rinse can be activated), drainage		
Extras	Soak, Intensive, Rinse plus, Fill stop, Rinse hold		
Masks with pre-wash		60°C	
Load	For heavily soiled masks with head straps		
Programme sequence	Pre-cleaning 30°C Disinfection* 60°C, holding time 20 min 4 rinse cycles (optional disinfection rinse can be activated), drainage		
Extras	Soak, Intensive, Rinse plus, Fill stop, Rinse hold		
Spin wash bags			
Load	Face mask bags		1:20
Programme sequence	Spin		

* The disinfection parameters for chemo-thermal disinfection (temperature, temperature holding time, and dosages) must be set on site to suit cleaning agents and disinfectants.

To avoid recontamination, the water for the rinse cycles in the disinfection programmes is not supplied via the detergent dispenser.

Do not wash masks with connections for helmet-mask combinations.
The clasps are likely to scratch visors.

Use a suitable detergent. Observe the manufacturer's instructions.

Programme overview

Rescue clothing programmes

Helmets*		60°C (Cold to 60°C)	Fill ratio/Load size
Fabric	Firefighter helmets		PWM 509 – 2 helmets PWM 511 – 2 helmets
Programme sequence	Pre-wash up to 40°C Main wash up to 60°C, wash time 16 min 3 rinse cycles, drainage		
Extras	Soak, Rinse plus		

* The safety helmet manufacturer must allow the helmet to be washed or dried by machine.

Before loading the machine, push the sliding visor, if applicable, into the safety helmet. Place one helmet in each of the padded protective bags provided and close them.

The protective bags are available to order from Miele.

Remove easily removable attachments from the helmet and wash in a separate washing net.

Gloves		40°C (Cold to 40°C)	Fill ratio/Load size
Fabric	Gloves with and without leather trim		PWM 509 – 17 pairs of gloves PWM 511 – 20 pairs of gloves
Programme sequence	Pre-wash up to 35°C, main wash up to 40°C, wash time 9 min 3 rinse cycles (3rd rinse cycle with option of leather care, 35°C) Final spin		
Extras	Soak, Water plus, Rinse plus		

After washing, air-dry the gloves with and without leather trim. Before drying, roll the leather gloves or gloves with leather trim through your hands to maintain the elasticity of the leather.

Belts*		40°C (Cold to 40°C)	Fill ratio/Load size
Fabric	Fire brigade belts also with aluminium components and leather trim		PWM 509 – 6 belts PWM 511 – 7 belts
Programme sequence	Main wash up to 40°C, wash time 8 min 3 rinse cycles Final spin		
Extras	Pre-wash, Rinse plus		

* The belt manufacturer must allow the belt to be washed by machine.

If there are aluminium attachments on the belts, we recommend using a liquid delicates detergent with reduced pH value which is particularly effective for dissolving pigmentation stains.

Programme overview

Place 2–3 belts (safety belts) in each of the padded protective bags provided and close them.

The protective bags are available to order from Miele.

After washing, air-dry the belts. Before drying, roll the leather components through your hands and, if necessary, treat them with a suitable leather refatting agent to maintain the elasticity of the leather.

Rescue clothing is a programme for disinfecting. It is not suitable for washing garments containing new wool as lining material.

Do not wash garments inside out.

Rescue clothing*		60°C	Fill ratio/Load size
Fabric	Nomex and cottons		See “Rescue clothing load size” chart
Programme sequence	Pre-wash up to 40°C Disinfection* 60°C, holding time 20 min 2 rinse cycles (optional disinfection rinse can be activated) Final spin		
Extras	Soak, Rinse plus		
Rescue clothing + Proofing* / **		60°C	
Fabric	Nomex and cottons		
Programme sequence	Pre-wash up to 40°C Disinfection* 60°C, holding time 20 min 2 rinse cycles Proofing bath** 40°C Final spin		
Extras	Soak, Rinse plus		

* The disinfection parameters for chemo-thermal disinfection (temperature, temperature holding time, and dosages) must be set on site to suit cleaning agents and disinfectants.

** The proofing agent must be suited to the special requirements of this area of use.

Rescue clothing load size

Type	Quantity
PWM 509	Approx. 3 suits
PWM 511	Approx. 3–4 suits

Programme overview

Outerwear programme overview

Outerwear		40°C (Cold to 40°C)	Fill ratio/Load size
Fabric	Polyamide and membrane items		<p>1:15</p> <p>PWM 509 – 5.4 kg</p> <p>PWM 511 – 6.8 kg</p>
Programme sequence	Main wash up to 40°C, wash time 6 min 2 rinse cycles Final spin		
Extras	Pre-wash, Soak, Water plus, Intensive, Rinse plus, Fill stop, Rinse hold		
Wash/Proofing		40°C	
Fabric	Polyamide and membrane items		
Programme sequence	Main wash up to 40°C, wash time 6 min 2 rinse cycles Proofing up to 40°C Final spin		
Extras	Pre-wash, Soak, Water plus, Intensive, Rinse plus, Fill stop, Rinse hold		
Rinse/Proofing		40°C	
Fabric	Polyamide and membrane items		
Programme sequence	1 rinse cycle Proofing 40°C Final spin		
Extras	Rinse plus, Fill stop, Rinse hold		
Down jackets		40°C (Cold to 60°C)	<p>1:25</p> <p>PWM 509 – 3.2 kg</p> <p>PWM 511 – 4 kg</p>
Fabric	Down-filled items		
Programme sequence	Main wash up to 60°C, wash time 7 min 2 rinse cycles Final spin		
Extras	Pre-rinse, Soak, Water plus, Intensive, Rinse plus, Fill stop, Rinse hold		

Sport programme overview

Sportswear		40°C (Cold to 60°C)	Fill ratio/Load size
Fabric	Shirts and trousers made from synthetic fibres or mixed fibres		<p>1:20 PWM 509 – 4 kg PWM 511 – 5 kg</p>
Programme sequence	Main wash up to 60°C, wash time 6 min 2 rinse cycles Final spin		
Extras	Soak, Water plus, Intensive, Rinse plus, Add agent, Rinse hold		
Sport Microfibre		40°C (Cold to 60°C)	
Fabric	Polyester, polyamide		
Programme sequence	Main wash up to 60°C, wash time 6 min 2 rinse cycles Final spin		
Extras	Soak, Water plus, Intensive, Rinse plus, Add agent, Rinse hold		
Trainers		40°C (Cold to 60°C)	
Fabric	Washable trainers (no leather shoes), shin pads, elbow protectors and similar items		
Programme sequence	Main cleaning up to 60°C, wash time 6 min 2 rinse cycles Final spin		
Extras	Pre-rinse, Pre-wash, Soak, Water plus, Intensive, Rinse plus, Add agent, Rinse hold		

Programme overview

Workwear programme overview

Oil/Fat	60°C (Cold to 90°C)	Fill ratio/Load size	
Fabric	Cotton or mixed fibre workwear, table cloths, or cleaning cloths soiled with oil or grease	<p style="text-align: center;">1:10</p> <p>PWM 509 – 8 kg PWM 511 – 10 kg</p>	
Programme sequence	Pre-wash up to 40°C Main wash up to 90°C, wash time 10 min Cool down can be selected as an option 3 rinse cycles Final spin		
Extras	Pre-rinse, Soak, Water plus, Intensive, Rinse plus, Fill stop, Rinse hold		
Dust/Flour	60°C (Cold to 90°C)		
Fabric	Cotton or mixed fibre workwear, table cloths, or cleaning cloths soiled with dust or flour		
Programme sequence	Pre-wash up to 40°C Main wash up to 90°C, wash time 10 min Cool down can be selected as an option 2 rinse cycles Final spin		
Extras	Pre-rinse, Soak, Water plus, Intensive, Rinse plus, Fill stop, Rinse hold		

Sluice programme overview

The sluice programmes are for extremely heavily soiled personal clothing, as well as heavily soiled towels and bed linen.
 Disinfection according to provisions of British National Health Service (GB). There are two different disinfection options: 65°C for 10 min or 71°C for 3 min.

Sluice low*		65°C	Fill ratio/Load size
Fabric	Heavily soiled personal clothing, towelling and bed linen		
Programme sequence	2 pre-rinse cycles Pre-wash 60°C, 5 min Disinfection 65°C, holding time 10 min Cool down can be selected as an option 3 rinse cycles Final spin		
Extras	Soak, Intensive, Rinse plus, Fill stop, Rinse hold		
Sluice high*		71°C	1:15 PWM 509 – 5.4 kg PWM 511 – 6.8 kg
Fabric	Heavily soiled personal clothing, towelling and bed linen		
Programme sequence	2 pre-rinse cycles Pre-wash 60°C, 5 min Disinfection 71°C, holding time 3 min Cool down can be selected as an option 3 rinse cycles Final spin		
Extras	Soak, Intensive, Rinse plus, Fill stop, Rinse hold		

* Only included in the DV (drain valve) model

Programme overview

Self Service programme overview

Coloured items		60°C (Cold to 60°C)	Fill ratio/Load size
Fabric	Normally soiled cotton, linen and mixed fibre fabrics, e.g. bed linen and towelling		1:9 PWM 511 – 11 kg
Programme sequence	Main wash up to 60°C, wash time 8 min 2 rinse cycles Last rinse cycle hot* Final spin		
Extras	Pre-wash, Water plus, Intensive, Rinse plus, Fill stop, Rinse hold		
Colours int. + pre-wash		60°C (Cold to 60°C)	
Fabric	Heavily soiled cotton, linen or mixed fibre, e.g. bed linen and towelling		
Programme sequence	Pre-wash up to 30°C Main wash up to 60°C, wash time 13 min 2 rinse cycles Last rinse cycle hot* Final spin		
Extras	Water plus, Intensive, Rinse plus, Fill stop, Rinse hold		



Miele Australia Pty. Ltd.

ACN 005 635 398

ABN 96 005 635 398

Melbourne:

Level 4, 141 Camberwell Road

Hawthorn East, VIC 3123

Telephone: 1300 731 411

service.prof@miele.com.au

**www.miele.com.au/professional
professional.sales@miele.com.au**

Miele New Zealand Limited

IRD 98 463 631

8 College Hill

Freemans Bay

Auckland 1011

New Zealand

Telephone: 0800 4 MIELE

(0800 464 353)

www.miele.com.au/professional

professional.sales@miele.com.au



Miele Global Headquarters: Miele & Cie. KG
Carl-Miele-Straße 29, 33332 Gütersloh, Germany