



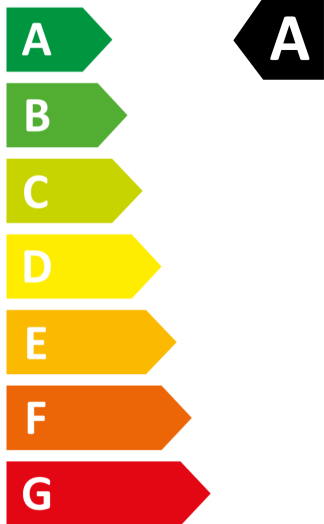
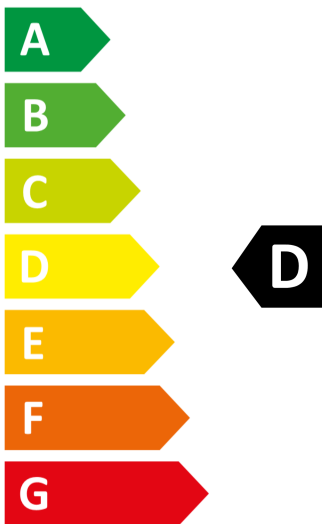
ENERG



Miele

WTD280 WCS

8/5 kg



266 kWh / 100

47 kWh / 100

5,0 kg



8,0 kg

79 L



47 L

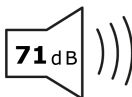
6:29



3:39



A **B** C D E F G



A **B** C D