



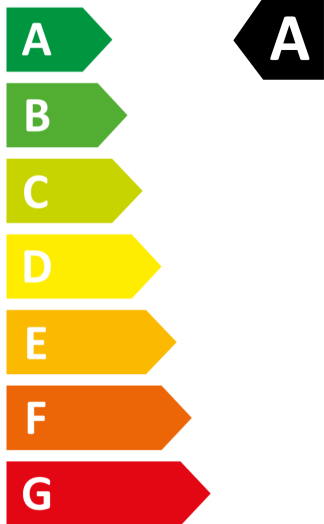
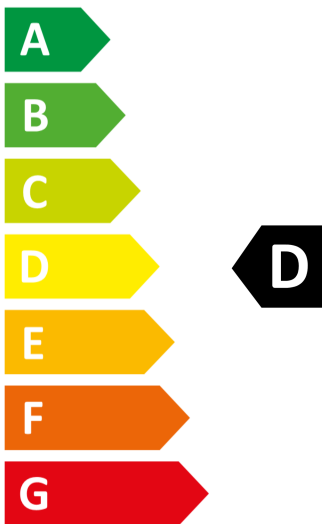
# ENERG



**Miele**

WTD160 WCS

8/5 kg



**266** kWh /

**47** kWh /

**5,0** kg



**8,0** kg

**68** L



**47** L

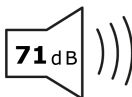
**6:29**



**3:39**



A **B** C D E F G



**A** B C D