



# ENERG




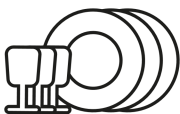
Miele

G 7223 SCU

E



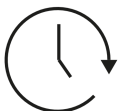
**54** kWh / 



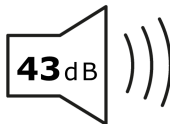
**14** x



**8,4** L



**3:50**



**A**BCD