



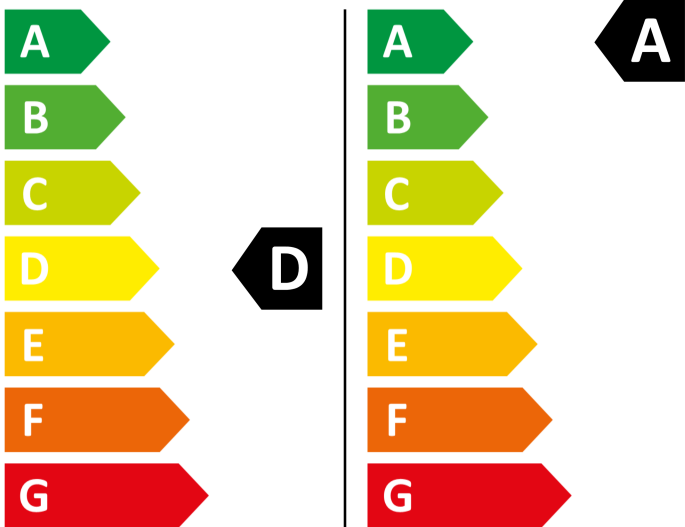
# ENERG



Miele

WTD160 WCS

8/5 kg



**266** kWh / 100

**47** kWh / 100

**5,0** kg



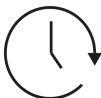
**8,0** kg

**68** L



**47** L

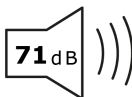
**6:29**



**3:39**



A **B** C D E F G



A **B** C D