



# ENERG




Miele

WED665 WCS

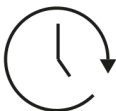
TDos & 8kg



**47** kWh / 



**8,0** kg



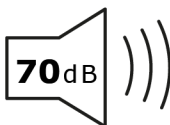
**3:39**



**47** L



A**B**CDEFG



**70**dB  
A**B**CD