

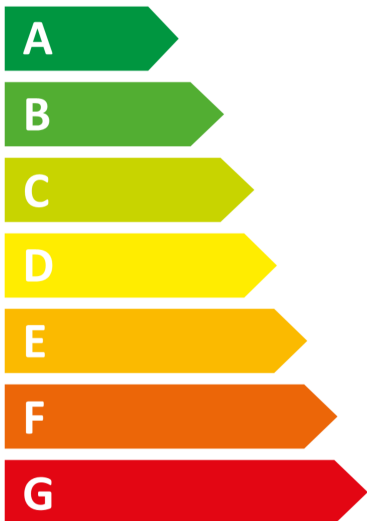



ENERG



Miele

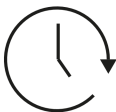
WWD320 WPS D PWash&8kg



47 kWh / 



8,0 kg



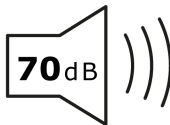
3:39



47 L



A**B**CDEFG



70 dB
A**B**CD