



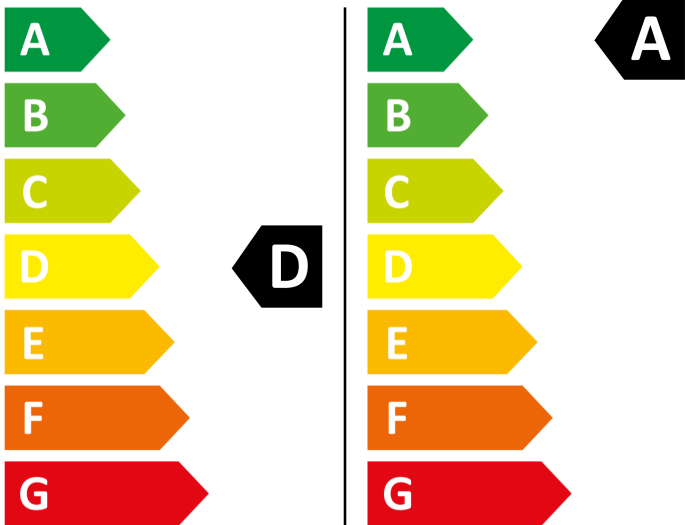
# ENERG



Miele

WTI370 WPM

PWash 8/5 kg



262 kWh / 100

46 kWh / 100

5,0 kg



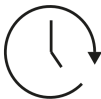
8,0 kg

68 L



47 L

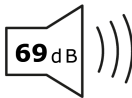
6:29



3:39



ABCDEFGG



ABCD